


Tourist arrivals in the Canary Islands (ISTAC)

September 2022 (vs. 2019)



CANARY ISLANDS

	United Kingdom	Germany	Belgium	France	Netherlands	Ireland	Italy	Switzerland	Denmark	Finland	Norway	Sweden	Nordics	Others	International	Mainland	TOTAL
2019	404,490	187,037	29,538	40,566	45,215	53,376	37,857	17,308	8,567	1,470	12,689	11,240	33,966	91,929	941,281	187,101	1,128,382
2022	428,461	165,008	30,394	53,548	51,248	50,901	53,126	8,322	10,735	287	8,170	5,276	24,468	86,181	951,658	192,181	1,143,839
Change	23,971	-22,029	856	12,982	6,033	-2,475	15,269	-8,986	2,168	-1,183	-4,519	-5,964	-9,498	-5,748	10,377	5,080	15,457
Change, %	5.9%	-11.8%	2.9%	32.0%	13.3%	-4.6%	40.3%	-51.9%	25.3%	-80.5%	-35.6%	-53.1%	-28.0%	-6.3%	1.1%	2.7%	1.37%

LANZAROTE

	United Kingdom	Germany	Belgium	France	Netherlands	Ireland	Italy	Switzerland	Denmark	Finland	Norway	Sweden	Nordics	Others	International	Mainland	TOTAL
2019	118,324	20,383	4,146	8,441	5,855	29,229	4,478	-	-	-	-	-	2,181	9,767	202,803	30,270	233,073
2022	112,510	14,020	3,483	12,125	5,441	25,568	8,577	-	-	-	-	-	3,166	8,168	193,057	34,699	227,757
Change	-5,814	-6,363	-663	3,684	-414	-3,661	4,099	--	--	--	--	--	985	-1,599	-9,746	4,429	-5,316
Change, %	-4.9%	-31.2%	-16.0%	43.6%	-7.1%	-12.5%	91.5%	--	--	--	--	--	45.2%	-16.4%	-4.8%	14.6%	-2.3%

FUERTEVENTURA

	United Kingdom	Germany	Belgium	France	Netherlands	Ireland	Italy	Switzerland	Denmark	Finland	Norway	Sweden	Nordics	Others	International	Mainland	TOTAL
2019	35,169	56,194	969	9,613	4,061	2,648	9,364	-	-	-	-	-	1,962	16,153	136,133	15,776	151,909
2022	51,748	57,477	1,595	10,356	4,729	3,301	12,778	-	-	-	-	-	3,083	15,080	160,146	16,440	176,586
Change	16,579	1,283	626	743	668	653	3,414	--	--	--	--	--	1,121	-1,073	24,013	664	24,677
Change, %	47.1%	2.3%	64.6%	7.7%	16.4%	24.7%	36.5%	--	--	--	--	--	57.1%	-6.6%	17.6%	4.2%	16.2%

GRAN CANARIA

	United Kingdom	Germany	Belgium	France	Netherlands	Ireland	Italy	Switzerland	Denmark	Finland	Norway	Sweden	Nordics	Others	International	Mainland	TOTAL
2019	71,538	52,152	8,504	6,840	19,961	7,510	8,887	-	-	-	-	-	22,960	30,955	229,308	59,126	288,433
2022	73,092	49,633	8,118	10,480	23,962	5,686	9,264	-	-	-	-	-	15,115	25,770	221,119	51,620	272,739
Change	1,554	-2,519	-386	3,640	4,001	-1,824	377	--	--	--	--	--	-7,845	-5,185	-8,189	-7,506	-15,694
Change, %	2.2%	-4.8%	-4.5%	53.2%	20.0%	-24.3%	4.2%	--	--	--	--	--	-34.2%	-16.8%	-3.6%	-12.7%	-5.4%

TENERIFE

	United Kingdom	Germany	Belgium	France	Netherlands	Ireland	Italy	Switzerland	Denmark	Finland	Norway	Sweden	Nordics	Others	International	Mainland	TOTAL
2019	176,550	48,226	15,279	15,209	13,267	13,752	15,052	-	-	-	-	-	6,731	49,990	354,055	74,837	428,893
2022	188,528	39,834	16,677	20,311	16,435	16,196	22,461	-	-	-	-	-	3,060	44,117	367,618	81,953	449,571
Change	11,978	-8,392	1,398	5,102	3,168	2,444	7,409	--	--	--	--	--	-3,671	-5,873	13,563	7,116	20,678
Change, %	6.8%	-17.4%	9.1%	33.5%	23.9%	17.8%	49.2%	--	--	--	--	--	-54.5%	-11.7%	3.8%	9.5%	4.8%

LA PALMA

	United Kingdom	Germany	Belgium	France	Netherlands	Ireland	Italy	Switzerland	Denmark	Finland	Norway	Sweden	Nordics	Others	International	Mainland	TOTAL
2019	1,880	6,548	582	329	2,023	237	76	-	-	-	-	-	126	2,052	13,853	5,709	19,562
2022	1,649	2,958	348	261	682	37	47	-	-	-	-	-	28	1,214	7,224	6,522	13,746
Change	-231	-3,590	-234	-68	-1,341	-200	-29	--	--	--	--	--	-98	-838	-6,629	813	-5,816
Change, %	-12.3%	-54.8%	-40.2%	-20.7%	-66.3%	-84.4%	-38.2%	--	--	--	--	--	-77.8%	-40.8%	-47.9%	14.2%	-29.7%

Source: Frontur (ISTAC). Tourist arrivals by air.

Note: on the result of the estimated Canary Islands total arrivals, tourists from La Gomera and El Hierro are included. Only main tourists are taken into account in each island.

Tourist arrivals in the Canary Islands (ISTAC)

January - September 2022 (vs. 2019)



CANARY ISLANDS

	United Kingdom	Germany	Belgium	France	Netherlands	Ireland	Italy	Switzerland	Denmark	Finland	Norway	Sweden	Nordics	Others	International	Mainland	TOTAL
2019	3,746,502	1,898,434	304,097	451,515	430,732	458,287	344,472	179,402	199,599	148,588	277,844	334,446	960,477	869,426	9,643,337	1,565,713	11,209,051
2022	3,588,102	1,557,854	297,744	557,208	481,512	420,095	437,200	99,861	220,116	88,355	180,267	175,959	664,697	839,188	8,943,455	1,486,672	10,430,128
Change	-158,400	-340,580	-6,353	105,693	50,780	-38,192	92,728	-79,541	20,517	-60,233	-97,577	-158,487	-295,780	-30,238	-699,882	-79,041	-778,923
Change, %	-4.2%	-17.9%	-2.1%	23.4%	11.8%	-8.3%	26.9%	-44.3%	10.3%	-40.5%	-35.1%	-47.4%	-30.8%	-3.5%	-7.3%	-5.0%	-6.9%

LANZAROTE

	United Kingdom	Germany	Belgium	France	Netherlands	Ireland	Italy	Switzerland	Denmark	Finland	Norway	Sweden	Nordics	Others	International	Mainland	TOTAL
2019	1,065,692	219,460	39,684	119,228	68,952	247,072	49,880	-	-	-	-	-	58,782	101,189	1,969,934	235,887	2,205,821
2022	931,392	151,833	36,591	129,454	68,095	201,928	62,743	-	-	-	-	-	52,939	83,540	1,718,510	267,033	1,985,544
Change	-134,300	-67,627	-3,093	10,226	-857	-45,144	12,863	--	--	--	--	--	-5,843	-17,649	-251,424	31,146	-220,277
Change, %	-12.6%	-30.8%	-7.8%	8.6%	-1.2%	-18.3%	25.8%	--	--	--	--	--	-9.9%	-17.4%	-12.8%	13.2%	-10.0%

FUERTEVENTURA

	United Kingdom	Germany	Belgium	France	Netherlands	Ireland	Italy	Switzerland	Denmark	Finland	Norway	Sweden	Nordics	Others	International	Mainland	TOTAL
2019	374,668	491,205	11,569	85,878	36,337	26,122	67,618	-	-	-	-	-	52,880	144,762	1,291,037	128,821	1,419,858
2022	415,160	476,548	10,865	103,196	46,792	25,997	91,456	-	-	-	-	-	41,063	136,128	1,347,204	122,423	1,469,625
Change	40,492	-14,657	-704	17,318	10,455	-125	23,838	--	--	--	--	--	-11,817	-8,634	56,167	-6,398	49,767
Change, %	10.8%	-3.0%	-6.1%	20.2%	28.8%	-0.5%	35.3%	--	--	--	--	--	-22.3%	-6.0%	4.4%	-5.0%	3.5%

GRAN CANARIA

	United Kingdom	Germany	Belgium	France	Netherlands	Ireland	Italy	Switzerland	Denmark	Finland	Norway	Sweden	Nordics	Others	International	Mainland	TOTAL
2019	578,753	594,457	80,352	71,914	172,800	58,346	73,904	-	-	-	-	-	598,169	296,888	2,525,582	504,031	3,029,612
2022	571,511	470,648	78,811	95,232	200,955	56,894	80,355	-	-	-	-	-	408,118	245,359	2,207,884	413,786	2,621,671
Change	-7,242	-123,809	-1,541	23,318	28,155	-1,452	6,451	--	--	--	--	--	-190,051	-51,529	-317,698	-90,245	-407,941
Change, %	-1.3%	-20.8%	-1.9%	32.4%	16.3%	-2.5%	8.7%	--	--	--	--	--	-31.8%	-17.4%	-12.6%	-17.9%	-13.5%

TENERIFE

	United Kingdom	Germany	Belgium	France	Netherlands	Ireland	Italy	Switzerland	Denmark	Finland	Norway	Sweden	Nordics	Others	International	Mainland	TOTAL
2019	1,691,064	476,038	163,922	163,562	134,083	125,521	150,996	-	-	-	-	-	239,071	481,357	3,625,608	647,482	4,273,092
2022	1,650,588	411,166	167,945	223,004	157,495	134,355	201,483	-	-	-	-	-	158,309	460,556	3,564,898	625,977	4,190,874
Change	-40,476	-64,872	4,023	59,442	23,412	8,834	50,487	--	--	--	--	--	-80,762	-20,801	-60,710	-21,505	-82,218
Change, %	-2.4%	-13.6%	2.5%	36.3%	17.5%	7.0%	33.4%	--	--	--	--	--	-33.8%	-4.3%	-1.7%	-3.3%	-1.9%

LA PALMA


	United Kingdom	Germany	Belgium	France	Netherlands	Ireland	Italy	Switzerland	Denmark	Finland	Norway	Sweden	Nordics	Others	International	Mainland	TOTAL
2019	19,556	71,079	5,334	8,350	16,240	433	1,575	-	-	-	-	-	7,529	18,066	148,160	42,416	190,576
2022	10,457	22,207	2,791	2,880	6,103	284	889	-	-	-	-	-	696	9,513	55,817	49,282	105,097
Change	-9,099	-48,872	-2,543	-5,470	-10,137	-149	-686	--	--	--	--	--	-6,833	-8,553	-92,343	6,866	-85,479
Change, %	-46.5%	-68.8%	-47.7%	-65.5%	-62.4%	-34.4%	-43.6%	--	--	--	--	--	-90.8%	-47.3%	-62.3%	16.2%	-44.9%

Source: Frontur (ISTAC). Tourist arrivals by air.

Note: on the result of the estimated Canary Islands total arrivals, tourists from La Gomera and El Hierro are included. Only main tourists are taken into account in each island.

International tourist arrivals in Spain (INE)

September 2022



BY COUNTRY OF RESIDENCE

Monthly

	UK	Germany	Belgium	France	Netherlands	Ireland	Italy	Switzerland	Denmark	Finland	Norway	Sweden	Nordics	Russia	Portugal	Austria	Others	INTERNATIONAL
Sep-19	2,094,377	1,265,644	267,754	984,031	375,562	253,182	431,263	199,550	113,512	39,502	129,135	198,252	480,401	165,380	256,227	118,006	1,926,236	8,845,152
Sep-22	1,800,500	1,146,928	285,318	932,255	417,258	234,397	404,483	171,897	109,779	28,868	110,802	136,628	386,077	--	263,412	91,278	1,597,281	7,822,159
Change	-293,877	-118,716	17,564	-51,776	41,696	-18,785	-26,780	-27,653	-3,733	-10,634	-18,333	-61,624	-94,324	--	7,185	-26,728	-328,955	-1,022,993
Change, %	-14.0%	-9.4%	6.6%	-5.3%	11.1%	-7.4%	-6.2%	-13.9%	-3.3%	-26.9%	-14.2%	-31.1%	-19.6%	--	2.8%	-22.6%	-17.1%	-11.6%

Year-to-date

	UK	Germany	Belgium	France	Netherlands	Ireland	Italy	Switzerland	Denmark	Finland	Norway	Sweden	Nordics	Russia	Portugal	Austria	Others	INTERNATIONAL
Jan-Sep 19	14,710,410	8,967,510	2,073,079	9,127,501	3,000,343	1,804,457	3,611,243	1,421,521	923,485	525,038	1,119,322	1,610,811	4,178,656	1,103,050	1,994,367	1,013,812	13,565,903	66,961,640
Jan-Sep 22	11,997,715	7,723,553	2,007,706	7,923,253	3,198,289	1,639,714	3,125,985	1,275,805	876,148	300,773	913,911	1,058,071	3,148,903	--	1,933,791	813,932	10,544,561	55,916,891
Change	-2,712,695	-1,243,957	-65,373	-1,204,248	197,946	-164,743	-485,258	-145,716	-47,337	-224,265	-205,411	-552,740	-1,029,753	--	-60,576	-199,880	-3,021,342	-11,044,749
Change, %	-18.4%	-13.9%	-3.2%	-13.2%	6.6%	-9.1%	-13.4%	-10.3%	-5.1%	-42.7%	-18.4%	-34.3%	-24.6%	--	-3.0%	-19.7%	-22.3%	-16.5%

BY AUTONOMOUS COMMUNITY

Monthly


	Canary Islands	Andalusia	Aragon	Asturias	Canary Islands	Cantabria	C. y Leon	C. La Mancha	Catalonia	Canarian Region	Extremadura	Galicia	Madrid	Murcia	Navarre	Basque Country	La Rioja	SPAIN
Sep-19	952,069	1,375,342	47,784	37,399	2,006,475	27,741	135,259	23,361	2,011,704	1,011,901	0	182,609	667,799	111,170	40,940	162,577	12,374	8,845,152
Sep-22	928,855	1,115,222	35,761	41,151	1,897,256	31,018	107,841	29,537	1,652,459	945,556	31,009	139,707	598,523	87,005	28,133	144,788	0	7,822,159
Change	-23,214	-260,120	-12,023	3,752	-109,219	3,277	-27,418	6,176	-359,245	-66,345	31,009	-42,902	-69,276	-24,165	-12,807	-17,789	-12,374	-1,022,993
Change, %	-2.4%	-18.9%	-25.2%	10.0%	-5.4%	11.8%	-20.3%	26.4%	-17.9%	-6.6%	--	-23.5%	-10.4%	-21.7%	-31.3%	-10.9%	-100.0%	-11.6%

Year-to-date

	Canary Islands	Andalusia	Aragon	Asturias	Canary Islands	Cantabria	C. y Leon	C. La Mancha	Catalonia	Canarian Region	Extremadura	Galicia	Madrid	Murcia	Navarre	Basque Country	La Rioja	SPAIN
Jan-Sep 19	9,629,082	9,660,003	433,395	213,569	12,147,723	326,978	1,015,772	206,919	15,658,401	7,669,766	81,003	1,334,185	5,704,180	867,370	253,659	1,298,906	28,148	66,961,640
Jan-Sep 22	8,738,887	7,832,167	302,931	233,896	11,554,975	264,173	808,111	142,719	11,542,333	6,706,241	208,489	994,743	4,367,334	671,210	189,019	1,191,771	0	55,916,891
Change	-890,195	-1,827,836	-130,464	20,327	-592,748	-62,805	-207,661	-64,200	-4,116,068	-963,525	127,486	-339,442	-1,336,846	-196,160	-64,640	-107,135	-28,148	-11,044,749
Change, %	-9.2%	-18.9%	-30.1%	9.5%	-4.9%	-19.2%	-20.4%	-31.0%	-26.3%	-12.6%	157.4%	-25.4%	-23.4%	-22.6%	-25.5%	-8.2%	-100.0%	-16.5%

Tourist arrivals in the Canary Islands (ISTAC)

September 2022



Number of tourists by holiday package booking and country of residence

September 2022

	Book	Do not book	TOTAL	% Book	% Do not book
International	523,011	428,648	951,658	55.0%	45.0%
- Germany	122,743	42,265	165,008	74.4%	25.6%
- Netherlands	37,934	13,314	51,248	74.0%	26.0%
- Ireland	16,796	34,105	50,901	33.0%	67.0%
- Nordics	13,551	10,918	24,469	55.4%	44.6%
- United Kingdom	236,738	191,723	428,461	55.3%	44.7%
- Switzerland	3,598	4,724	8,322	43.2%	56.8%
- Others	91,651	131,599	223,249	41.1%	58.9%
Spanish Mainland	41,895	150,286	192,181	21.8%	78.2%
TOTAL	564,906	578,934	1,143,839	49.4%	50.6%

January - September 2022

	Book	Do not book	TOTAL	% Book	% Do not book
International	4,797,777	4,145,683	8,943,459	53.6%	46.4%
- Germany	1,016,075	541,782	1,557,854	65.2%	34.8%
- Netherlands	311,481	170,030	481,512	64.7%	35.3%
- Ireland	123,422	296,673	420,095	29.4%	70.6%
- Nordics	490,195	174,502	664,697	73.7%	26.3%
- United Kingdom	2,063,672	1,524,428	3,588,102	57.5%	42.5%
- Switzerland	33,831	66,030	99,861	33.9%	66.1%
- Others	759,101	1,372,238	2,131,338	35.6%	64.4%
Spanish Mainland	264,767	1,221,905	1,486,672	17.8%	82.2%
TOTAL	5,062,544	5,367,588	10,430,131	48.5%	51.5%

Share of tourists by accommodation type and country of residence

September 2022

	Hotels and similar	Apartments	Property	Cruise	Others
International	69.9%	18.3%	2.6%	0.1%	9.1%
- Germany	79.3%	11.0%	3.4%	0.4%	5.8%
- Netherlands	71.0%	25.2%	1.1%	0.0%	2.7%
- Ireland	58.3%	32.6%	1.3%	0.0%	7.8%
- Nordics	68.5%	18.6%	6.1%	0.0%	6.8%
- United Kingdom	67.5%	22.6%	2.3%	0.0%	7.6%
- Switzerland	74.8%	12.1%	3.0%	0.0%	10.1%
- Others	70.0%	10.7%	3.0%	0.0%	16.2%
Spanish Mainland	59.9%	8.6%	2.6%	0.0%	28.9%
TOTAL	68.2%	16.7%	2.6%	0.1%	12.4%

January - September 2022


	Hotels and similar	Apartments	Property	Cruise	Others
International	71.7%	14.0%	3.1%	1.2%	10.0%
- Germany	72.4%	9.5%	3.8%	5.1%	9.2%
- Netherlands	74.3%	18.5%	1.7%	0.1%	5.4%
- Ireland	59.6%	27.9%	3.3%	0.1%	9.1%
- Nordics	83.6%	6.6%	3.8%	0.1%	5.9%
- United Kingdom	72.6%	16.5%	2.5%	0.7%	7.6%
- Switzerland	73.5%	10.3%	4.3%	0.3%	11.6%
- Others	67.4%	11.7%	3.6%	0.2%	17.1%
Spanish Mainland	58.8%	11.1%	1.5%	0.0%	28.5%
TOTAL	69.8%	13.6%	2.9%	1.1%	12.6%

Source: Frontur (ISTAC). Tourist arrivals by air.

Note: on the result of the estimated Canary Islands total arrivals, tourists from La Gomera and El Hierro are included.

Tourist arrivals in the Canary Islands (ISTAC)

September 2022



Number of tourists by holiday package booking and island of stay

September 2022

	Lanzarote	Fuerteventura	Gran Canaria	Tenerife	La Palma	CANARY ISLANDS
Book						
Total	115,000	119,412	140,503	188,642	3,561	564,906
- International	108,067	115,847	130,905	166,918	3,055	523,011
- Spanish Mainland	6,933	3,565	9,598	21,724	506	41,895
Do not book						
Total	116,983	60,147	135,036	264,710	12,248	578,934
- International	87,576	46,376	92,105	203,152	5,004	428,648
- Spanish Mainland	29,407	13,771	42,931	61,558	7,244	150,286
TOTAL						
All markets	231,983	179,559	275,539	453,353	15,808	1,143,839
- International	195,643	162,223	223,010	370,071	8,059	951,658
- Spanish Mainland	36,340	17,336	52,529	83,282	7,749	192,181
% book package						
Total	49.6%	66.5%	51.0%	41.6%	22.5%	49.4%
- International	55.2%	71.4%	58.7%	45.1%	37.9%	55.0%
- Spanish Mainland	19.1%	20.6%	18.3%	26.1%	6.5%	21.8%

January - September 2022

	Lanzarote	Fuerteventura	Gran Canaria	Tenerife	La Palma	CANARY ISLANDS
Book						
Total	997,974	961,162	1,440,326	1,769,654	60,245	5,062,544
- International	946,961	938,832	1,382,485	1,635,812	55,284	4,797,777
- Spanish Mainland	51,013	22,330	57,841	133,842	4,961	264,767
Do not book						
Total	1,044,327	562,510	1,241,773	2,494,660	99,406	5,367,588
- International	820,773	453,157	875,080	1,987,385	48,468	4,145,683
- Spanish Mainland	223,554	109,353	366,693	507,275	50,938	1,221,905
TOTAL						
All markets	2,042,299	1,523,670	2,682,099	4,264,315	159,650	10,430,131
- International	1,767,733	1,391,988	2,257,565	3,623,197	103,750	8,943,459
- Spanish Mainland	274,566	131,682	424,534	641,118	55,900	1,486,672
% book package						
Total	48.9%	63.1%	53.7%	41.5%	37.7%	48.5%
- International	53.6%	67.4%	61.2%	45.1%	53.3%	53.6%
- Spanish Mainland	18.6%	17.0%	13.6%	20.9%	8.9%	17.8%

Share of tourists by accommodation type and island of stay

September 2022

	Lanzarote	Fuerteventura	Gran Canaria	Tenerife	La Palma	CANARY ISLANDS
International						
Hotels	61.4%	83.2%	68.9%	68.9%	48.3%	69.9%
Apartments	26.3%	9.0%	17.7%	18.6%	17.4%	18.3%
Property	2.9%	2.2%	2.8%	2.5%	5.4%	2.6%
Cruise	0.2%	0.2%	0.3%	0.1%	2.1%	0.1%
Others	9.1%	5.5%	10.3%	9.9%	26.8%	9.1%
Spanish Mainland						
Hotels	59.5%	60.5%	58.5%	62.7%	35.3%	59.9%
Apartments	10.7%	13.6%	6.8%	7.5%	8.5%	8.6%
Property	5.6%	4.5%	2.0%	0.8%	4.4%	2.6%
Cruise	0.0%	0.0%	0.1%	0.0%	0.0%	0.0%
Others	24.2%	21.4%	32.6%	29.0%	51.8%	28.9%
TOTAL						
Hotels	61.1%	81.0%	66.9%	67.8%	41.9%	68.2%
Apartments	23.9%	9.5%	15.6%	16.5%	13.0%	16.7%
Property	3.3%	2.4%	2.7%	2.2%	4.9%	2.6%
Cruise	0.2%	0.1%	0.3%	0.1%	1.1%	0.1%
Others	11.4%	7.0%	14.5%	13.4%	39.1%	12.4%

January - September 2022

	Lanzarote	Fuerteventura	Gran Canaria	Tenerife	La Palma	CANARY ISLANDS
International						
Hotels	64.4%	80.7%	72.9%	68.9%	28.6%	71.7%
Apartments	24.2%	10.5%	11.8%	11.2%	12.1%	14.0%
Property	1.9%	2.0%	3.0%	4.0%	2.9%	3.1%
Cruise	2.1%	1.9%	3.8%	2.2%	36.1%	1.2%
Others	7.5%	4.8%	8.4%	13.6%	20.3%	10.0%
Spanish Mainland						
Hotels	54.9%	56.7%	59.7%	61.7%	44.8%	58.8%
Apartments	16.7%	18.1%	7.2%	10.0%	12.9%	11.1%
Property	2.1%	2.6%	1.4%	1.0%	3.3%	1.5%
Cruise	0.1%	0.1%	0.1%	0.0%	0.4%	0.0%
Others	26.1%	22.5%	31.6%	27.3%	38.6%	28.5%
TOTAL						
Hotels	63.1%	78.6%	70.9%	67.8%	34.3%	69.8%
Apartments	23.2%	11.2%	11.1%	11.0%	12.4%	13.6%
Property	1.9%	2.1%	2.7%	3.6%	3.1%	2.9%
Cruise	1.8%	1.8%	3.2%	1.9%	23.6%	1.1%
Others	10.0%	6.4%	12.1%	15.7%	26.7%	12.6%

Source: Frontur (ISTAC). Tourist arrivals by air.

Note: in the islands are included tourists who have chosen the island as the main destination of their trip or as a secondary destination. (*) Others = house of friend or relative + other type of accommodation