

Holiday homes in the Canary Islands

March 2026



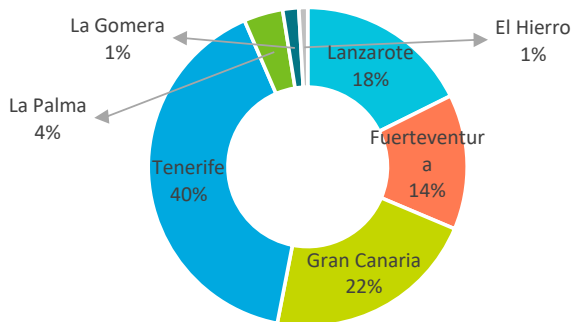
Key indicators for holiday homes (latest data)

	Canary Islands	Lanzarote	Fuerteventura	Gran Canaria	Tenerife	La Palma	La Gomera	El Hierro
Holiday homes	43,381	6,990	5,884	9,594	17,712	1,945	846	406
Bed-spaces	178,037	31,430	24,387	38,646	72,004	7,062	2,895	1,598
Occupancy rate (%)	94.18%	95.61%	95.04%	94.90%	93.77%	88.95%	90.66%	90.39%
Average daily rate (€)	151.84	186.08	130.57	155.76	151.52	108.67	92.85	96.45
Length of stay (days)	5.67	5.61	6.07	5.6	5.6	5.98	5.43	4.59
Total revenue (€ million)	120.46	24.16	14.78	27.00	49.19	3.54	1.29	0.49

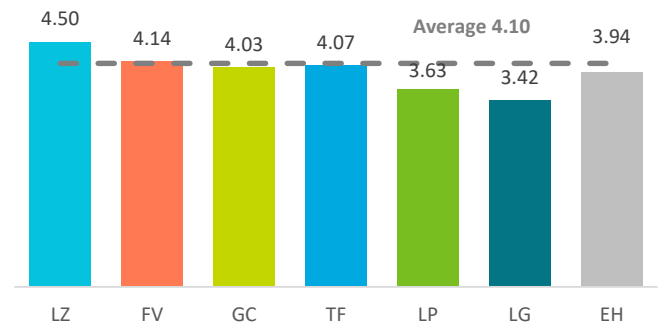
Change, % 26/25

Holiday homes	-9.9%	-10.3%	-8.2%	-8.8%	-10.6%	-13.8%	-5.7%	-12.9%
Bed-spaces	-11.7%	-12.2%	-9.6%	-10.7%	-12.7%	-14.1%	-6.6%	-13.3%
Occupancy rate (%)	-1.17	-1.59	-0.34	0.46	-1.39	-7.06	-4.32	0.26
Average daily rate (€)	-0.5%	-3.3%	1.3%	-1.3%	0.6%	-1.6%	8.8%	-0.4%
Length of stay (days)	1.1	0.70	1.29	1.24	1.06	1.42	1.33	1.10
Total revenue (€ million)	2.9%	-8.0%	9.0%	8.4%	4.3%	-1.5%	15.8%	-3.7%

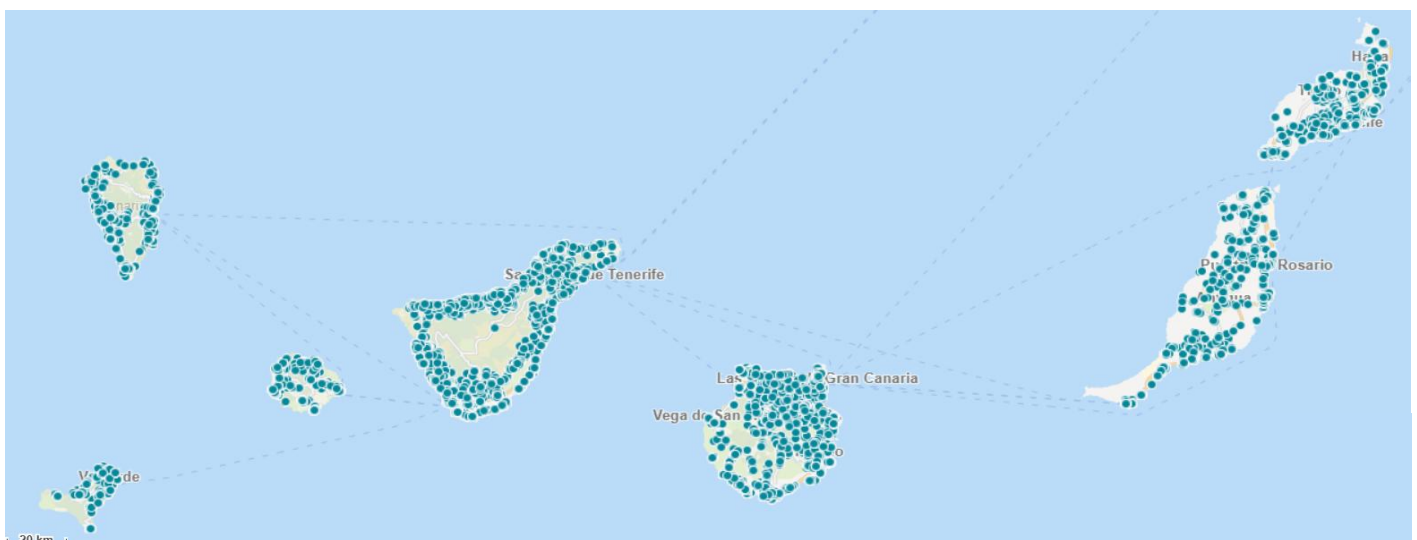
Bed-spaces share: March 2026



Bed-spaces per holiday home: March 2026



Geolocation of holiday homes registered in the General Tourist Registry of the Canary Islands



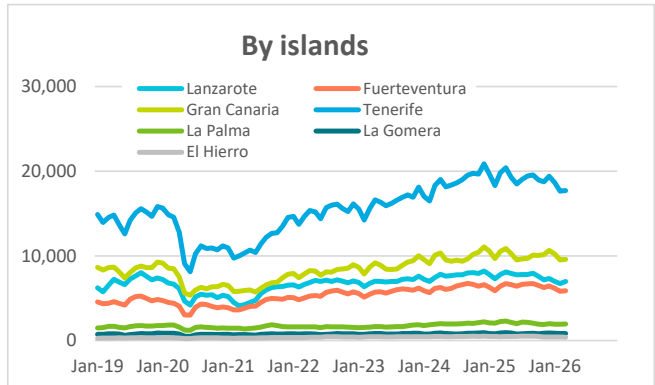
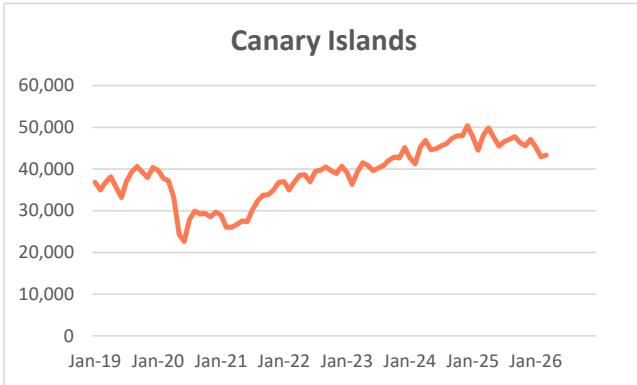
Holiday homes in the Canary Islands

March 2026

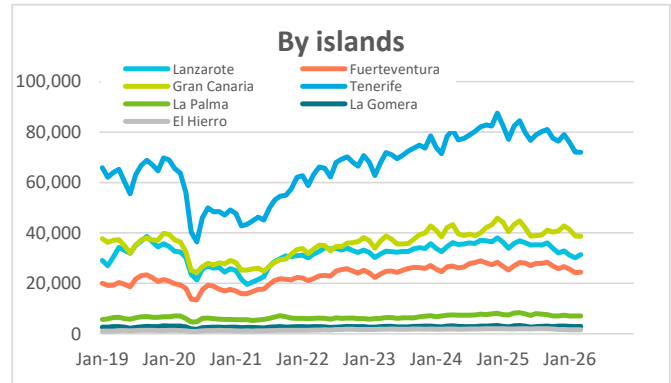
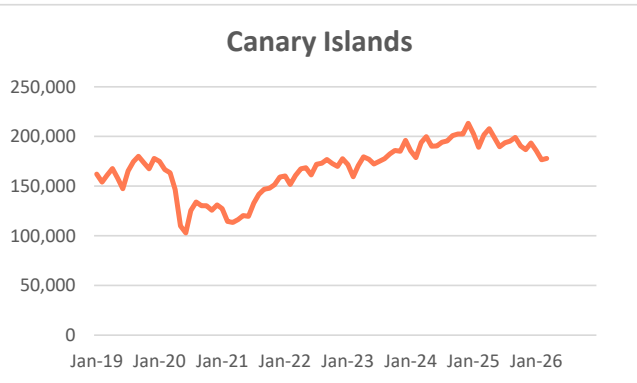


Key indicators for holiday homes

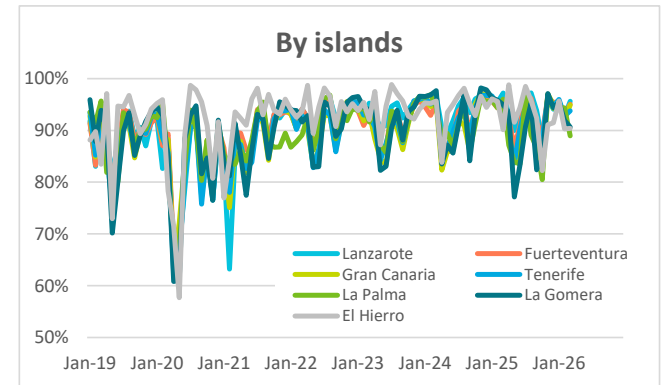
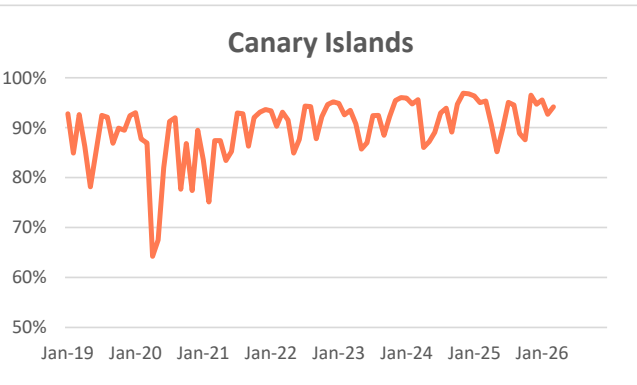
Holiday homes



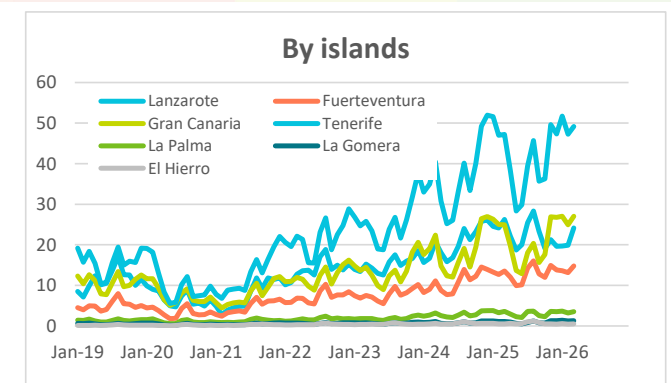
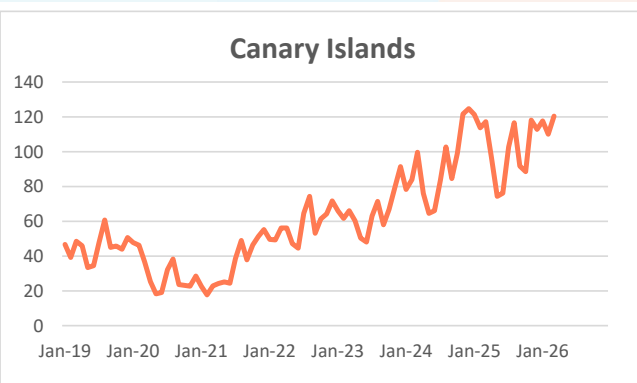
Bed-spaces



Occupancy rate (%)



Total revenue (€ million)



Holiday homes in the Canary Islands

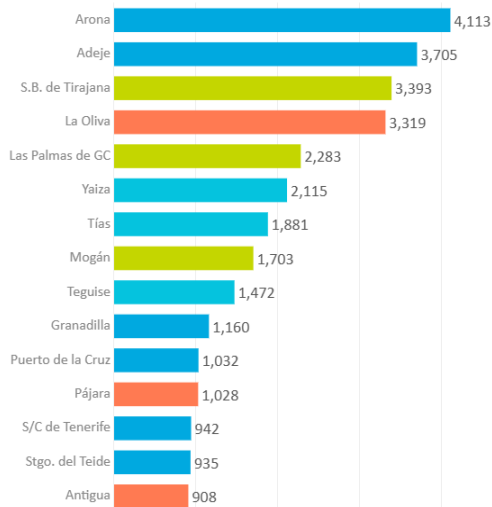
March 2026



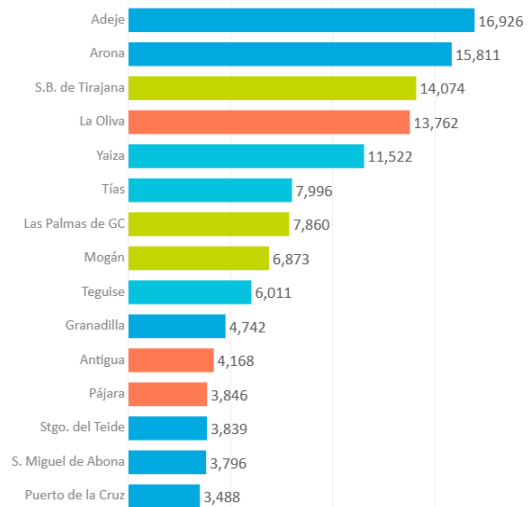
Key indicators for holiday homes by islands and municipalities

Ranking of the top 15 municipalities: March 2026

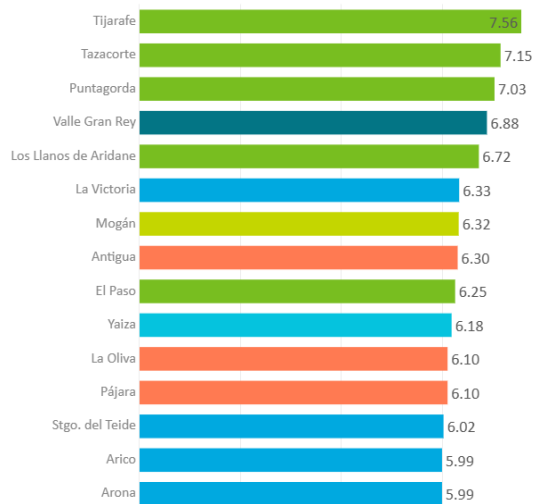
Holiday homes



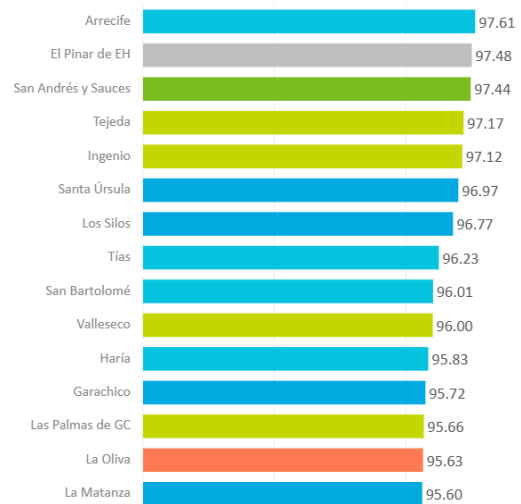
Bed-spaces



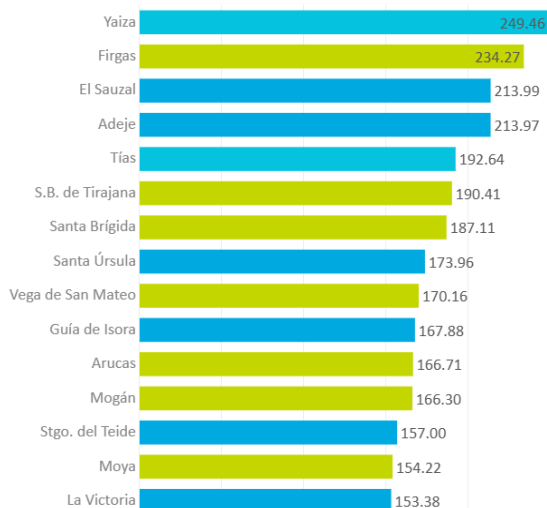
Average length of stay



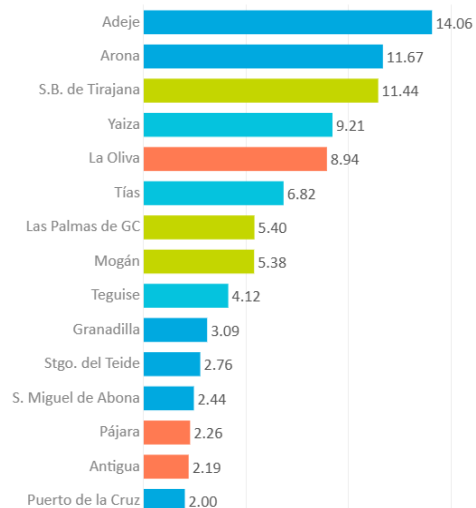
Occupancy rate



Average daily rate (€)



Total revenue (€ million)



■ Lanzarote ■ Fuerteventura ■ Gran Canaria ■ Tenerife ■ La Palma ■ La Gomera ■ El Hierro

Holiday homes in the Canary Islands

March 2026

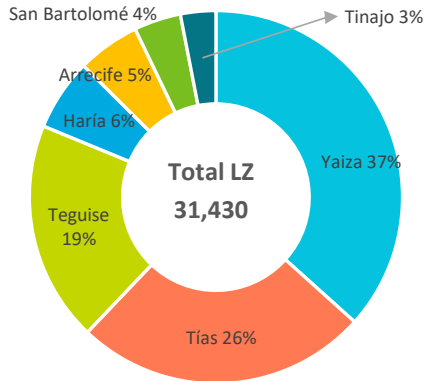


LANZAROTE

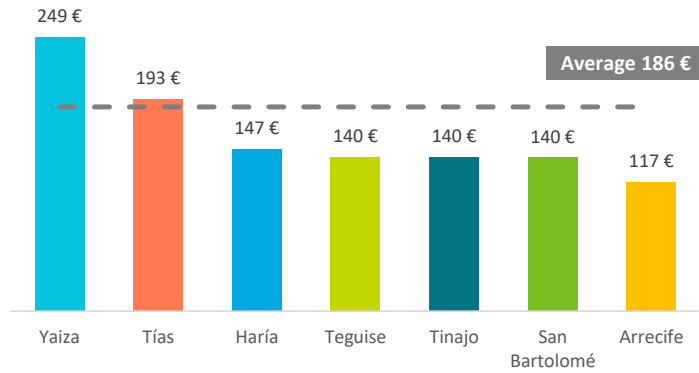
Holiday homes March 2026: 6,990

Occupancy rate (%) March 2026: 95.61%

Bed-spaces share: March 2026



Average daily rate: March 2026

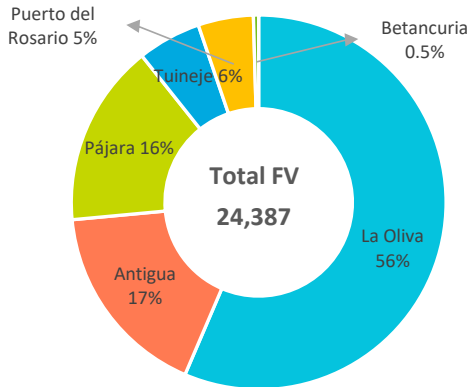


FUERTEVENTURA

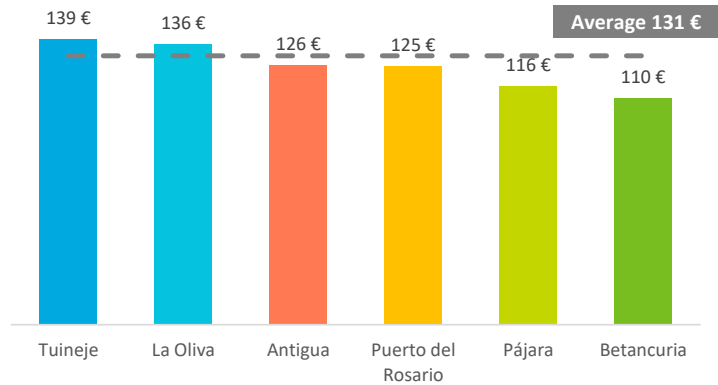
Holiday homes March 2026: 5,884

Occupancy rate (%) March 2026: 95.04%

Bed-spaces share: March 2026



Average daily rate: March 2026

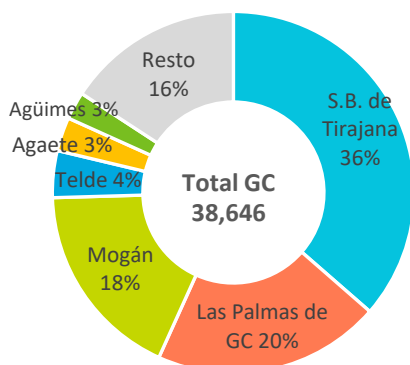


GRAN CANARIA

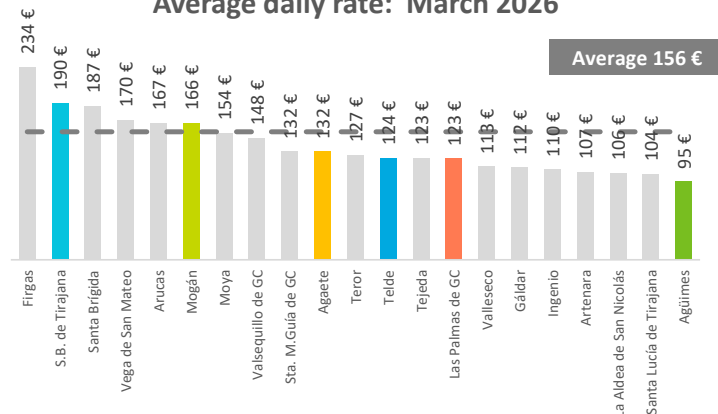
Holiday homes March 2026: 9,594

Occupancy rate (%) March 2026: 94.90%

Bed-spaces share: March 2026



Average daily rate: March 2026



Holiday homes in the Canary Islands

March 2026

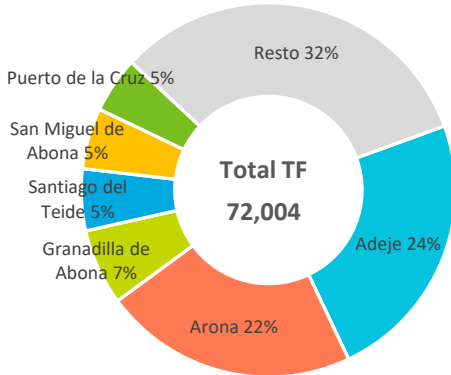


TENERIFE

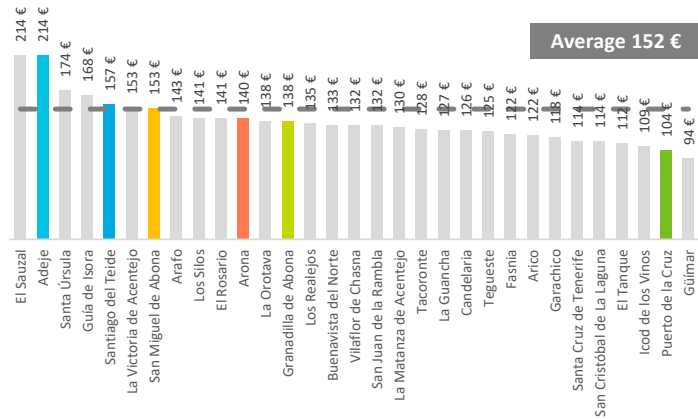
Holiday homes March 2026: 17,712

Occupancy rate (%) March 2026: 93.77%

Bed-spaces share: March 2026



Average daily rate: March 2026

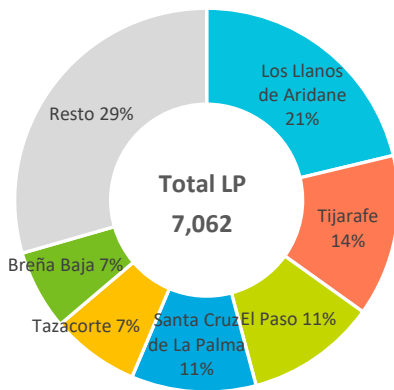


LA PALMA

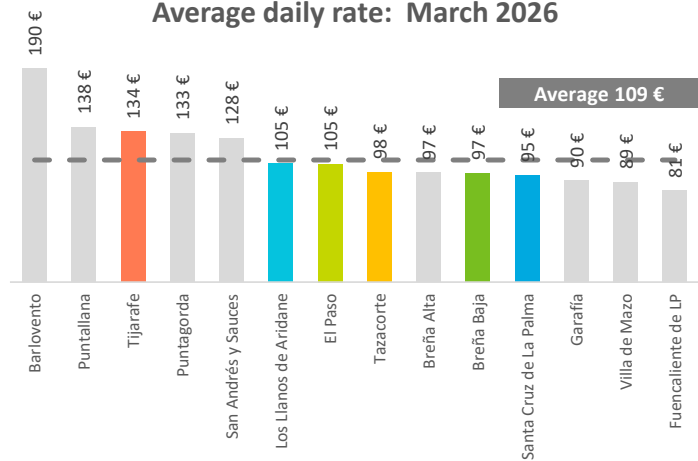
Holiday homes March 2026: 1,945

Occupancy rate (%) March 2026: 88.95%

Bed-spaces share: March 2026



Average daily rate: March 2026

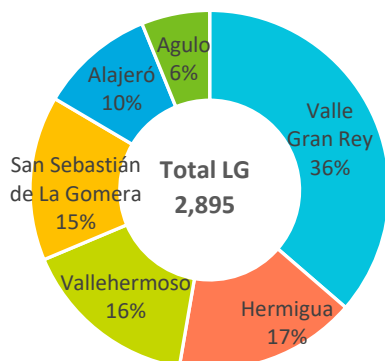


LA GOMERA

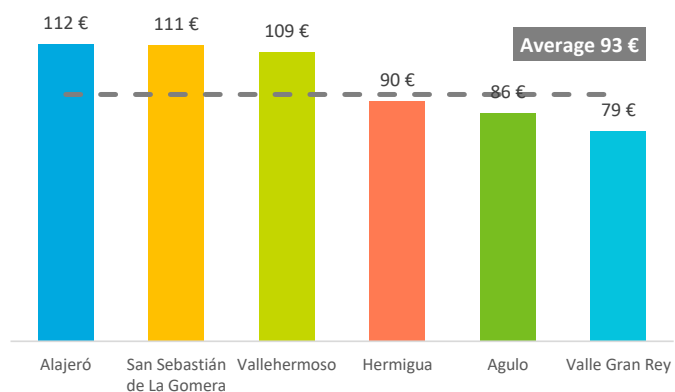
Holiday homes March 2026: 846

Occupancy rate (%) March 2026: 90.66%

Bed-spaces share: March 2026



Average daily rate: March 2026



Holiday homes in the Canary Islands

March 2026

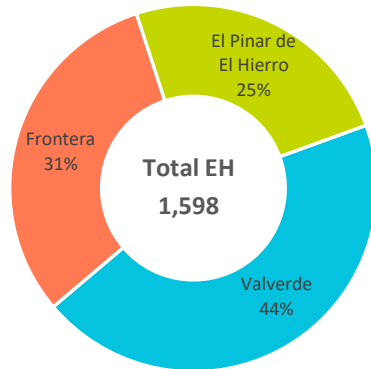


EL HIERRO

Holiday homes March 2026: 406

Occupancy rate (%) March 2026: 90.39%

Bed-spaces share: March 2026



Average daily rate: March 2026

