
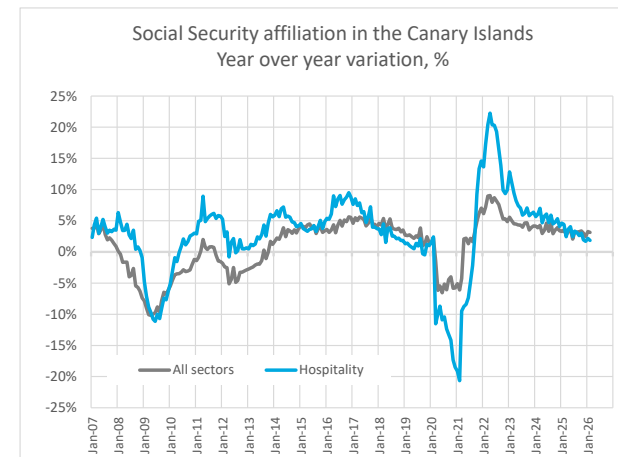
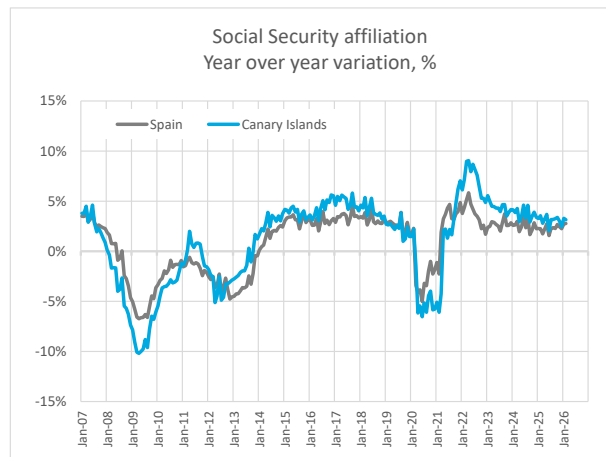


# Employment data: Social Security affiliation and unemployment Canary Islands (March 2026)



## Social Security affiliation

	Spain: All sectors	Canary Islands: All sectors	Canary Islands: hospitality and travel agencies
Feb-25	21,144,431	931,178	176,474
Mar-25	21,320,297	932,537	175,838
Feb-26	21,731,946	960,406	179,705
Mar-26	21,860,555	957,240	178,847
Month over month variation	128,609	-3,166	-858
Month over month variation (%)	0.6%	-0.3%	-0.5%
Year over year variation	540,258	24,703	3,009
Year over year variation (%)	2.5%	2.6%	1.7%



## Unemployment

	Spain: All sectors	Canary Islands: All sectors	Canary Islands: hospitality and travel agencies
Feb-25	2,593,449	157,851	23,747
Mar-25	2,580,138	157,428	23,848
Feb-26	2,442,646	145,656	21,997
Mar-26	2,419,712	146,499	22,204
Month over month variation	-22,934	843	207
Month over month variation (%)	-0.9%	0.6%	0.9%
Year over year variation	-160,426	-10,929	-1,644
Year over year variation (%)	-6.2%	-6.9%	-6.9%

