


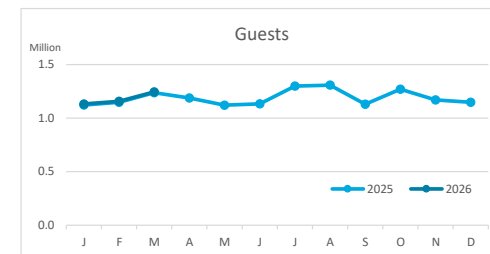
Main tourist accommodation indicators

CANARY ISLANDS (January - March 2026)



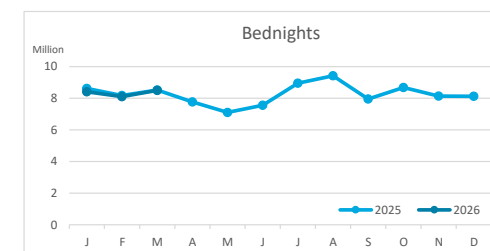
GUESTS BY ACCOMMODATION TYPE (*)

	Breakdown by accommodation type											
	TOTAL				Hotels				Apartments			
	Abroad	Mainland	Canary Islands	Total	Abroad	Mainland	Canary Islands	Total	Abroad	Mainland	Canary Islands	Total
Jan-Mar25	3,081,644	264,235	161,384	3,507,263	2,370,666	232,981	129,916	2,733,563	710,978	31,254	31,468	773,700
Jan-Mar26	3,114,696	261,226	158,017	3,533,939	2,395,613	231,431	127,368	2,754,412	719,083	29,795	30,649	779,527
Change	33,052	-3,009	-3,367	26,676	24,947	-1,550	-2,548	20,849	8,105	-1,459	-819	5,827
Change, %	1.1%	-1.1%	-2.1%	0.8%	1.1%	-0.7%	-2.0%	0.8%	1.1%	-4.7%	-2.6%	0.8%



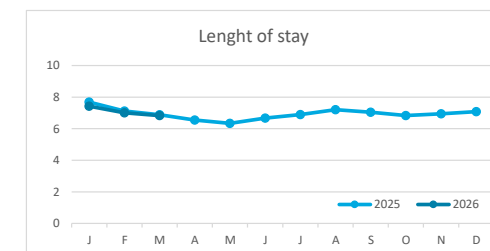
BEDNIGHTS

	Breakdown by accommodation type											
	TOTAL				Hotels				Apartments			
	Abroad	Mainland	Canary Islands	Total	Abroad	Mainland	Canary Islands	Total	Abroad	Mainland	Canary Islands	Total
Jan-Mar25	23,609,290	1,182,613	524,570	25,316,473	17,194,276	1,014,986	367,224	18,576,486	6,415,014	167,627	157,346	6,739,987
Jan-Mar26	23,337,750	1,199,424	472,495	25,009,669	17,028,794	1,044,858	339,349	18,413,001	6,308,956	154,566	133,146	6,596,668
Change	-271,540	16,811	-52,075	-306,804	-165,482	29,872	-27,875	-163,485	-106,058	-13,061	-24,200	-143,319
Change, %	-1.2%	1.4%	-9.9%	-1.2%	-1.0%	2.9%	-7.6%	-0.9%	-1.7%	-7.8%	-15.4%	-2.1%

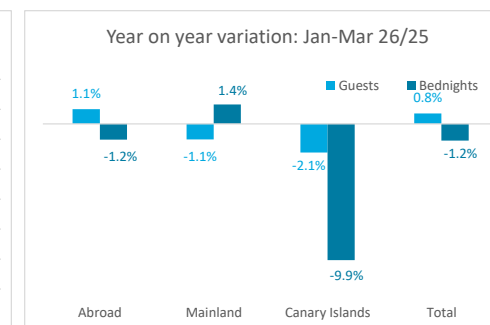
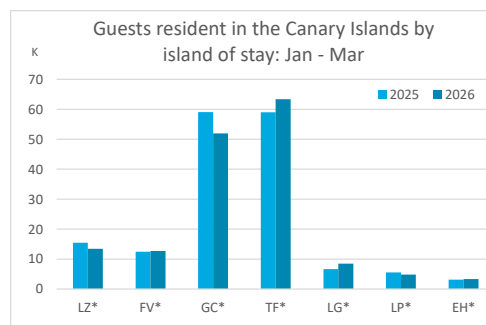
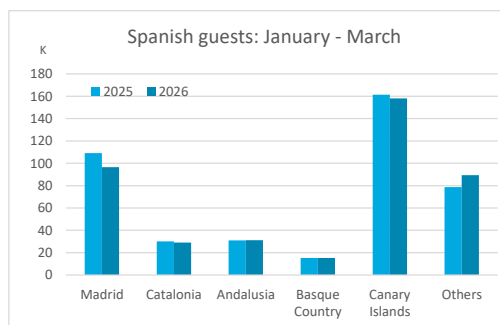
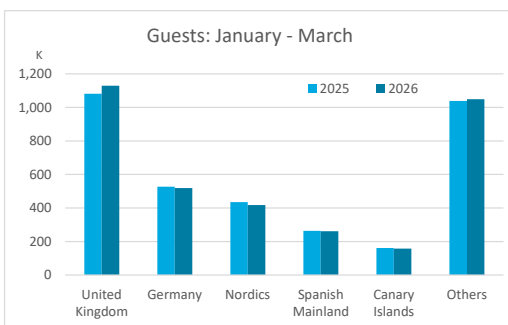


LENGHT OF STAY

	Breakdown by accommodation type											
	TOTAL				Hotels				Apartments			
	Abroad	Mainland	Canary Islands	Total	Abroad	Mainland	Canary Islands	Total	Abroad	Mainland	Canary Islands	Total
Jan-Mar25	7.7	4.5	3.3	7.2	7.3	4.4	2.8	6.8	9.0	5.4	5.0	8.7
Jan-Mar26	7.5	4.6	3.0	7.1	7.1	4.5	2.7	6.7	8.8	5.2	4.3	8.5
Change	-0.2	0.1	-0.3	-0.1	-0.1	0.2	-0.2	-0.1	-0.2	-0.2	-0.7	-0.2



GUESTS AND BEDNIGHTS BY PLACE OF RESIDENCE



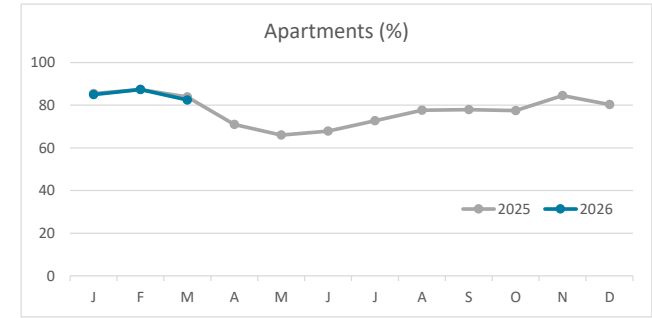
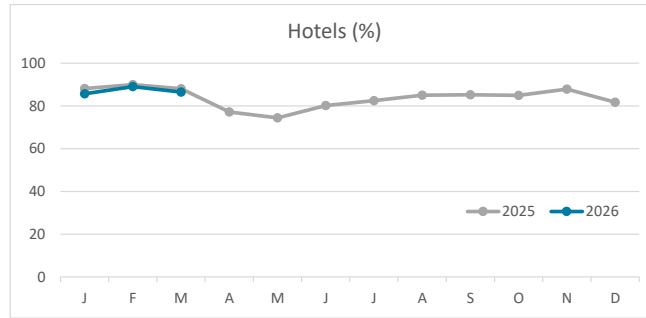
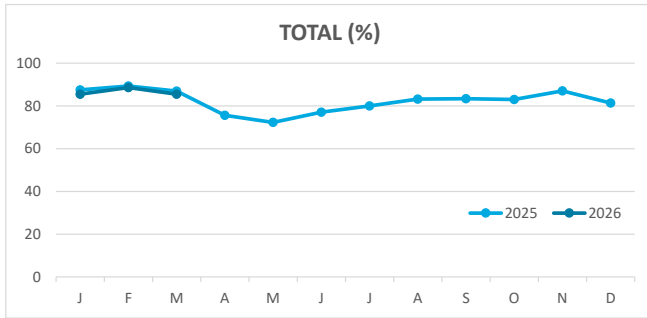
Note: LZ* (Lanzarote), FV* (Fuerteventura), GC* (Gran Canaria), TF* (Tenerife), LG* (La Gomera), LP* (La Palma) and EH* (El Hierro).

Main tourist accommodation indicators

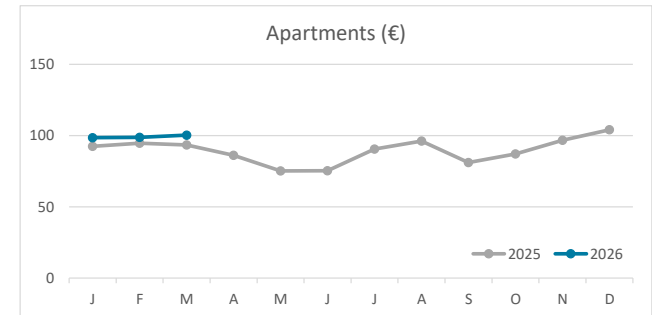
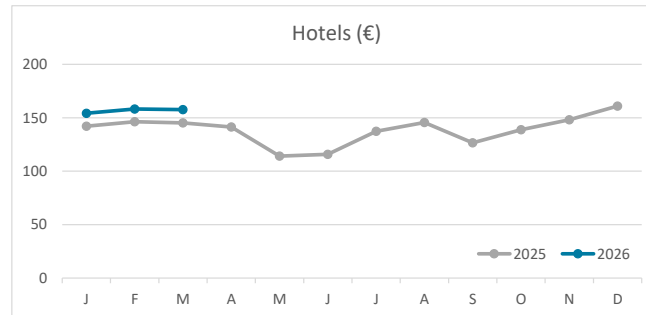
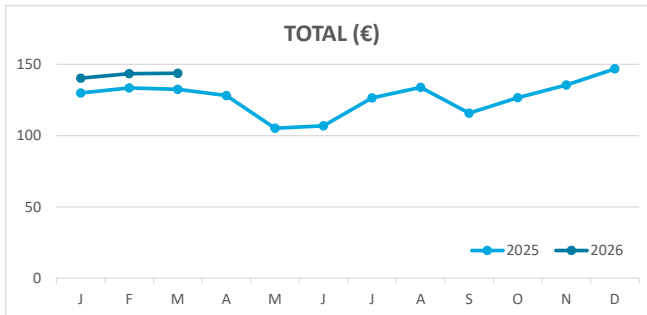
CANARY ISLANDS (January - March 2026)



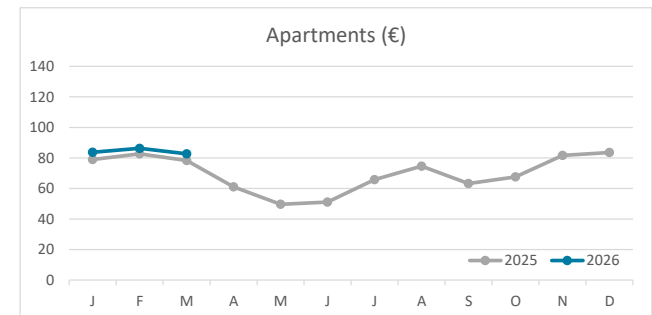
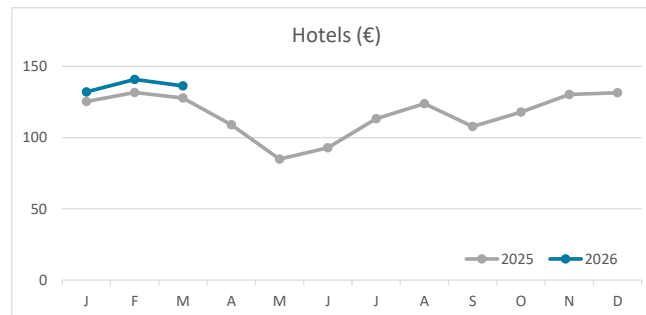
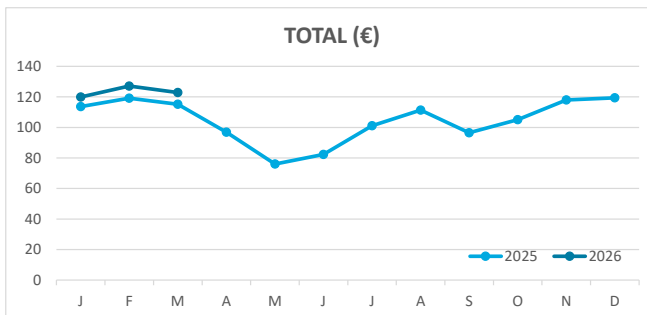
OCCUPANCY RATE PER ROOM / APARTMENT



ADR (Average Daily Rate)



REVPAR (Revenue Per Available Room)



Note: "Guests indicator" refers to number of guests checking in as new arrivals.
 Source: Encuestas de Alojamiento Turístico (ISTAC)

Total guests in tourist accommodation

March 2026



CANARY ISLANDS

	UK	Germany	Netherlands	Sweden	Denmark	Finland	Norway	Ireland	Belgium	Italy	Austria	France	Switzerland	Czech Republic	Poland	Hungary	Romania	Portugal	Luxembourg	Others	International	Mainland	Canary Islands	Spain	TOTAL
2025	390,265	200,200	45,820	41,475	33,822	25,275	38,294	54,018	26,933	34,576	7,175	52,289	11,827	5,829	32,010	4,021	4,175	2,661	1,366	67,003	1,079,034	95,213	62,710	157,923	1,236,957
2026	414,302	193,577	40,793	37,318	32,626	23,006	38,165	58,867	21,225	31,419	8,872	48,735	12,586	6,453	30,814	4,172	5,243	3,178	1,937	64,329	1,077,617	103,631	63,517	167,148	1,244,765
Change	24,037	-6,623	-5,027	-4,157	-1,196	-2,269	-129	4,849	-5,708	-3,157	1,697	-3,554	759	624	-1,196	151	1,068	517	571	-2,674	-1,417	8,418	807	9,225	7,808
Change, %	6.2%	-3.3%	-11.0%	-10.0%	-3.5%	-9.0%	-0.3%	9.0%	-21.2%	-9.1%	23.7%	-6.8%	6.4%	10.7%	-3.7%	3.8%	25.6%	19.4%	41.8%	-4.0%	0.8%	1.3%	5.8%	0.6%	

LANZAROTE

	UK	Germany	Netherlands	Sweden	Denmark	Finland	Norway	Ireland	Belgium	Italy	Austria	France	Switzerland	Czech Republic	Poland	Hungary	Romania	Portugal	Luxembourg	Others	International	Mainland	Canary Islands	Spain	TOTAL
2025	98,081	20,414	5,548	1,724	2,378	1,389	1,526	23,298	3,250	3,289	702	13,108	1,785	832	3,512	149	361	335	201	5,301	187,183	15,064	5,734	20,798	207,981
2026	109,493	21,165	5,037	1,211	2,184	1,134	900	26,191	2,378	3,212	734	11,790	1,728	851	2,968	131	371	308	249	4,700	196,735	13,933	5,114	19,047	215,782
Change	11,412	751	-511	-513	-194	-255	-626	2,893	-872	-77	32	-1,318	-57	19	-544	-18	10	-27	48	-601	9,552	-1,131	-620	-1,751	7,801
Change, %	11.6%	3.7%	-9.2%	-29.8%	-8.2%	-18.4%	-41.0%	12.4%	-26.8%	-2.3%	4.6%	-10.1%	-3.2%	2.3%	-15.5%	-12.1%	2.8%	-8.1%	23.9%	-11.3%	5.1%	-7.5%	-10.8%	-8.4%	3.8%

FUERTEVENTURA

	UK	Germany	Netherlands	Sweden	Denmark	Finland	Norway	Ireland	Belgium	Italy	Austria	France	Switzerland	Czech Republic	Poland	Hungary	Romania	Portugal	Luxembourg	Others	International	Mainland	Canary Islands	Spain	TOTAL
2025	56,972	64,667	5,393	2,432	3,113	1,246	316	4,177	2,098	5,538	1,084	10,572	1,594	1,369	9,524	281	503	239	145	7,322	178,585	9,091	4,570	13,661	192,246
2026	55,713	56,387	4,021	2,253	3,611	1,025	421	3,683	1,505	6,559	1,107	8,789	1,827	1,433	9,280	178	410	331	239	6,781	165,553	13,968	4,780	18,748	184,301
Change	-1,259	-8,280	-1,372	-179	498	-221	105	-494	-593	1,021	23	-1,783	233	64	-244	-103	-93	92	94	-541	-13,032	4,877	210	5,087	-7,945
Change, %	-2.2%	-12.8%	-25.4%	-7.4%	16.0%	-17.7%	33.2%	-11.8%	-28.3%	18.4%	2.1%	-16.9%	14.6%	4.7%	-2.6%	-36.7%	-18.5%	38.5%	64.8%	-7.4%	5.5%	4.6%	37.2%	-4.1%	

GRAN CANARIA

	UK	Germany	Netherlands	Sweden	Denmark	Finland	Norway	Ireland	Belgium	Italy	Austria	France	Switzerland	Czech Republic	Poland	Hungary	Romania	Portugal	Luxembourg	Others	International	Mainland	Canary Islands	Spain	TOTAL
2025	60,434	56,637	20,304	28,656	16,168	14,062	27,392	7,779	7,616	8,532	2,297	8,159	4,202	1,199	6,498	1,515	779	875	481	15,951	289,536	24,207	23,374	47,581	337,117
2026	68,730	57,014	18,633	24,001	15,004	12,922	28,200	9,067	5,761	6,842	3,615	8,586	4,569	1,318	7,123	1,364	1,417	1,040	675	17,023	292,904	25,447	22,441	47,888	340,792
Change	8,296	377	-1,671	-4,655	-1,164	-1,140	808	1,288	-1,855	-1,690	1,318	427	367	119	625	-151	638	165	194	1,072	3,368	1,240	-933	307	3,675
Change, %	13.7%	0.7%	-8.2%	-16.2%	-7.2%	-8.1%	2.9%	16.6%	-24.4%	-19.8%	57.4%	5.2%	8.7%	9.9%	9.6%	-10.0%	81.9%	18.9%	40.3%	6.7%	1.2%	5.1%	-4.0%	0.6%	1.1%

TENERIFE

	UK	Germany	Netherlands	Sweden	Denmark	Finland	Norway	Ireland	Belgium	Italy	Austria	France	Switzerland	Czech Republic	Poland	Hungary	Romania	Portugal	Luxembourg	Others	International	Mainland	Canary Islands	Spain	TOTAL
2025	172,131	48,247	13,847	8,417	10,039	8,450	8,926	18,647	13,419	16,916	2,783	19,656	3,777	2,307	11,500	2,052	2,507	1,155	483	37,277	402,536	43,238	23,001	66,239	468,775
2026	177,517	46,941	12,185	9,528	10,210	7,763	8,486	19,789	10,952	14,506	3,106	18,798	3,842	2,732	10,383	2,449	3,022	1,454	727	34,843	399,233	46,322	24,947	71,269	470,502
Change	5,386	-1,306	-1,662	1,111	171	-687	-440	1,142	-2,467	-2,410	323	-858	65	425	-1,117	397	515	299	244	-2,434	-3,303	3,084	1,946	5,030	1,727
Change, %	3.1%	-2.7%	-12.0%	13.2%	1.7%	-8.1%	-4.9%	6.1%	-18.4%	-14.2%	11.6%	-4.4%	1.7%	18.4%	-9.7%	19.3%	20.5%	25.9%	50.5%	-6.5%	0.8%	7.1%	8.5%	7.6%	0.4%

LA PALMA

	UK	Germany	Netherlands	Sweden	Denmark	Finland	Norway	Ireland	Belgium	Italy	Austria	France	Switzerland	Czech Republic	Poland	Hungary	Romania	Portugal	Luxembourg	Others	International	Mainland	Canary Islands	Spain	TOTAL
2025	1,149	5,522	460	52	1,844	29	29	32	253	201	144	361	274	87	916	17	21	41	33	807	12,272	3,096	2,645	5,741	18,013
2026	1,374	7,181	536	64	1,404	29	23	29	188	181	109	420	417	67	984	28	18	31	23	610	13,716	3,214	3,135	6,349	20,065
Change	225	1,659	76	12	-440	0	-6	-3	-65	-20	-35	59	143	-20	68	11	-3	-10	-10	-197	1,444	118	490	608	2,052
Change, %	19.6%	30.0%	16.5%	23.1%	-23.9%	0.0%	-20.7%	-9.4%	-25.7%	-10.0%	-24.3%	16.3%	52.2%	-23.0%	7.4%	64.7%	-14.3%	-24.4%	-30.3%	-24.4%	11.8%	3.8%	18.5%	10.6%	11.4%

LA GOMERA

	UK	Germany	Netherlands	Sweden	Denmark	Finland	Norway	Ireland	Belgium	Italy	Austria	France	Switzerland	Czech Republic	Poland	Hungary	Romania	Portugal	Luxembourg	Others	International	Mainland	Canary Islands	Spain	TOTAL
2025	1,457	4,484	254	185	271	97	105	80	276	82	144	383	156	35	44	3	2	14	23	307	8,402	246	2,191	2,437	10,839
2026	1,419	4,655	334	228	213	125	115	102	389	88	188	297	166	47	51	21	5	12	17	354	8,826	363	2,078	2,441	11,267
Change	-38	171	80	43	-58	28	10	22	113	6	44	-86	10	12	7	18	3	-2	-6	47	424	117	-113	4	428
Change, %	-2.6%	3.8%	31.5%	23.2%	-21.4%	28.9%	9.5%	27.5%	40.9%	7.3%	30.6%	-22.5%	6.4%	34.3%	15.9%	600.0%	150.0%	-14.3%	-26.1%	15.3%	5.0%	47.6%	-5.2%	0.2%	3.9%

EL HIERRO

	UK	Germany	Netherlands	Sweden	Denmark	Finland	Norway	Ireland	Belgium	Italy	Austria	France	Switzerland	Czech Republic	Poland	Hungary	Romania	Portugal	Luxembourg	Others	International	Mainland	Canary Islands	Spain	TOTAL
2025	41	229	14	9	9	2	0	5	21	18	21	50	39	0	16	4	2	2	0	38	520	271	1,195	1,466	1,986
2026	56	234	47	33	0	8	20	6	52	31	13	55	37	5	25	1	0	2	7	18	650	384	1,022	1,406	2,056
Dif.	15	5	33	24	-9	6	20	1	31	13	-8	5	-2	5	9	-3	-2	0	7	-20	130	113	-173	-60	70
Dif. %	36.6%	2.2%	235.7%	266.7%	-100.0%	300.0%	--	20.0%	147.6%	72.2%	-38.1%	10.0%	-5.1%	--	56.3%	-75.0%	-100.0%	0.0%	--	-52.6%	25.0%	41.7%	-14.5%	-4.1%	3.5%

Guests by hotels

March 2026



CANARY ISLANDS

	UK	Germany	Netherlands	Sweden	Denmark	Finland	Norway	Ireland	Belgium	Italy	Austria	France	Switzerland	Czech Republic	Poland	Hungary	Romania	Portugal	Luxembourg	Others	international	Mainland	Canary Islands	Spain	TOTAL
2025	287,750	168,242	33,240	25,880	23,107	16,622	24,710	32,938	23,904	25,751	6,248	45,979	9,778	4,140	27,242	2,901	3,194	2,251	1,333	54,973	820,183	81,885	49,011	130,896	951,079
2026	308,915	163,401	29,550	23,955	23,348	15,248	25,524	36,529	19,015	23,828	7,642	42,698	10,293	5,030	26,074	3,094	4,184	2,742	1,834	52,647	825,551	90,757	49,463	140,220	965,771
Change	21,165	-4,841	-3,690	-1,925	241	-1,374	814	3,591	-4,889	-1,923	1,394	-3,281	515	890	-1,168	193	990	491	501	-2,326	5,368	8,872	452	9,324	14,692
Change, %	7.4%	-2.9%	-11.1%	-7.4%	1.0%	-8.3%	3.3%	10.9%	-20.5%	-7.5%	22.3%	-7.1%	5.3%	21.5%	-4.3%	6.7%	31.0%	21.8%	37.6%	-4.2%	0.7%	10.8%	0.9%	7.1%	1.5%

LANZAROTE

	UK	Germany	Netherlands	Sweden	Denmark	Finland	Norway	Ireland	Belgium	Italy	Austria	France	Switzerland	Czech Republic	Poland	Hungary	Romania	Portugal	Luxembourg	Others	international	Mainland	Canary Islands	Spain	TOTAL
2025	65,895	17,340	3,890	602	1,989	701	633	11,925	2,844	2,624	613	11,736	1,343	497	2,600	117	298	297	197	4,217	130,358	12,218	4,052	16,270	146,628
2026	75,458	18,283	3,519	616	2,047	711	456	13,078	2,132	2,484	654	10,512	1,471	576	2,127	107	266	262	219	3,741	138,719	11,163	3,917	15,080	153,799
Change	9,563	943	-371	14	58	10	-177	1,153	-712	-140	41	-1,224	128	79	-473	-10	-32	-35	22	-476	8,361	-1,055	-135	-1,190	7,171
Change, %	14.5%	5.4%	-9.5%	2.3%	2.9%	1.4%	-28.0%	9.7%	-25.0%	-5.3%	6.7%	-10.4%	9.5%	15.9%	-18.2%	-8.5%	-10.7%	-11.8%	11.2%	-11.3%	6.4%	-8.6%	-3.3%	-7.3%	4.9%

FUERTEVENTURA

	UK	Germany	Netherlands	Sweden	Denmark	Finland	Norway	Ireland	Belgium	Italy	Austria	France	Switzerland	Czech Republic	Poland	Hungary	Romania	Portugal	Luxembourg	Others	international	Mainland	Canary Islands	Spain	TOTAL
2025	48,650	58,558	4,747	1,933	2,696	898	213	3,142	1,928	4,591	1,019	10,152	1,436	1,267	9,026	271	459	202	138	6,401	157,727	7,778	3,408	11,186	168,913
2026	46,054	52,198	3,720	2,005	3,482	909	277	2,844	1,384	5,125	1,004	8,323	1,634	1,375	8,737	164	390	313	235	6,354	146,527	13,307	3,809	17,116	163,643
Change	-2,596	-6,360	-1,027	72	786	11	64	-298	-544	534	-15	-1,829	198	108	-289	-107	-69	111	97	-47	-11,200	5,529	401	5,930	-5,270
Change, %	-5.3%	-10.9%	-21.6%	3.7%	29.2%	1.2%	30.0%	-9.5%	-28.2%	11.6%	-1.5%	-18.0%	13.8%	8.5%	-3.2%	-39.5%	-15.0%	55.0%	70.3%	-0.7%	-7.1%	71.1%	11.8%	53.0%	-3.1%

GRAN CANARIA

	UK	Germany	Netherlands	Sweden	Denmark	Finland	Norway	Ireland	Belgium	Italy	Austria	France	Switzerland	Czech Republic	Poland	Hungary	Romania	Portugal	Luxembourg	Others	international	Mainland	Canary Islands	Spain	TOTAL
2025	46,403	44,494	13,933	18,214	10,532	9,852	18,664	4,990	6,832	5,792	2,002	6,925	3,283	689	5,768	1,134	606	763	468	13,413	214,757	21,406	17,149	38,555	253,312
2026	52,304	45,244	12,882	15,516	10,180	8,789	19,955	6,280	5,026	4,970	3,109	7,300	3,287	862	6,281	1,011	1,111	906	642	14,002	219,657	22,085	16,650	38,735	258,392
Change	5,901	750	-1,051	-2,698	-352	-1,063	1,291	1,290	-1,806	-822	1,107	375	4	173	513	-123	505	143	174	589	4,900	679	-499	180	5,080
Change, %	12.7%	1.7%	-7.5%	-14.8%	-3.3%	-10.8%	6.9%	25.9%	-26.4%	-14.2%	55.3%	5.4%	0.1%	25.1%	8.9%	-10.8%	83.3%	18.7%	37.2%	4.4%	2.3%	3.2%	-2.9%	0.5%	2.0%

TENERIFE

	UK	Germany	Netherlands	Sweden	Denmark	Finland	Norway	Ireland	Belgium	Italy	Austria	France	Switzerland	Czech Republic	Poland	Hungary	Romania	Portugal	Luxembourg	Others	international	Mainland	Canary Islands	Spain	TOTAL
2025	125,042	41,446	10,238	4,926	6,082	5,056	5,094	12,781	11,849	12,531	2,368	16,553	3,322	1,580	8,913	1,364	1,809	935	474	30,056	302,419	37,338	20,424	57,762	360,181
2026	133,153	40,240	8,830	5,531	6,205	4,700	4,706	14,212	9,906	11,081	2,658	15,987	3,396	2,118	7,915	1,770	2,396	1,218	698	27,697	304,417	40,791	20,877	61,668	366,085
Change	8,111	-1,206	-1,408	605	123	-356	-388	1,431	-1,943	-1,450	290	-566	74	538	-998	406	587	283	224	-2,359	1,998	3,453	453	3,906	5,904
Change, %	6.5%	-2.9%	-13.8%	12.3%	2.0%	-7.0%	-7.6%	11.2%	-16.4%	-11.6%	12.2%	-3.4%	2.2%	34.1%	-11.2%	29.8%	32.4%	30.3%	47.3%	-7.8%	0.7%	9.2%	2.2%	6.8%	1.6%

LA PALMA

	UK	Germany	Netherlands	Sweden	Denmark	Finland	Norway	Ireland	Belgium	Italy	Austria	France	Switzerland	Czech Republic	Poland	Hungary	Romania	Portugal	Luxembourg	Others	international	Mainland	Canary Islands	Spain	TOTAL
2025	1,013	3,358	308	40	1,600	25	19	30	215	154	112	315	228	83	891	10	18	41	33	591	9,084	2,753	1,696	4,449	13,533
2026	1,251	4,519	365	49	1,264	29	23	29	174	116	86	341	325	64	953	26	18	29	21	536	10,218	2,864	2,300	5,164	15,382
Change	238	1,161	57	9	-336	4	4	-1	-41	-38	-26	26	97	-19	62	16	0	-12	-12	-55	1,134	111	604	715	1,849
Change, %	23.5%	34.6%	18.5%	22.5%	-21.0%	16.0%	21.1%	-3.3%	-19.1%	-24.7%	-23.2%	8.3%	42.5%	-22.9%	7.0%	160.0%	0.0%	-29.3%	-36.4%	-9.3%	12.5%	4.0%	35.6%	16.1%	13.7%

LA GOMERA

	UK	Germany	Netherlands	Sweden	Denmark	Finland	Norway	Ireland	Belgium	Italy	Austria	France	Switzerland	Czech Republic	Poland	Hungary	Romania	Portugal	Luxembourg	Others	international	Mainland	Canary Islands	Spain	TOTAL
2025	710	2,833	112	156	199	90	87	65	222	42	117	259	129	24	33	1	2	11	23	258	5,373	168	1,536	1,704	7,077
2026	646	2,712	194	207	170	102	91	80	341	41	118	182	143	30	36	15	3	12	12	300	5,435	220	1,350	1,570	7,005
Change	-64	-121	82	51	-29	12	4	15	119	-1	1	-77	14	6	3	14	1	1	-11	42	62	52	-186	-134	-72
Change, %	-9.0%	-4.3%	73.2%	32.7%	-14.6%	13.3%	4.6%	23.1%	53.6%	-2.4%	0.9%	-29.7%	10.9%	25.0%	9.1%	1400.0%	50.0%	9.1%	-47.8%	16.3%	1.2%	31.0%	-12.1%	-7.9%	-1.0%

EL HIERRO

	UK	Germany	Netherlands	Sweden	Denmark	Finland	Norway	Ireland	Belgium	Italy	Austria	France	Switzerland	Czech Republic	Poland	Hungary	Romania	Portugal	Luxembourg	Others	international	Mainland	Canary Islands	Spain	TOTAL
2025	37	213	12	9	9	0	0	5	14	17	17	39	37	0	11	4	2	2	0	37	465	224	746	970	1,435
2026	49	205	40	31	0	8	16	6	52	11	13	53	37	5	25	1	0	2	7	17	578	327	560	887	1,465
Change	12	-8	28	22	-9	8	16	1	38	-6	-4	14	0	5	14	-3	-2	0	7	-20	113	103	-186	-83	30
Change, %	32.4%	-3.8%	233.3%	244.4%	-100.0%	--	--	20.0%	271.4%	-35.3%	-23.5%	35.9%	0.0%	--	127.3%	-75.0%	-100.0%	0.0%	--	-54.1%	24.3%	46.0%	-24.9%	-8.6%	2.1%

Source: Encuestas de Alojamiento Turístico (ISTAC)

Guests by apartments

March 2026



CANARY ISLANDS

	UK	Germany	Netherlands	Sweden	Denmark	Finland	Norway	Ireland	Belgium	Italy	Austria	France	Switzerland	Czech Republic	Poland	Hungary	Romania	Portugal	Luxembourg	Others	International	Mainland	Canary Islands	Spain	TOTAL
2025	102,515	31,958	12,580	15,595	10,715	8,653	13,584	21,080	3,029	8,825	927	6,310	2,049	13,584	4,768	1,120	981	410	33	12,030	258,851	13,328	13,699	27,027	285,878
2026	105,387	30,176	11,243	13,363	9,278	7,758	12,641	22,338	2,210	7,591	1,230	6,037	2,293	1,423	4,740	1,078	1,059	436	103	11,682	252,066	12,874	14,054	26,928	278,994
Change	2,872	-1,782	-1,337	-2,232	-1,437	-895	-943	1,258	-819	-1,234	303	-273	244	-266	-28	-42	78	26	70	-348	-6,785	-454	355	-99	-6,884
Change, %	2.8%	-5.6%	-10.6%	-14.3%	-13.4%	-10.3%	-6.9%	6.0%	-27.0%	-14.0%	32.7%	-4.3%	11.9%	-15.7%	-0.6%	-3.8%	8.0%	6.3%	212.1%	-2.9%	-2.6%	-3.4%	2.6%	-0.4%	-2.4%

LANZAROTE

	UK	Germany	Netherlands	Sweden	Denmark	Finland	Norway	Ireland	Belgium	Italy	Austria	France	Switzerland	Czech Republic	Poland	Hungary	Romania	Portugal	Luxembourg	Others	International	Mainland	Canary Islands	Spain	TOTAL
2025	32,186	3,074	1,658	1,122	389	688	893	11,373	406	665	89	1,372	442	335	912	32	63	38	4	1,084	56,825	2,846	1,682	4,528	61,353
2026	34,035	2,882	1,518	595	137	423	444	13,113	246	728	80	1,278	257	275	841	24	105	46	30	959	58,016	2,770	1,197	3,967	61,983
Change	1,849	-192	-140	-527	-252	-265	-449	1,740	-160	63	-9	-94	-185	-60	-71	-8	42	8	26	-125	1,191	-76	-485	-561	630
Change, %	5.7%	-6.2%	-8.4%	-47.0%	-64.8%	-38.5%	-50.3%	15.3%	-39.4%	9.5%	-10.1%	-6.9%	-41.9%	-17.9%	-7.8%	-25.0%	66.7%	21.1%	650.0%	-11.5%	2.1%	-2.7%	-28.8%	-12.4%	1.0%

FUERTEVENTURA

	UK	Germany	Netherlands	Sweden	Denmark	Finland	Norway	Ireland	Belgium	Italy	Austria	France	Switzerland	Czech Republic	Poland	Hungary	Romania	Portugal	Luxembourg	Others	International	Mainland	Canary Islands	Spain	TOTAL
2025	8,322	6,109	646	499	417	348	103	1,035	170	947	65	420	158	102	498	10	44	37	7	921	20,858	1,313	1,162	2,475	23,333
2026	9,659	4,189	301	248	129	116	144	839	121	1,434	103	466	193	58	543	14	20	18	4	427	19,026	661	971	1,632	20,658
Change	1,337	-1,920	-345	-251	-288	-232	41	-196	-49	487	38	46	35	-44	45	4	-24	-19	-3	-494	-1,832	-652	-191	-843	-2,675
Change, %	16.1%	-31.4%	-53.4%	-50.3%	-69.1%	-66.7%	39.8%	-18.9%	-28.8%	51.4%	58.5%	11.0%	22.2%	-43.1%	9.0%	40.0%	-54.5%	-51.4%	-42.9%	-53.6%	-8.8%	-49.7%	-16.4%	-34.1%	-11.5%

GRAN CANARIA

	UK	Germany	Netherlands	Sweden	Denmark	Finland	Norway	Ireland	Belgium	Italy	Austria	France	Switzerland	Czech Republic	Poland	Hungary	Romania	Portugal	Luxembourg	Others	International	Mainland	Canary Islands	Spain	TOTAL
2025	14,031	12,143	6,371	10,442	5,636	4,210	8,728	2,789	784	2,740	295	1,234	919	510	730	381	173	112	13	2,538	74,779	2,801	6,225	9,026	83,805
2026	16,426	11,770	5,751	8,485	4,824	4,133	8,245	2,787	735	1,872	506	1,286	1,282	456	842	353	306	134	33	3,021	73,247	3,362	5,791	9,153	82,400
Change	2,395	-373	-620	-1,957	-812	-77	-483	-2	-49	-868	211	52	363	-54	112	-28	133	22	20	483	-1,532	561	-434	127	-1,405
Change, %	17.1%	-3.1%	-9.7%	-18.7%	-14.4%	-1.8%	-5.5%	-0.1%	-6.3%	-31.7%	71.5%	4.2%	39.5%	-10.6%	15.3%	-7.3%	76.9%	19.6%	153.8%	19.0%	-2.0%	20.0%	-7.0%	1.4%	-1.7%

TENERIFE

	UK	Germany	Netherlands	Sweden	Denmark	Finland	Norway	Ireland	Belgium	Italy	Austria	France	Switzerland	Czech Republic	Poland	Hungary	Romania	Portugal	Luxembourg	Others	International	Mainland	Canary Islands	Spain	TOTAL
2025	47,089	6,801	3,609	3,491	3,957	3,394	3,832	5,866	1,570	4,385	415	3,103	455	727	2,587	688	698	220	9	7,221	100,117	5,900	2,577	8,477	108,594
2026	44,364	6,701	3,355	3,997	4,005	3,063	3,780	5,577	1,046	3,425	448	2,811	446	614	2,468	679	626	236	29	7,146	94,816	5,531	4,070	9,601	104,417
Change	-2,725	-100	-254	506	48	-331	-52	-289	-524	-960	33	-292	-9	-113	-119	-9	-72	16	20	-75	-5,301	-369	1,493	1,124	-4,177
Change, %	-5.8%	-1.5%	-7.0%	14.5%	1.2%	-9.8%	-1.4%	-4.9%	-33.4%	-21.9%	8.0%	-9.4%	-2.0%	-15.5%	-4.6%	-1.3%	-10.3%	7.3%	222.2%	-1.0%	-5.3%	-6.3%	57.9%	13.3%	-3.8%

LA PALMA

	UK	Germany	Netherlands	Sweden	Denmark	Finland	Norway	Ireland	Belgium	Italy	Austria	France	Switzerland	Czech Republic	Poland	Hungary	Romania	Portugal	Luxembourg	Others	International	Mainland	Canary Islands	Spain	TOTAL
2025	136	2,164	152	12	244	4	10	2	38	47	32	46	46	4	25	7	3	0	0	216	3,188	343	949	1,292	4,480
2026	123	2,662	171	15	140	0	0	0	14	65	23	79	92	3	31	2	0	2	2	74	3,498	350	835	1,185	4,683
Change	-13	498	19	3	-104	-4	-10	-2	-24	18	-9	33	46	-1	6	-5	-3	2	2	-142	310	7	-114	-107	203
Change, %	-9.6%	23.0%	12.5%	25.0%	-42.6%	-100.0%	-100.0%	-100.0%	-63.2%	38.3%	-28.1%	71.7%	100.0%	-25.0%	24.0%	-71.4%	-100.0%	--	--	-65.7%	9.7%	2.0%	-12.0%	-8.3%	4.5%

LA GOMERA

	UK	Germany	Netherlands	Sweden	Denmark	Finland	Norway	Ireland	Belgium	Italy	Austria	France	Switzerland	Czech Republic	Poland	Hungary	Romania	Portugal	Luxembourg	Others	International	Mainland	Canary Islands	Spain	TOTAL
2025	747	1,651	142	29	72	7	18	15	54	40	27	124	27	11	11	2	0	3	0	49	3,029	78	655	733	3,762
2026	773	1,943	140	21	43	23	24	22	48	47	70	115	23	17	15	6	2	0	5	54	3,391	143	728	871	4,262
Change	26	292	-2	-8	-29	16	6	7	-6	7	43	-9	-4	6	4	4	2	-3	5	5	362	65	73	138	500
Change, %	3.5%	17.7%	-1.4%	-27.6%	-40.3%	228.6%	33.3%	46.7%	-11.1%	17.5%	159.3%	-7.3%	-14.8%	54.5%	36.4%	200.0%	--	-100.0%	--	10.2%	12.0%	83.3%	11.1%	18.8%	13.3%

EL HIERRO

	UK	Germany	Netherlands	Sweden	Denmark	Finland	Norway	Ireland	Belgium	Italy	Austria	France	Switzerland	Czech Republic	Poland	Hungary	Romania	Portugal	Luxembourg	Others	International	Mainland	Canary Islands	Spain	TOTAL
2025	4	16	2	0	0	2	0	0	7	1	4	11	2	0	5	0	0	-	0	1	55	47	449	496	551
2026	7	29	7	2	0	0	4	0	0	20	0	2	0	0	0	0	0	-	0	1	72	57	462	519	591
Change	3	13	5	2	0	-2	4	0	-7	19	-4	-9	-2	0	-5	0	0	# VALOR!	0	0	17	10	13	23	40
Change, %	75.0%	81.3%	250.0%	--	--	-100.0%	--	--	-100.0%	#####	-100.0%	-81.8%	-100.0%	--	-100.0%	--	--	# VALOR!	--	0.0%	30.9%	21.3%	2.9%	4.6%	7.3%

Source: Encuestas de Alojamiento Turístico (ISTAC)

Total guests in tourist accommodation

January - March 2026



CANARY ISLANDS

	UK	Germany	Netherlands	Sweden	Denmark	Finland	Norway	Ireland	Belgium	Italy	Austria	France	Switzerland	Czech Republic	Poland	Hungary	Romania	Portugal	Luxembourg	Others	International	Mainland	Canary Islands	Spain	TOTAL
2025	1,081,724	526,911	136,442	131,470	104,388	78,389	120,377	161,631	73,626	#####	24,186	151,044	33,499	16,226	108,419	12,880	13,592	6,898	4,778	193,688	3,081,644	264,235	161,384	425,619	3,507,263
2026	1,129,318	518,579	133,043	124,205	97,992	73,981	121,808	175,171	70,448	96,955	27,263	143,420	36,541	17,955	111,434	13,282	16,416	8,064	5,370	193,451	3,114,696	261,226	158,017	419,243	3,533,939
Change	47,594	-8,332	-3,399	-7,265	-6,396	-4,408	1,431	13,540	-3,178	-4,521	3,077	-7,624	3,042	1,729	3,015	402	2,824	1,166	592	-237	33,052	-3,009	-3,367	-6,376	26,676
Change, %	4.4%	-1.6%	-2.5%	-5.5%	-6.1%	-5.6%	1.2%	8.4%	-4.3%	-4.5%	12.7%	-5.0%	9.1%	10.7%	2.8%	3.1%	20.8%	16.9%	12.4%	-0.1%	1.1%	-1.1%	-2.1%	-1.5%	0.8%

LANZAROTE

	UK	Germany	Netherlands	Sweden	Denmark	Finland	Norway	Ireland	Belgium	Italy	Austria	France	Switzerland	Czech Republic	Poland	Hungary	Romania	Portugal	Luxembourg	Others	International	Mainland	Canary Islands	Spain	TOTAL
2025	279,851	55,936	16,984	5,835	8,661	4,535	4,555	69,874	8,414	9,629	2,139	38,223	4,984	2,214	11,771	482	1,164	999	735	17,533	544,518	42,149	15,474	57,623	602,141
2026	298,351	55,386	17,127	3,836	6,968	4,044	2,965	77,823	8,116	10,350	2,375	34,672	4,726	2,295	11,355	425	1,140	907	737	15,485	559,083	36,359	13,421	49,780	608,863
Change	18,500	-550	143	-1,999	-1,693	-491	-1,590	7,949	-298	721	236	-3,551	-258	81	-416	-57	-24	-92	2	-2,048	14,565	-5,790	-2,053	-7,843	6,722
Change, %	6.6%	-1.0%	0.8%	-34.3%	-19.5%	-10.8%	-34.9%	11.4%	-3.5%	7.5%	11.0%	-9.3%	-5.2%	3.7%	-3.5%	-11.8%	-2.1%	-9.2%	0.3%	-11.7%	2.7%	-13.7%	-13.3%	-13.6%	1.1%

FUERTEVENTURA

	UK	Germany	Netherlands	Sweden	Denmark	Finland	Norway	Ireland	Belgium	Italy	Austria	France	Switzerland	Czech Republic	Poland	Hungary	Romania	Portugal	Luxembourg	Others	International	Mainland	Canary Islands	Spain	TOTAL
2025	152,926	167,405	16,823	7,320	9,459	3,989	1,287	12,614	5,499	15,575	3,414	29,223	4,173	4,009	30,888	1,103	1,412	749	504	20,703	489,075	25,030	12,451	37,481	526,556
2026	155,497	153,498	13,376	7,399	10,133	3,341	1,391	11,394	4,433	17,313	3,163	23,714	5,105	4,066	30,126	599	1,140	779	649	19,764	466,880	30,863	12,684	43,547	510,427
Change	2,571	-13,907	-3,447	79	674	-648	104	-1,220	-1,066	1,738	-251	-5,509	932	57	-762	-504	-272	30	145	-939	-22,195	5,833	233	6,066	-16,129
Change, %	1.7%	-8.3%	-20.5%	1.1%	7.1%	-16.2%	8.1%	-9.7%	-19.4%	11.2%	-7.4%	-18.9%	22.3%	1.4%	-2.5%	-45.7%	-19.3%	4.0%	28.8%	-4.5%	-4.5%	23.3%	1.9%	16.2%	-3.1%

GRAN CANARIA

	UK	Germany	Netherlands	Sweden	Denmark	Finland	Norway	Ireland	Belgium	Italy	Austria	France	Switzerland	Czech Republic	Poland	Hungary	Romania	Portugal	Luxembourg	Others	International	Mainland	Canary Islands	Spain	TOTAL
2025	164,664	147,487	58,482	90,256	50,480	42,272	87,950	24,084	20,377	24,614	7,914	23,291	11,957	3,099	22,314	4,763	2,562	2,247	1,727	46,254	836,794	70,189	59,094	129,283	966,077
2026	183,887	149,100	58,904	84,056	47,662	40,746	91,301	26,599	18,464	23,008	10,357	26,024	13,454	3,508	23,757	4,715	4,254	2,328	1,735	51,455	865,314	64,522	51,955	116,477	981,791
Change	19,223	1,613	422	-6,200	-2,818	-1,526	3,351	2,515	-1,913	-1,606	2,443	2,733	1,497	409	1,443	-48	1,692	81	8	5,201	28,520	-5,667	-7,139	-12,806	15,714
Change, %	11.7%	1.1%	0.7%	-6.9%	-3.5%	-3.6%	3.8%	10.4%	-9.4%	-6.5%	30.9%	11.7%	12.5%	13.2%	6.5%	-1.0%	66.0%	3.6%	0.5%	11.2%	3.4%	-8.1%	-12.1%	-9.9%	1.6%

TENERIFE

	UK	Germany	Netherlands	Sweden	Denmark	Finland	Norway	Ireland	Belgium	Italy	Austria	France	Switzerland	Czech Republic	Poland	Hungary	Romania	Portugal	Luxembourg	Others	International	Mainland	Canary Islands	Spain	TOTAL
2025	475,616	128,489	41,640	27,097	28,744	27,021	26,094	54,509	37,775	50,818	9,631	58,080	11,146	6,633	40,635	6,432	8,354	2,789	1,602	106,103	1,149,208	116,766	59,020	175,786	1,324,994
2026	482,915	130,012	40,282	27,824	27,742	25,313	25,538	58,766	37,587	45,418	10,305	56,699	11,658	7,734	42,991	7,413	9,786	3,929	2,010	103,770	1,157,692	118,350	63,345	181,695	1,339,387
Change	7,299	1,523	-1,358	727	-1,002	-1,708	-556	4,257	-188	-5,400	674	-1,381	512	1,101	2,356	981	1,432	1,140	408	-2,333	8,484	1,584	4,325	5,909	14,393
Change, %	1.5%	1.2%	-3.3%	2.7%	-3.5%	-6.3%	-2.1%	7.8%	-0.5%	-10.6%	7.0%	-2.4%	4.6%	16.6%	5.8%	15.3%	17.1%	40.9%	25.5%	-2.2%	0.7%	1.4%	7.3%	3.4%	1.1%

LA PALMA

	UK	Germany	Netherlands	Sweden	Denmark	Finland	Norway	Ireland	Belgium	Italy	Austria	France	Switzerland	Czech Republic	Poland	Hungary	Romania	Portugal	Luxembourg	Others	International	Mainland	Canary Islands	Spain	TOTAL
2025	3,801	14,493	1,532	281	6,209	136	75	94	588	519	436	1,033	617	206	2,617	74	81	88	134	2,051	35,065	8,165	6,627	14,792	49,857
2026	3,775	17,680	2,094	199	4,686	137	108	128	493	468	384	1,262	948	214	2,930	87	71	98	165	1,817	37,744	9,051	8,459	17,510	55,254
Change	-26	3,187	562	-82	-1,523	1	33	34	-95	-51	-52	229	331	8	313	13	-10	10	31	-234	2,679	886	1,832	2,718	5,397
Change, %	-0.7%	22.0%	36.7%	-29.2%	-24.5%	0.7%	44.0%	36.2%	-16.2%	-9.8%	-11.9%	22.2%	53.6%	3.9%	12.0%	17.6%	-12.3%	11.4%	23.1%	-11.4%	7.6%	10.9%	27.6%	18.4%	10.8%

LA GOMERA

	UK	Germany	Netherlands	Sweden	Denmark	Finland	Norway	Ireland	Belgium	Italy	Austria	France	Switzerland	Czech Republic	Poland	Hungary	Romania	Portugal	Luxembourg	Others	International	Mainland	Canary Islands	Spain	TOTAL
2025	4,676	12,516	929	654	809	416	384	434	856	236	588	1,023	523	61	150	22	17	24	72	932	25,322	958	5,569	6,527	31,849
2026	4,677	12,282	1,159	829	783	369	464	438	1,236	322	640	880	575	119	193	33	19	21	59	1,075	26,173	984	4,816	5,800	31,973
Change	1	-234	230	175	-26	-47	80	4	380	86	52	-143	52	58	43	11	2	-3	-13	143	851	26	-753	-727	124
Change, %	0.0%	-1.9%	24.8%	26.8%	-3.2%	-11.3%	20.8%	0.9%	44.4%	36.4%	8.8%	-14.0%	9.9%	95.1%	28.7%	50.0%	11.8%	-12.5%	-18.1%	15.3%	3.4%	2.7%	-13.5%	-11.1%	0.4%

EL HIERRO

	UK	Germany	Netherlands	Sweden	Denmark	Finland	Norway	Ireland	Belgium	Italy	Austria	France	Switzerland	Czech Republic	Poland	Hungary	Romania	Portugal	Luxembourg	Others	International	Mainland	Canary Islands	Spain	TOTAL
2025	190	585	52	27	26	20	32	22	117	85	64	171	99	4	44	4	2	2	4	112	1,662	978	3,149	4,127	5,789
2026	216	621	101	62	18	31	41	23	119	76	39	169	75	19	82	10	6	2	15	85	1,810	1,097	3,337	4,434	6,244
Change	26	36	49	35	-8	11	9	1	2	-9	-25	-2	-24	15	38	6	4	0	11	-27	148	119	188	307	455
Change, %	13.7%	6.2%	94.2%	129.6%	-30.8%	55.0%	28.1%	4.5%	1.7%	-10.6%	-39.1%	-1.2%	-24.2%	375.0%	86.4%	150.0%	200.0%	0.0%	275.0%	-24.1%	8.9%	12.2%	6.0%	7.4%	7.9%

Guests in hotels

January - March 2026



CANARY ISLANDS

	UK	Germany	Netherlands	Sweden	Denmark	Finland	Norway	Ireland	Belgium	Italy	Austria	France	Switzerland	Czech Republic	Poland	Hungary	Romania	Portugal	Luxembourg	Others	International	Mainland	Canary Islands	Spain	TOTAL
2025	812,439	445,319	100,514	86,372	74,243	51,902	77,282	104,628	65,225	77,651	20,743	131,866	27,664	12,360	92,152	9,851	10,583	5,976	4,567	159,329	2,370,666	232,981	129,916	362,897	2,733,563
2026	847,235	435,592	96,782	83,194	71,019	49,664	81,117	113,864	62,264	74,378	23,283	123,668	29,908	14,248	93,884	9,986	13,181	7,082	5,058	160,206	2,395,613	231,431	127,368	358,799	2,754,412
Change	34,796	-9,727	-3,732	-3,178	-3,224	-2,238	3,835	9,236	-2,961	-3,273	2,540	-8,198	2,244	1,888	1,732	135	2,598	1,106	491	877	24,947	-1,550	-2,548	-4,098	20,849
Change, %	4.3%	-2.2%	-3.7%	-3.7%	-4.3%	-4.3%	5.0%	8.8%	-4.5%	-4.2%	12.2%	-6.2%	8.1%	15.3%	1.9%	1.4%	24.5%	18.5%	10.8%	0.6%	1.1%	-0.7%	-2.0%	-1.1%	0.8%

LANZAROTE

	UK	Germany	Netherlands	Sweden	Denmark	Finland	Norway	Ireland	Belgium	Italy	Austria	France	Switzerland	Czech Republic	Poland	Hungary	Romania	Portugal	Luxembourg	Others	International	Mainland	Canary Islands	Spain	TOTAL
2025	194,071	47,317	11,743	2,341	7,439	2,478	1,978	38,600	7,241	7,643	1,846	34,064	3,804	1,374	9,147	382	973	899	698	14,002	388,040	35,359	11,054	46,413	434,453
2026	206,971	46,999	11,097	2,124	6,622	2,268	1,566	42,172	6,960	8,129	2,087	30,209	4,003	1,522	8,191	341	887	807	658	12,281	395,894	29,545	10,455	40,000	435,894
Change	12,900	-318	-646	-217	-817	-210	-412	3,572	-281	486	241	-3,855	199	148	-956	-41	-86	-92	-40	-1,721	7,854	-5,814	-599	-6,413	1,441
Change, %	6.6%	-0.7%	-5.5%	-9.3%	-11.0%	-8.5%	-20.8%	9.3%	-3.9%	6.4%	13.1%	-11.3%	5.2%	10.8%	-10.5%	-10.7%	-8.8%	-10.2%	-5.7%	-12.3%	2.0%	-16.4%	-5.4%	-13.8%	0.3%

FUERTEVENTURA

	UK	Germany	Netherlands	Sweden	Denmark	Finland	Norway	Ireland	Belgium	Italy	Austria	France	Switzerland	Czech Republic	Poland	Hungary	Romania	Portugal	Luxembourg	Others	International	Mainland	Canary Islands	Spain	TOTAL
2025	130,650	151,769	14,831	5,985	8,395	3,127	850	9,637	5,172	12,904	3,214	27,830	3,795	3,747	29,245	1,040	1,285	694	493	18,925	433,588	21,864	9,551	31,415	465,003
2026	128,099	139,467	12,305	6,679	9,598	2,921	1,091	8,747	4,181	13,455	2,888	22,537	4,598	3,893	28,862	562	1,052	745	641	18,866	411,187	28,807	9,895	38,702	449,889
Change	-2,551	-12,302	-2,526	694	1,203	-206	241	-890	-991	551	-326	-5,293	803	146	-383	-478	-233	51	148	-59	-22,401	6,943	344	7,287	-15,114
Change, %	-2.0%	-8.1%	-17.0%	11.6%	14.3%	-6.6%	28.4%	-9.2%	-19.2%	4.3%	-10.1%	-19.0%	21.2%	3.9%	-1.3%	-46.0%	-18.1%	7.3%	30.0%	-0.3%	-5.2%	31.8%	3.6%	23.2%	-3.3%

GRAN CANARIA

	UK	Germany	Netherlands	Sweden	Denmark	Finland	Norway	Ireland	Belgium	Italy	Austria	France	Switzerland	Czech Republic	Poland	Hungary	Romania	Portugal	Luxembourg	Others	International	Mainland	Canary Islands	Spain	TOTAL
2025	128,278	117,128	41,513	60,341	33,591	29,456	58,906	16,301	17,958	17,542	6,667	19,652	9,253	2,027	19,541	3,533	2,021	1,957	1,643	37,853	625,161	63,210	47,123	110,333	735,494
2026	141,602	117,754	42,069	56,815	32,643	28,132	63,403	19,309	16,078	17,170	8,741	21,831	9,824	2,502	20,549	3,530	3,424	2,084	1,653	42,449	651,562	57,582	41,050	98,632	750,194
Change	13,324	626	556	-3,526	-948	-1,324	4,497	3,008	-1,880	-372	2,074	2,179	571	475	1,008	-3	1,403	127	10	4,596	26,401	-5,628	-6,073	-11,701	14,700
Change, %	10.4%	0.5%	1.3%	-5.8%	-2.8%	-4.5%	7.6%	18.5%	-10.5%	-2.1%	31.1%	11.1%	6.2%	23.4%	5.2%	-0.1%	69.4%	6.5%	0.6%	12.1%	4.2%	-8.9%	-12.9%	-10.6%	2.0%

TENERIFE

	UK	Germany	Netherlands	Sweden	Denmark	Finland	Norway	Ireland	Belgium	Italy	Austria	France	Switzerland	Czech Republic	Poland	Hungary	Romania	Portugal	Luxembourg	Others	International	Mainland	Canary Islands	Spain	TOTAL
2025	353,435	111,680	30,742	16,850	18,640	16,334	15,194	39,698	33,553	38,951	8,180	48,565	9,802	4,974	31,568	4,823	6,223	2,327	1,528	86,141	879,208	103,667	51,949	155,616	1,034,824
2026	364,623	112,377	28,984	16,589	17,226	15,892	14,597	43,187	33,445	35,000	8,787	47,330	10,183	6,035	33,232	5,454	7,732	3,333	1,881	84,019	889,906	105,699	54,582	160,281	1,050,187
Change	11,188	697	-1,758	-261	-1,414	-442	-597	3,489	-108	-3,951	607	-1,235	381	1,061	1,664	631	1,509	1,006	353	-2,122	10,698	2,032	2,633	4,665	15,363
Change, %	3.2%	0.6%	-5.7%	-1.5%	-7.6%	-2.7%	-3.9%	8.8%	-0.3%	-10.1%	7.4%	-2.5%	3.9%	21.3%	5.3%	13.1%	24.2%	43.2%	23.1%	-2.5%	1.2%	2.0%	5.1%	3.0%	1.5%

LA PALMA

	UK	Germany	Netherlands	Sweden	Denmark	Finland	Norway	Ireland	Belgium	Italy	Austria	France	Switzerland	Czech Republic	Poland	Hungary	Romania	Portugal	Luxembourg	Others	International	Mainland	Canary Islands	Spain	TOTAL
2025	3,437	9,291	1,143	250	5,530	104	55	89	498	393	353	881	503	188	2,501	51	66	86	131	1,515	27,065	7,279	4,303	11,582	38,647
2026	3,331	11,359	1,563	173	4,274	112	85	117	447	346	298	1,031	788	196	2,831	70	69	91	158	1,571	28,910	8,129	6,145	14,274	43,184
Change	-106	2,068	420	-77	-1,256	8	30	28	-51	-47	-55	150	285	8	330	19	3	5	27	56	1,845	850	1,842	2,692	4,537
Change, %	-3.1%	22.3%	36.7%	-30.8%	-22.7%	7.7%	54.5%	31.5%	-10.2%	-12.0%	-15.6%	17.0%	56.7%	4.3%	13.2%	37.3%	4.5%	5.8%	20.6%	3.7%	6.8%	11.7%	42.8%	23.2%	11.7%

LA GOMERA

	UK	Germany	Netherlands	Sweden	Denmark	Finland	Norway	Ireland	Belgium	Italy	Austria	France	Switzerland	Czech Republic	Poland	Hungary	Romania	Portugal	Luxembourg	Others	International	Mainland	Canary Islands	Spain	TOTAL
2025	2,411	7,612	498	584	622	388	271	282	697	151	436	726	425	46	116	18	13	11	70	789	16,166	733	4,057	4,790	20,956
2026	2,422	7,124	681	754	640	308	344	311	1,043	234	444	575	437	85	141	19	11	20	52	943	16,588	711	3,213	3,924	20,512
Change	11	-488	183	170	18	-80	73	29	346	83	8	-151	12	39	25	1	-2	9	-18	154	422	-22	-844	-866	-444
Change, %	0.5%	-6.4%	36.7%	29.1%	2.9%	-20.6%	26.9%	10.3%	49.6%	55.0%	1.8%	-20.8%	2.8%	84.8%	21.6%	5.6%	-15.4%	81.8%	-25.7%	19.5%	2.6%	-3.0%	-20.8%	-18.1%	-2.1%

EL HIERRO

	UK	Germany	Netherlands	Sweden	Denmark	Finland	Norway	Ireland	Belgium	Italy	Austria	France	Switzerland	Czech Republic	Poland	Hungary	Romania	Portugal	Luxembourg	Others	International	Mainland	Canary Islands	Spain	TOTAL
2025	157	522	44	21	26	15	28	21	106	67	47	148	82	4	34	4	2	2	4	104	1,438	869	1,879	2,748	4,186
2026	187	512	83	60	16	31	31	21	110	44	38	155	75	15	78	10	6	2	15	77	1,566	958	2,028	2,986	4,552
Change	30	-10	39	39	-10	16	3	0	4	-23	-9	7	-7	11	44	6	4	0	11	-27	128	89	149	238	366
Change, %	19.1%	-1.9%	88.6%	185.7%	-38.5%	106.7%	10.7%	0.0%	3.8%	-34.3%	-19.1%	4.7%	-8.5%	275.0%	129.4%	150.0%	200.0%	0.0%	275.0%	-26.0%	8.9%	10.2%	7.9%	8.7%	8.7%

Source: Encuestas de Alojamiento Turístico (ISTAC)

Guests by apartments

January - March 2026



CANARY ISLANDS

	UK	Germany	Netherlands	Sweden	Denmark	Finland	Norway	Ireland	Belgium	Italy	Austria	France	Switzerland	Czech Republic	Poland	Hungary	Romania	Portugal	Luxembourg	Others	international	Mainland	Canary Islands	Spain	TOTAL
2025	269,285	81,592	35,928	45,098	30,145	26,487	43,095	57,003	8,401	23,825	3,443	19,178	5,835	3,866	16,267	3,029	3,009	922	211	34,359	710,978	31,254	31,468	62,722	773,700
2026	282,083	82,987	36,261	41,011	26,973	24,317	40,691	61,307	8,184	22,577	3,980	19,752	6,633	3,707	17,550	3,296	3,235	982	312	33,245	719,083	29,795	30,649	60,444	779,527
Change	12,798	1,395	333	-4,087	-3,172	-2,170	-2,404	4,304	-217	-1,248	537	574	798	-159	1,283	267	226	60	101	-1,114	8,105	-1,459	-819	-2,278	5,827
Change, %	4.8%	1.7%	0.9%	-9.1%	-10.5%	-8.2%	-5.6%	7.6%	-2.6%	-5.2%	15.6%	3.0%	13.7%	-4.1%	7.9%	8.8%	7.5%	6.5%	47.9%	-3.2%	1.1%	-4.7%	-2.6%	-3.6%	0.8%

LANZAROTE

	UK	Germany	Netherlands	Sweden	Denmark	Finland	Norway	Ireland	Belgium	Italy	Austria	France	Switzerland	Czech Republic	Poland	Hungary	Romania	Portugal	Luxembourg	Others	international	Mainland	Canary Islands	Spain	TOTAL
2025	85,780	8,619	5,241	3,494	1,222	2,057	2,577	31,274	1,173	1,986	293	4,159	1,180	840	2,624	100	191	100	37	3,531	156,478	6,790	4,420	11,210	167,688
2026	91,380	8,387	6,030	1,712	346	1,776	1,399	35,651	1,156	2,221	288	4,463	723	773	3,164	84	253	100	79	3,204	163,189	6,814	2,966	9,780	172,969
Change	5,600	-232	789	-1,782	-876	-281	-1,178	4,377	-17	235	-5	304	-457	-67	540	-16	62	0	42	-327	6,711	24	-1,454	-1,430	5,281
Change, %	6.5%	-2.7%	15.1%	-51.0%	-71.7%	-13.7%	-45.7%	14.0%	-1.4%	11.8%	-1.7%	7.3%	-38.7%	-8.0%	20.6%	-16.0%	32.5%	0.0%	113.5%	-9.3%	4.3%	0.4%	-32.9%	-12.8%	3.1%

FUERTEVENTURA

	UK	Germany	Netherlands	Sweden	Denmark	Finland	Norway	Ireland	Belgium	Italy	Austria	France	Switzerland	Czech Republic	Poland	Hungary	Romania	Portugal	Luxembourg	Others	international	Mainland	Canary Islands	Spain	TOTAL
2025	22,276	15,636	1,992	1,335	1,064	862	437	2,977	327	2,671	200	1,393	378	262	1,643	63	127	55	11	1,778	55,487	3,166	2,900	6,066	61,553
2026	27,398	14,031	1,071	720	535	420	300	2,647	252	3,858	275	1,177	507	173	1,264	37	88	34	8	898	55,693	2,056	2,789	4,845	60,538
Change	5,122	-1,605	-921	-615	-529	-442	-137	-330	-75	1,187	75	-216	129	-89	-379	-26	-39	-21	-3	-880	206	-1,110	-111	-1,221	-1,015
Change, %	23.0%	-10.3%	-46.2%	-46.1%	-49.7%	-51.3%	-31.4%	-11.1%	-22.9%	44.4%	37.5%	-15.5%	34.1%	-34.0%	-23.1%	-41.3%	-30.7%	-38.2%	-27.3%	-49.5%	0.4%	-35.1%	-3.8%	-20.1%	-1.6%

GRAN CANARIA

	UK	Germany	Netherlands	Sweden	Denmark	Finland	Norway	Ireland	Belgium	Italy	Austria	France	Switzerland	Czech Republic	Poland	Hungary	Romania	Portugal	Luxembourg	Others	international	Mainland	Canary Islands	Spain	TOTAL
2025	36,386	30,359	16,969	29,915	16,889	12,816	29,044	7,783	2,419	7,072	1,247	3,639	2,704	1,072	2,773	1,230	541	290	84	8,401	211,633	6,979	11,971	18,950	230,583
2026	42,285	31,346	16,835	27,241	15,019	12,614	27,898	7,290	2,386	5,838	1,616	4,193	3,630	1,006	3,208	1,185	830	244	82	9,006	213,752	6,940	10,905	17,845	231,597
Change	5,899	987	-134	-2,674	-1,870	-202	-1,146	-493	-33	-1,234	369	554	926	-66	435	-45	289	-46	-2	605	2,119	-39	-1,066	-1,105	1,014
Change, %	16.2%	3.3%	-0.8%	-8.9%	-11.1%	-1.6%	-3.9%	-6.3%	-1.4%	-17.4%	29.6%	15.2%	34.2%	-6.2%	15.7%	-3.7%	53.4%	-15.9%	-2.4%	7.2%	1.0%	-0.6%	-8.9%	-5.8%	0.4%

TENERIFE

	UK	Germany	Netherlands	Sweden	Denmark	Finland	Norway	Ireland	Belgium	Italy	Austria	France	Switzerland	Czech Republic	Poland	Hungary	Romania	Portugal	Luxembourg	Others	international	Mainland	Canary Islands	Spain	TOTAL
2025	122,181	16,809	10,898	10,247	10,104	10,687	10,900	14,811	4,222	11,867	1,451	9,515	1,344	1,659	9,067	1,609	2,131	462	74	19,962	270,000	13,099	7,071	20,170	290,170
2026	118,292	17,635	11,298	11,235	10,516	9,421	10,941	15,579	4,142	10,418	1,518	9,369	1,475	1,699	9,759	1,959	2,054	596	129	19,751	267,786	12,651	8,763	21,414	289,200
Change	-3,889	826	400	988	412	-1,266	41	768	-80	-1,449	67	-146	131	40	692	350	-77	134	55	-211	-2,214	-448	1,692	1,244	-970
Change, %	-3.2%	4.9%	3.7%	9.6%	4.1%	-11.8%	0.4%	5.2%	-1.9%	-12.2%	4.6%	-1.5%	9.7%	2.4%	7.6%	21.8%	-3.6%	29.0%	74.3%	-1.1%	-0.8%	-3.4%	23.9%	6.2%	-0.3%

LA PALMA

	UK	Germany	Netherlands	Sweden	Denmark	Finland	Norway	Ireland	Belgium	Italy	Austria	France	Switzerland	Czech Republic	Poland	Hungary	Romania	Portugal	Luxembourg	Others	international	Mainland	Canary Islands	Spain	TOTAL
2025	364	5,202	389	31	679	32	20	5	90	126	83	152	114	18	116	23	15	2	3	536	8,000	886	2,324	3,210	11,210
2026	444	6,321	531	26	412	25	23	11	46	122	86	231	160	18	99	17	2	7	7	246	8,834	922	2,314	3,236	12,070
Change	80	1,119	142	-5	-267	-7	3	6	-44	-4	3	79	46	0	-17	-6	-13	5	4	-290	834	36	-10	26	860
Change, %	22.0%	21.5%	36.5%	-16.1%	-39.3%	-21.9%	15.0%	120.0%	-48.9%	-3.2%	3.6%	52.0%	40.4%	0.0%	-14.7%	-26.1%	-86.7%	250.0%	133.3%	-54.1%	10.4%	4.1%	-0.4%	0.8%	7.7%

LA GOMERA

	UK	Germany	Netherlands	Sweden	Denmark	Finland	Norway	Ireland	Belgium	Italy	Austria	France	Switzerland	Czech Republic	Poland	Hungary	Romania	Portugal	Luxembourg	Others	international	Mainland	Canary Islands	Spain	TOTAL
2025	2,265	4,904	431	70	187	28	113	152	159	85	152	297	98	15	34	4	4	13	2	143	9,156	225	1,512	1,737	10,893
2026	2,255	5,158	478	75	143	61	120	127	193	88	196	305	138	34	52	14	8	1	7	132	9,585	273	1,603	1,876	11,461
Change	-10	254	47	5	-44	33	7	-25	34	3	44	8	40	19	18	10	4	-12	5	-11	429	48	91	139	568
Change, %	-0.4%	5.2%	10.9%	7.1%	-23.5%	117.9%	6.2%	-16.4%	21.4%	3.5%	28.9%	2.7%	40.8%	126.7%	52.9%	250.0%	100.0%	-92.3%	250.0%	-7.7%	4.7%	21.3%	6.0%	8.0%	5.2%

EL HIERRO

	UK	Germany	Netherlands	Sweden	Denmark	Finland	Norway	Ireland	Belgium	Italy	Austria	France	Switzerland	Czech Republic	Poland	Hungary	Romania	Portugal	Luxembourg	Others	international	Mainland	Canary Islands	Spain	TOTAL
2025	33	63	8	6	0	5	4	1	11	18	17	23	17	0	10	0	0	-	0	8	224	109	1,270	1,379	1,603
2026	29	109	18	2	2	0	10	2	9	32	1	14	0	4	4	0	0	-	0	8	244	139	1,309	1,448	1,692
Change	-4	46	10	-4	2	-5	6	1	-2	14	-16	-9	-17	4	-6	0	0	# VALOR!	0	0	20	30	39	69	89
Change, %	-12.1%	73.0%	125.0%	-66.7%	--	-100.0%	150.0%	100.0%	-18.2%	77.8%	-94.1%	-39.1%	-100.0%	--	-60.0%	--	--	# VALOR!	--	0.0%	8.9%	27.5%	3.1%	5.0%	5.6%

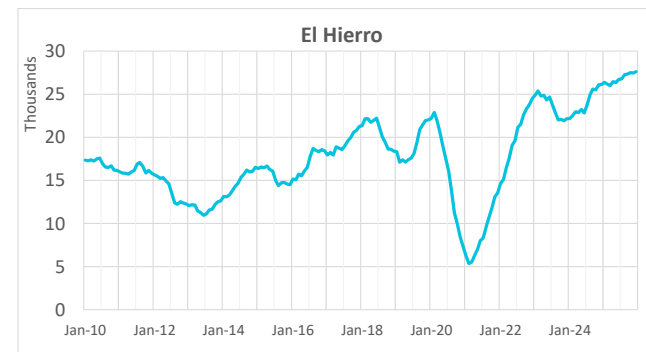
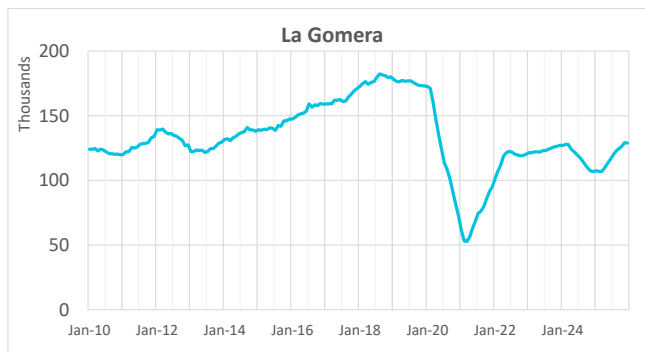
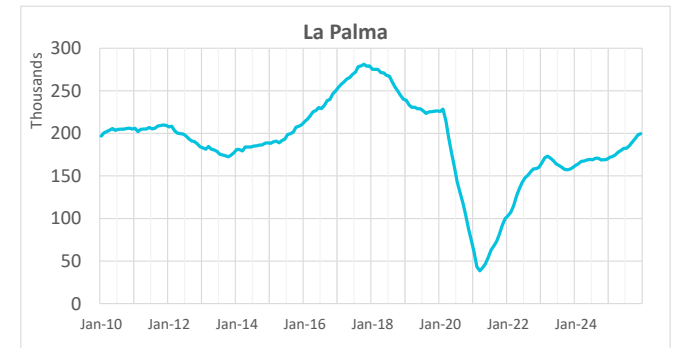
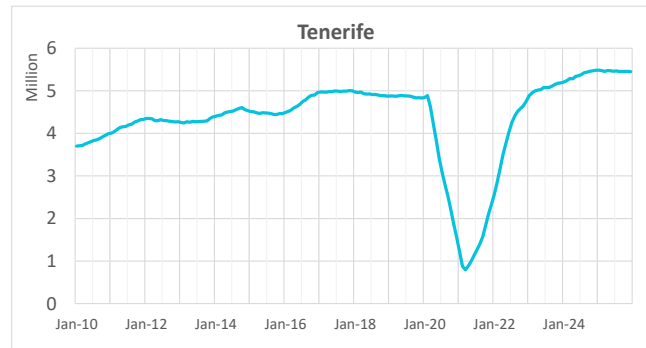
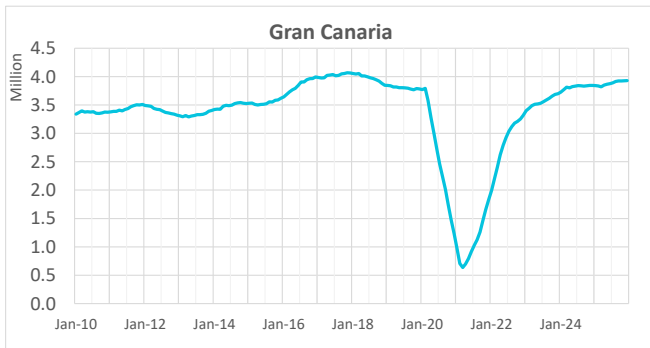
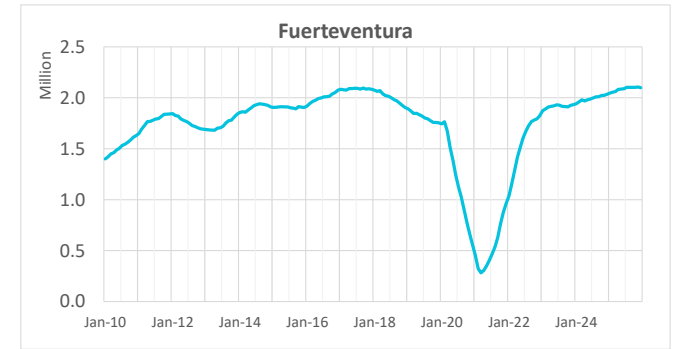
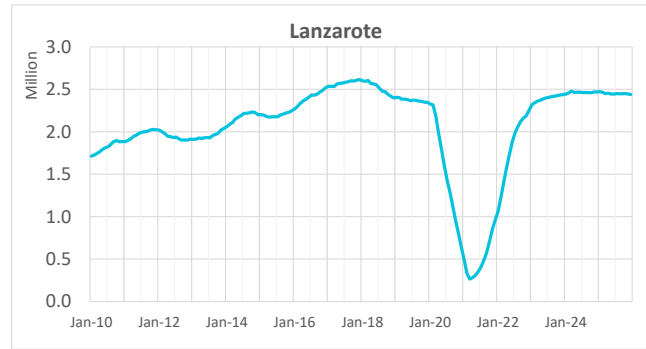
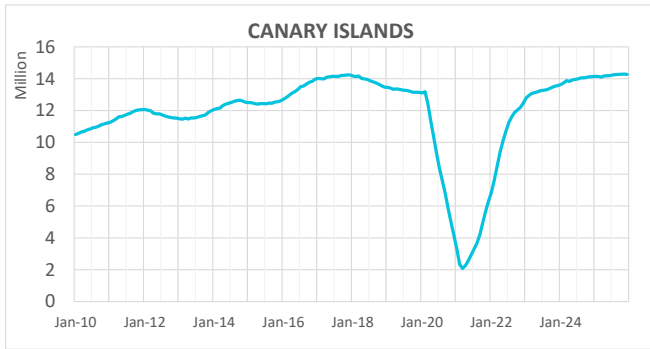
Source: Encuestas de Alojamiento Turístico (ISTAC)

Total guests in tourist accommodation

March 2026




Total guests in the Canary Islands (12-month moving sum)



Total guests in tourist accommodation

March 2026



Total guests in the Canary Islands (12-month moving sum)

