


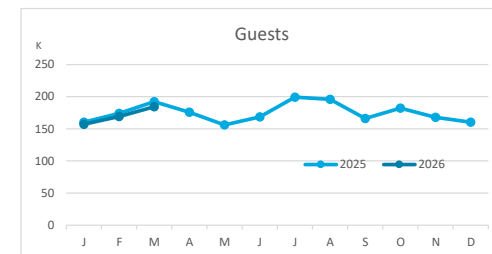
# Main tourist accommodation indicators

## FUERTEVENTURA (January - March 2026)



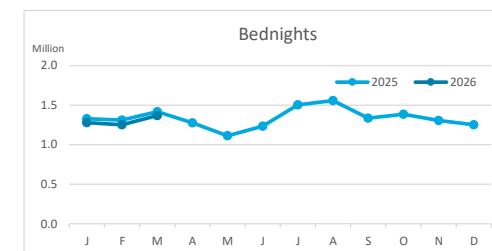
### GUESTS BY ACCOMMODATION TYPE (\*)

|           | TOTAL          |          |                |                | Breakdown by accommodation type |          |                |                |            |               |                |               |
|-----------|----------------|----------|----------------|----------------|---------------------------------|----------|----------------|----------------|------------|---------------|----------------|---------------|
|           | Abroad         | Mainland | Canary Islands | Total          | Hotels                          |          |                |                | Apartments |               |                |               |
|           |                |          |                |                | Abroad                          | Mainland | Canary Islands | Total          | Abroad     | Mainland      | Canary Islands | Total         |
| Jan-Mar25 | 489,075        | 25,030   | 12,451         | <b>526,556</b> | 433,588                         | 21,864   | 9,551          | <b>465,003</b> | 55,487     | 3,166         | 2,900          | <b>61,553</b> |
| Jan-Mar26 | 466,880        | 30,863   | 12,684         | <b>510,427</b> | 411,187                         | 28,807   | 9,895          | <b>449,889</b> | 55,693     | 2,056         | 2,789          | <b>60,538</b> |
| Change    | <b>-22,195</b> | 5,833    | 233            | <b>-16,129</b> | <b>-22,401</b>                  | 6,943    | 344            | <b>-15,114</b> | 206        | <b>-1,110</b> | <b>-111</b>    | <b>-1,015</b> |
| Change, % | <b>-4.5%</b>   | 23.3%    | 1.9%           | <b>-3.1%</b>   | <b>-5.2%</b>                    | 31.8%    | 3.6%           | <b>-3.3%</b>   | 0.4%       | <b>-35.1%</b> | <b>-3.8%</b>   | <b>-1.6%</b>  |



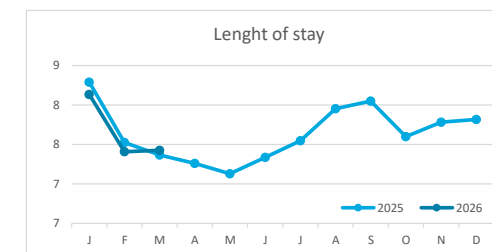
### BEDNIGHTS

|           | TOTAL           |          |                |                  | Breakdown by accommodation type |          |                |                  |                |                |                |                |
|-----------|-----------------|----------|----------------|------------------|---------------------------------|----------|----------------|------------------|----------------|----------------|----------------|----------------|
|           | Abroad          | Mainland | Canary Islands | Total            | Hotels                          |          |                |                  | Apartments     |                |                |                |
|           |                 |          |                |                  | Abroad                          | Mainland | Canary Islands | Total            | Abroad         | Mainland       | Canary Islands | Total          |
| Jan-Mar25 | 3,874,069       | 135,501  | 44,962         | <b>4,054,532</b> | 3,356,040                       | 114,414  | 32,340         | <b>3,502,794</b> | 518,029        | 21,087         | 12,622         | <b>551,738</b> |
| Jan-Mar26 | 3,656,083       | 194,747  | 47,793         | <b>3,898,623</b> | 3,158,516                       | 183,947  | 35,749         | <b>3,378,212</b> | 497,567        | 10,800         | 12,044         | <b>520,411</b> |
| Change    | <b>-217,986</b> | 59,246   | 2,831          | <b>-155,909</b>  | <b>-197,524</b>                 | 69,533   | 3,409          | <b>-124,582</b>  | <b>-20,462</b> | <b>-10,287</b> | <b>-578</b>    | <b>-31,327</b> |
| Change, % | <b>-5.6%</b>    | 43.7%    | 6.3%           | <b>-3.8%</b>     | <b>-5.9%</b>                    | 60.8%    | 10.5%          | <b>-3.6%</b>     | <b>-3.9%</b>   | <b>-48.8%</b>  | <b>-4.6%</b>   | <b>-5.7%</b>   |

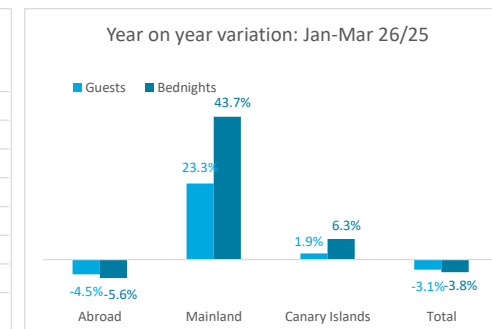
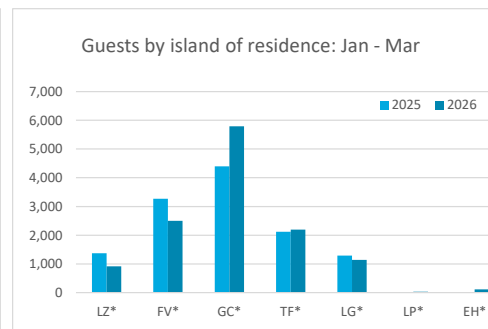
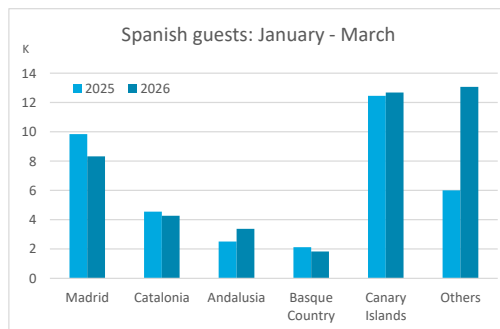
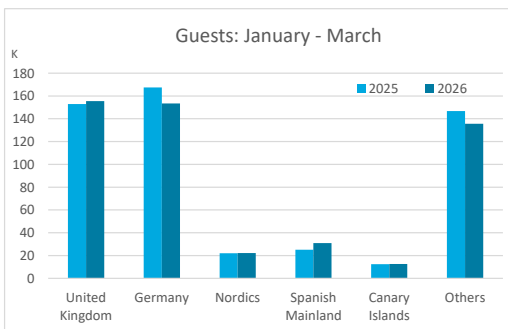


### LENGHT OF STAY

|           | TOTAL       |          |                |             | Breakdown by accommodation type |          |                |            |             |             |                |             |
|-----------|-------------|----------|----------------|-------------|---------------------------------|----------|----------------|------------|-------------|-------------|----------------|-------------|
|           | Abroad      | Mainland | Canary Islands | Total       | Hotels                          |          |                |            | Apartments  |             |                |             |
|           |             |          |                |             | Abroad                          | Mainland | Canary Islands | Total      | Abroad      | Mainland    | Canary Islands | Total       |
| Jan-Mar25 | 7.9         | 5.4      | 3.6            | <b>7.7</b>  | 7.7                             | 5.2      | 3.4            | <b>7.5</b> | 9.3         | 6.7         | 4.4            | <b>9.0</b>  |
| Jan-Mar26 | 7.8         | 6.3      | 3.8            | <b>7.6</b>  | 7.7                             | 6.4      | 3.6            | <b>7.5</b> | 8.9         | 5.3         | 4.3            | <b>8.6</b>  |
| Change    | <b>-0.1</b> | 0.9      | 0.2            | <b>-0.1</b> | <b>-0.1</b>                     | 1.2      | 0.2            | <b>0.0</b> | <b>-0.4</b> | <b>-1.4</b> | <b>0.0</b>     | <b>-0.4</b> |



### GUESTS AND BEDNIGHTS BY PLACE OF RESIDENCE

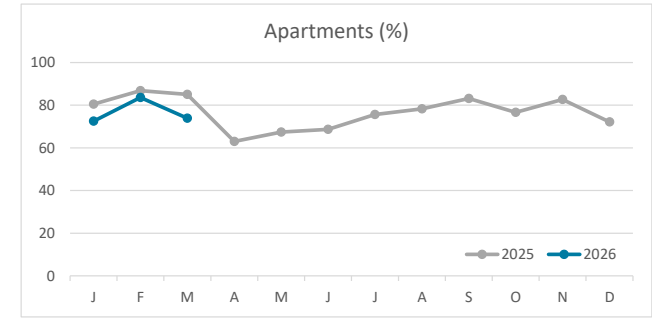
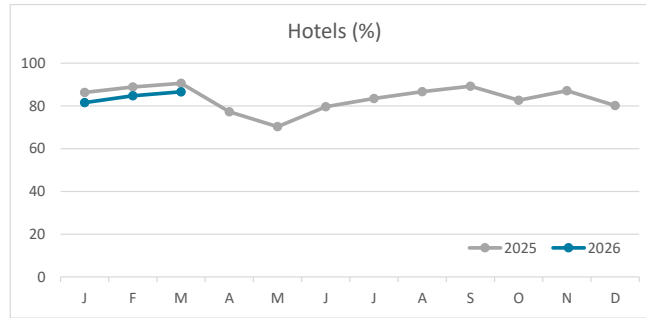
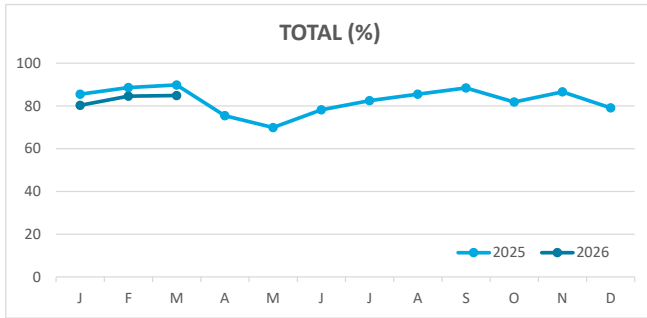


Note: LZ\* (Lanzarote), FV\* (Fuerteventura), GC\* (Gran Canaria), TF\* (Tenerife), LG\* (La Gomera), LP\* (La Palma) and EH\* (El Hierro).

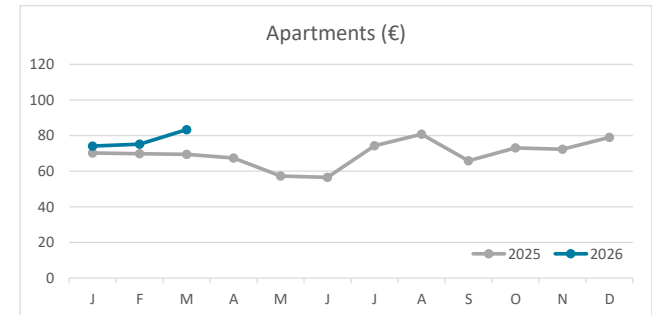
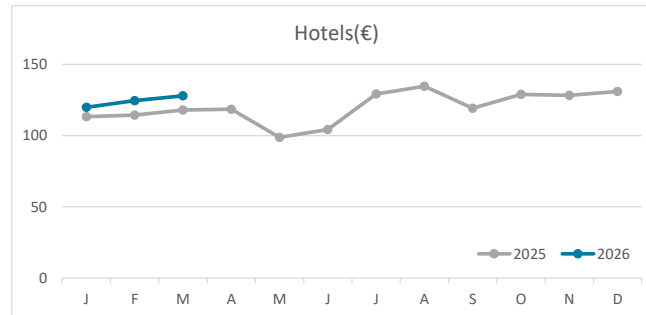
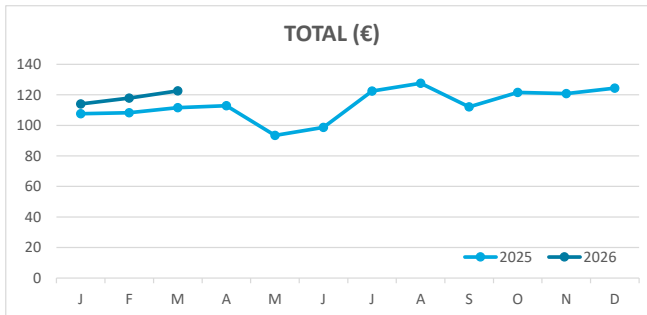
# Main tourist accommodation indicators

## FUERTEVENTURA (January - March 2026)

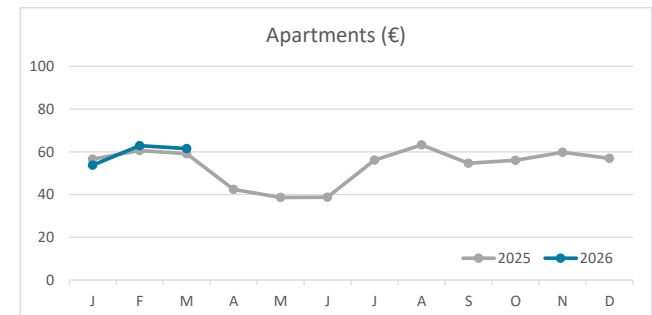
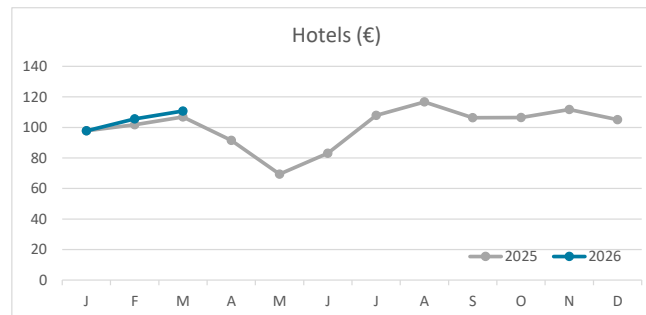
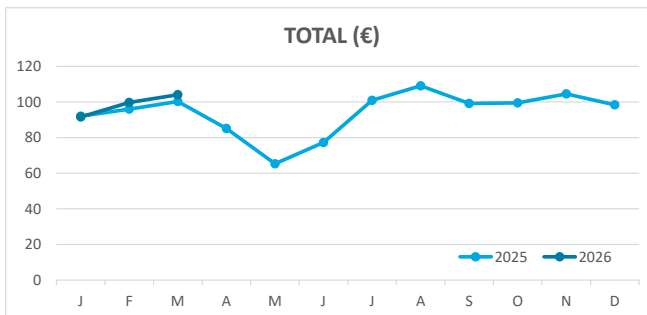
### OCCUPANCY RATE PER ROOM / APARTMENT



### ADR (Average Daily Rate)



### REVPAR (Revenue Per Available Room)



Note: "Guests indicator" refers to number of guests checking in as new arrivals.  
 Source: Encuestas de Alojamiento Turístico (ISTAC)