

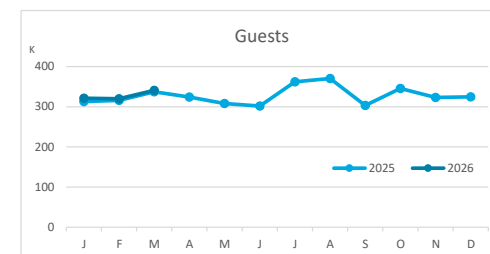
Main tourist accommodation indicators

GRAN CANARIA (January - March 2026)



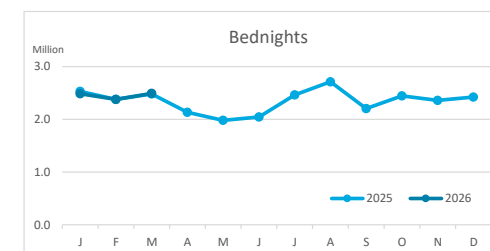
GUESTS BY ACCOMMODATION TYPE (*)

	Breakdown by accommodation type											
	TOTAL				Hotels				Apartments			
	Abroad	Mainland	Canary Islands	Total	Abroad	Mainland	Canary Islands	Total	Abroad	Mainland	Canary Islands	Total
Jan-Mar25	836,794	70,189	59,094	966,077	625,161	63,210	47,123	735,494	211,633	6,979	11,971	230,583
Jan-Mar26	865,314	64,522	51,955	981,791	651,562	57,582	41,050	750,194	213,752	6,940	10,905	231,597
Change	28,520	-5,667	-7,139	15,714	26,401	-5,628	-6,073	14,700	2,119	-39	-1,066	1,014
Change, %	3.4%	-8.1%	-12.1%	1.6%	4.2%	-8.9%	-12.9%	2.0%	1.0%	-0.6%	-8.9%	0.4%



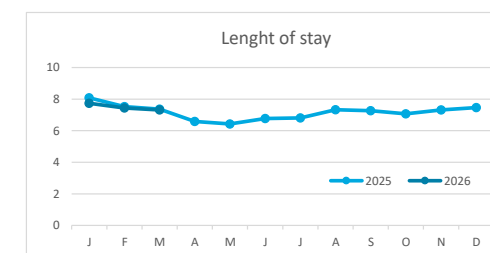
BEDNIGHTS

	Breakdown by accommodation type											
	TOTAL				Hotels				Apartments			
	Abroad	Mainland	Canary Islands	Total	Abroad	Mainland	Canary Islands	Total	Abroad	Mainland	Canary Islands	Total
Jan-Mar25	6,907,943	280,322	199,626	7,387,891	4,711,522	242,506	135,197	5,089,225	2,196,421	37,816	64,429	2,298,666
Jan-Mar26	6,936,650	251,043	167,475	7,355,168	4,819,489	212,780	119,721	5,151,990	2,117,161	38,263	47,754	2,203,178
Change	28,707	-29,279	-32,151	-32,723	107,967	-29,726	-15,476	62,765	-79,260	447	-16,675	-95,488
Change, %	0.4%	-10.4%	-16.1%	-0.4%	2.3%	-12.3%	-11.4%	1.2%	-3.6%	1.2%	-25.9%	-4.2%

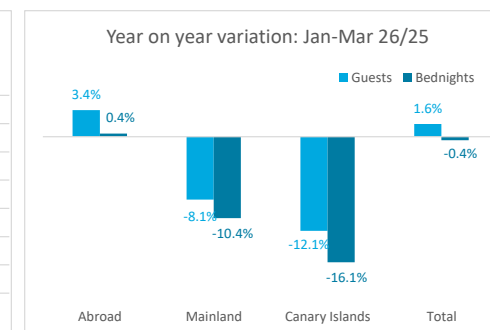
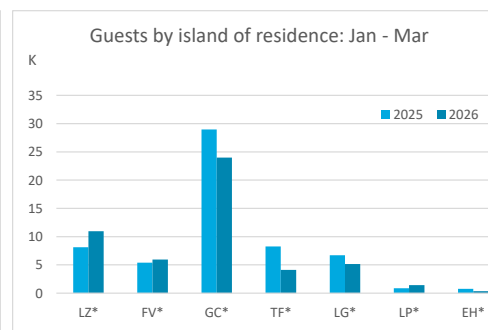
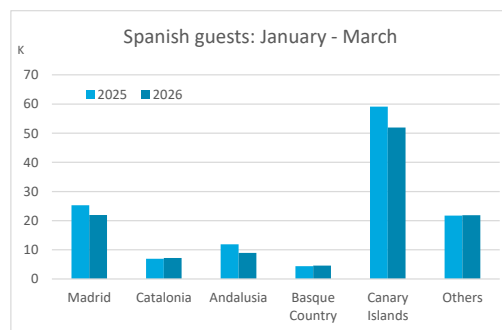
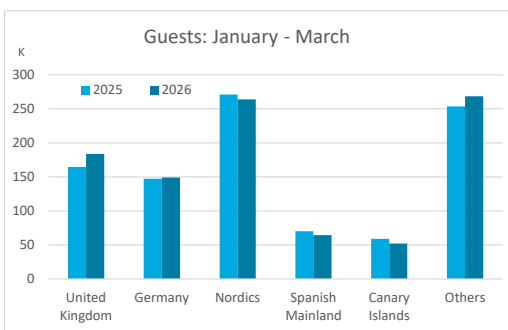


LENGHT OF STAY

	Breakdown by accommodation type											
	TOTAL				Hotels				Apartments			
	Abroad	Mainland	Canary Islands	Total	Abroad	Mainland	Canary Islands	Total	Abroad	Mainland	Canary Islands	Total
Jan-Mar25	8.3	4.0	3.4	7.6	7.5	3.8	2.9	6.9	10.4	5.4	5.4	10.0
Jan-Mar26	8.0	3.9	3.2	7.5	7.4	3.7	2.9	6.9	9.9	5.5	4.4	9.5
Change	-0.2	-0.1	-0.2	-0.2	-0.1	-0.1	0.0	-0.1	-0.5	0.1	-1.0	-0.5



GUESTS AND BEDNIGHTS BY PLACE OF RESIDENCE

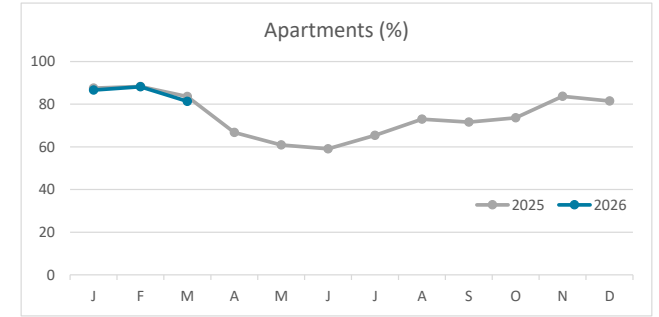
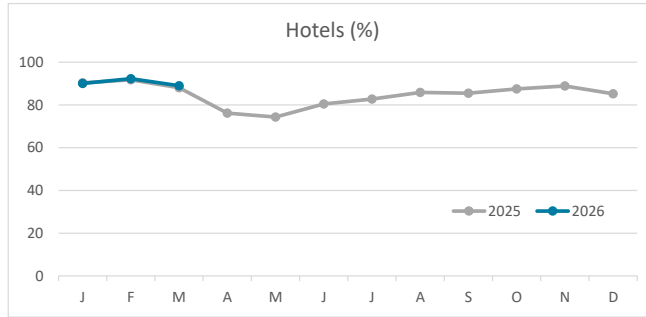
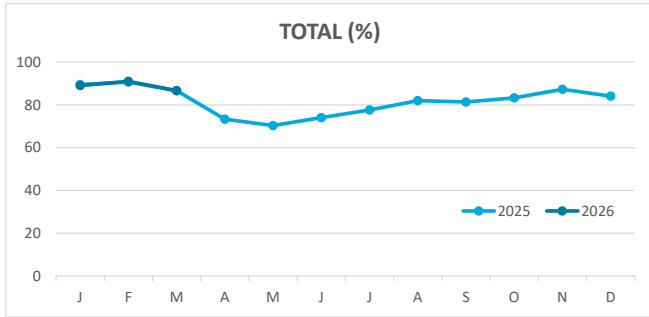


Note: LZ* (Lanzarote), FV* (Fuerteventura), GC* (Gran Canaria), TF* (Tenerife), LG* (La Gomera), LP* (La Palma) and EH* (El Hierro).

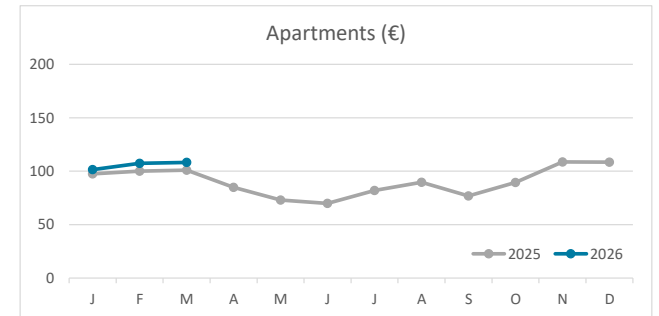
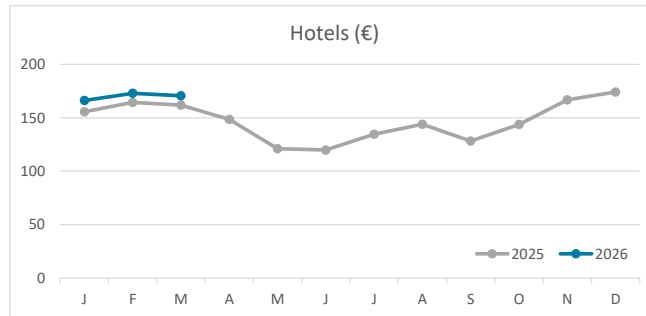
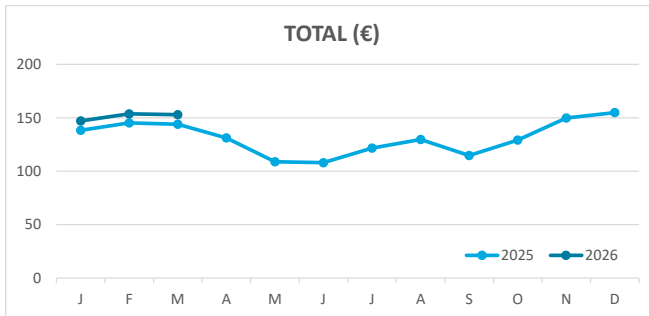
Main tourist accommodation indicators GRAN CANARIA (January - March 2026)



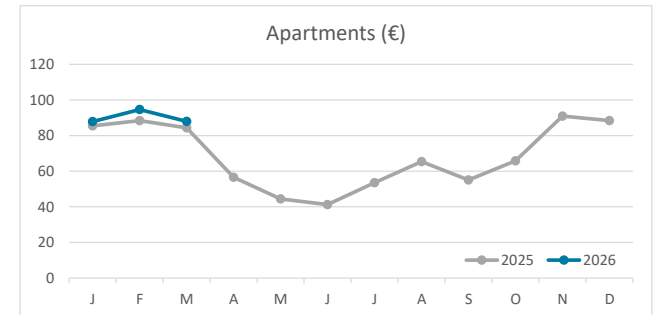
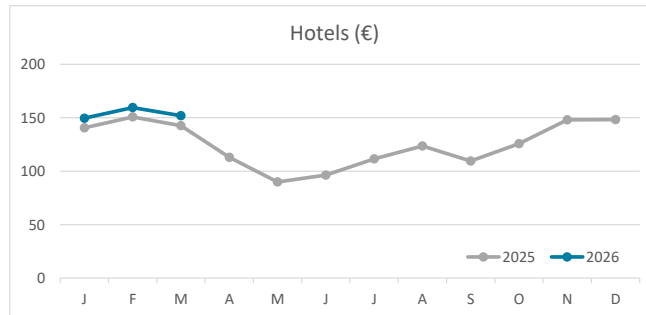
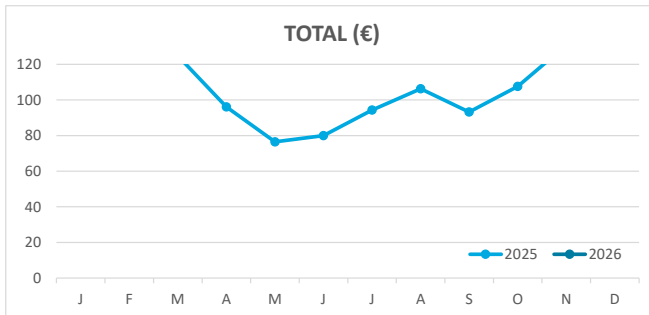
OCCUPANCY RATE PER ROOM / APARTMENT



ADR (Average Daily Rate)



REVPAR (Revenue Per Available Room)



Note: "Guests indicator" refers to number of guests checking in as new arrivals.
Source: Encuestas de Alojamiento Turístico (ISTAC)