


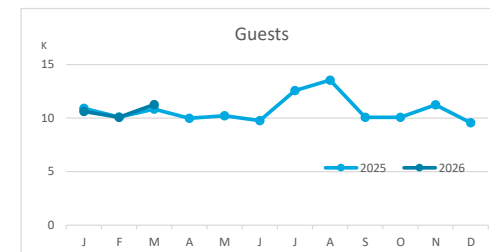
Main tourist accommodation indicators

LA GOMERA (January - March 2026)



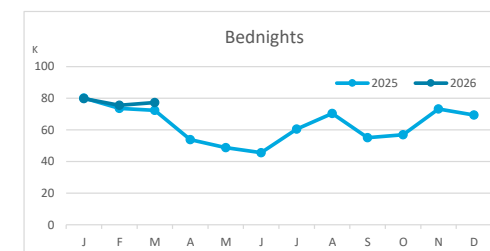
GUESTS BY ACCOMMODATION TYPE (*)

	Breakdown by accommodation type											
	TOTAL				Hotels				Apartments			
	Abroad	Mainland	Canary Islands	Total	Abroad	Mainland	Canary Islands	Total	Abroad	Mainland	Canary Islands	Total
Jan-Mar25	25,322	958	5,569	31,849	16,166	733	4,057	20,956	9,156	225	1,512	10,893
Jan-Mar26	26,173	984	4,816	31,973	16,588	711	3,213	20,512	9,585	273	1,603	11,461
Change	851	26	-753	124	422	-22	-844	-444	429	48	91	568
Change, %	3.4%	2.7%	-13.5%	0.4%	2.6%	-3.0%	-20.8%	-2.1%	4.7%	21.3%	6.0%	5.2%



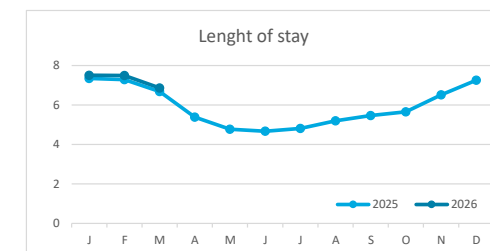
BEDNIGHTS

	Breakdown by accommodation type											
	TOTAL				Hotels				Apartments			
	Abroad	Mainland	Canary Islands	Total	Abroad	Mainland	Canary Islands	Total	Abroad	Mainland	Canary Islands	Total
Jan-Mar25	206,518	2,912	16,731	226,161	104,719	2,249	8,299	115,267	101,799	663	8,432	110,894
Jan-Mar26	216,305	3,137	13,248	232,690	105,171	2,018	6,305	113,494	111,134	1,119	6,943	119,196
Change	9,787	225	-3,483	6,529	452	-231	-1,994	-1,773	9,335	456	-1,489	8,302
Change, %	4.7%	7.7%	-20.8%	2.9%	0.4%	-10.3%	-24.0%	-1.5%	9.2%	68.8%	-17.7%	7.5%

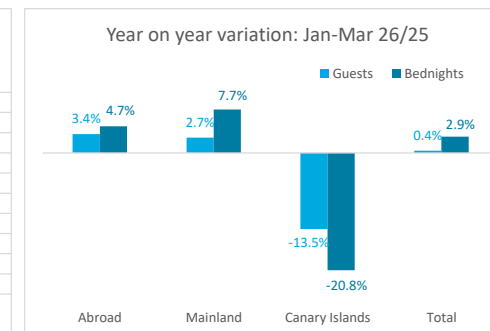
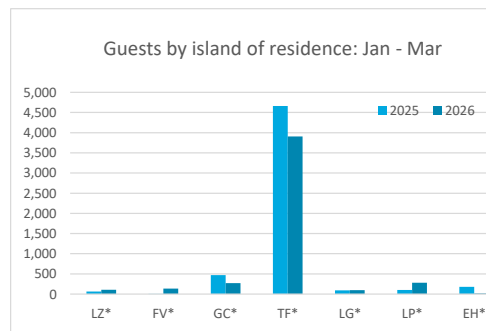
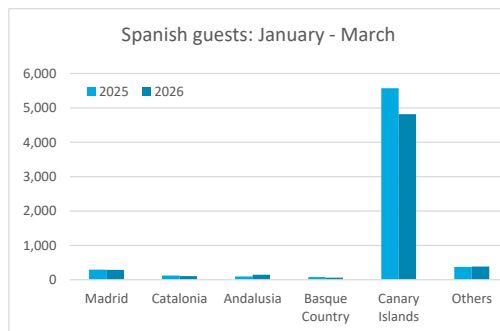
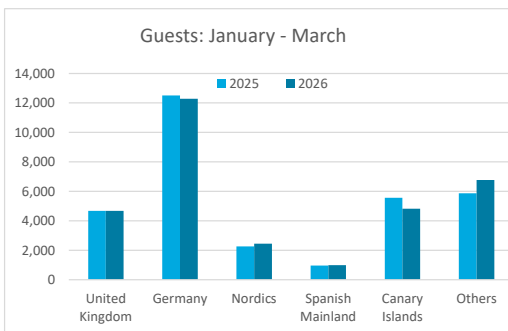


LENGHT OF STAY

	Breakdown by accommodation type											
	TOTAL				Hotels				Apartments			
	Abroad	Mainland	Canary Islands	Total	Abroad	Mainland	Canary Islands	Total	Abroad	Mainland	Canary Islands	Total
Jan-Mar25	8.2	3.0	3.0	7.1	6.5	3.1	2.0	5.5	11.1	2.9	5.6	10.2
Jan-Mar26	8.3	3.2	2.8	7.3	6.3	2.8	2.0	5.5	11.6	4.1	4.3	10.4
Change	0.1	0.1	-0.3	0.2	-0.1	-0.2	-0.1	0.0	0.5	1.2	-1.2	0.2



GUESTS AND BEDNIGHTS BY PLACE OF RESIDENCE



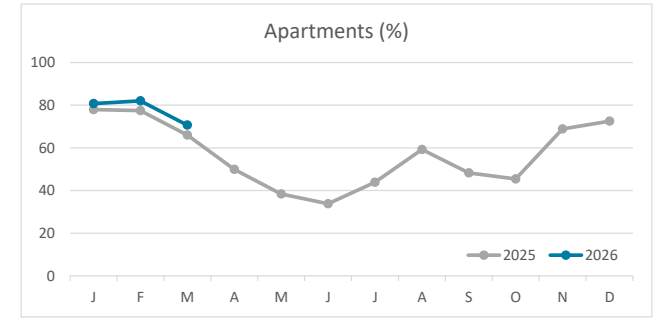
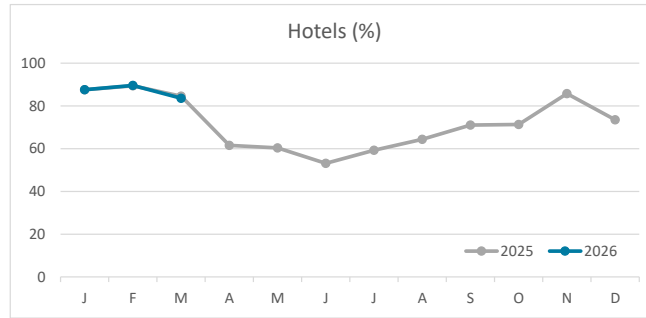
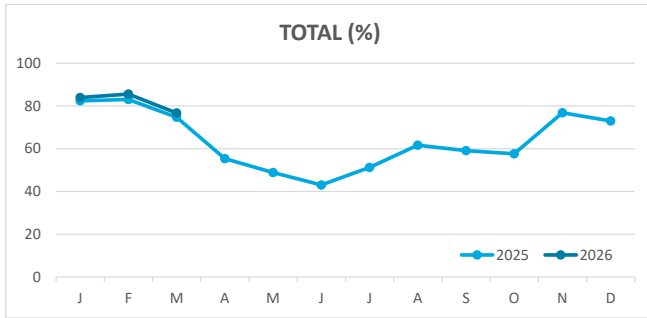
Note: LZ* (Lanzarote), FV* (Fuerteventura), GC* (Gran Canaria), TF* (Tenerife), LG* (La Gomera), LP* (La Palma) and EH* (El Hierro).

Main tourist accommodation indicators

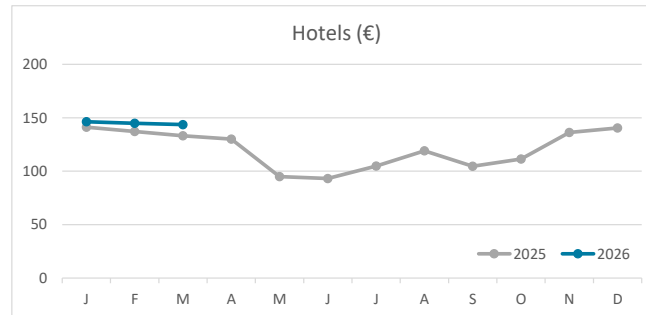
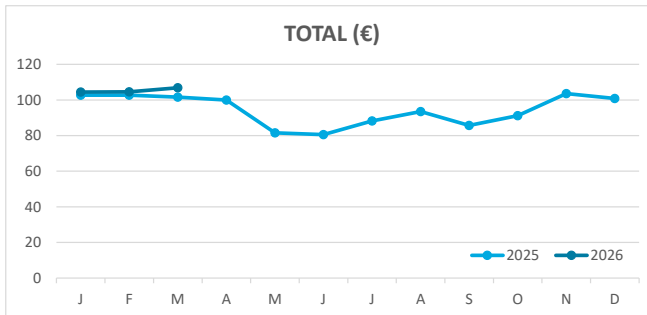
LA GOMERA (January - March 2026)



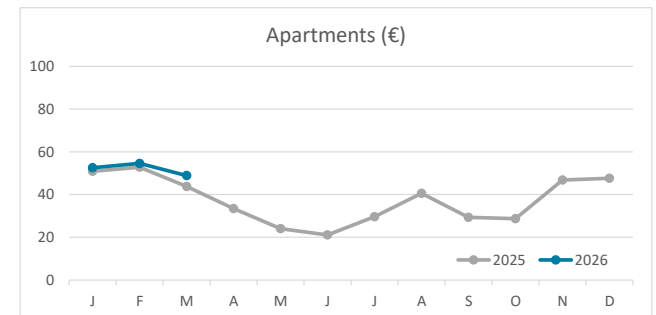
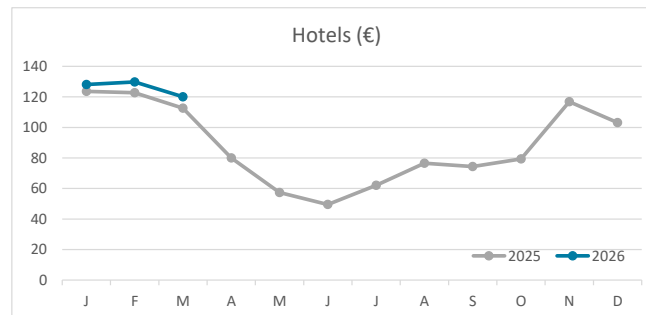
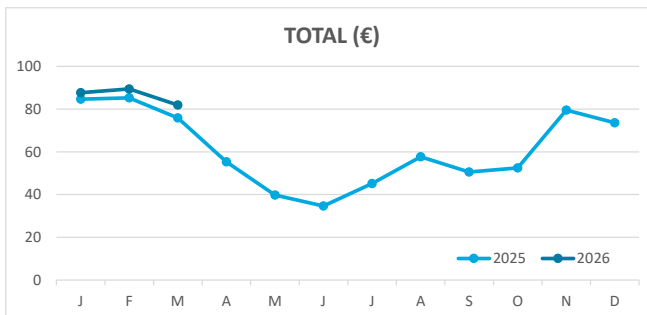
OCCUPANCY RATE PER ROOM / APARTMENT



ADR (Average Daily Rate)



REVPAR (Revenue Per Available Room)



Note: "Guests indicator" refers to number of guests checking in as new arrivals.
 Source: Encuestas de Alojamiento Turístico (ISTAC)