


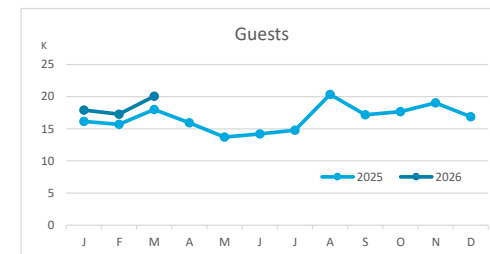
Main tourist accommodation indicators

LA PALMA (January - March 2026)



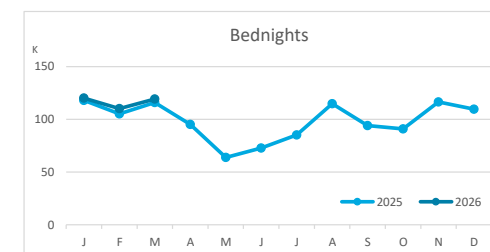
GUESTS BY ACCOMMODATION TYPE (*)

	Breakdown by accommodation type											
	TOTAL				Hotels				Apartments			
	Abroad	Mainland	Canary Islands	Total	Abroad	Mainland	Canary Islands	Total	Abroad	Mainland	Canary Islands	Total
Jan-Mar25	35,065	8,165	6,627	49,857	27,065	7,279	4,303	38,647	8,000	886	2,324	11,210
Jan-Mar26	37,744	9,051	8,459	55,254	28,910	8,129	6,145	43,184	8,834	922	2,314	12,070
Change	2,679	886	1,832	5,397	1,845	850	1,842	4,537	834	36	-10	860
Change, %	7.6%	10.9%	27.6%	10.8%	6.8%	11.7%	42.8%	11.7%	10.4%	4.1%	-0.4%	7.7%



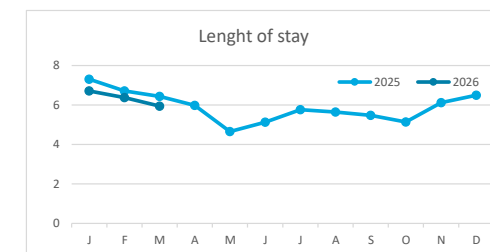
BEDNIGHTS

	Breakdown by accommodation type											
	TOTAL				Hotels				Apartments			
	Abroad	Mainland	Canary Islands	Total	Abroad	Mainland	Canary Islands	Total	Abroad	Mainland	Canary Islands	Total
Jan-Mar25	287,884	32,707	18,619	339,210	198,941	28,175	11,322	238,438	88,943	4,532	7,297	100,772
Jan-Mar26	295,028	32,603	21,988	349,619	199,162	28,444	14,012	241,618	95,866	4,159	7,976	108,001
Change	7,144	-104	3,369	10,409	221	269	2,690	3,180	6,923	-373	679	7,229
Change, %	2.5%	-0.3%	18.1%	3.1%	0.1%	1.0%	23.8%	1.3%	7.8%	-8.2%	9.3%	7.2%

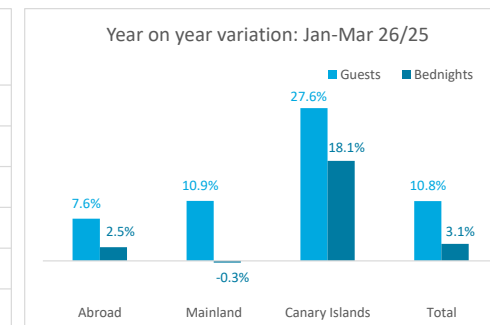
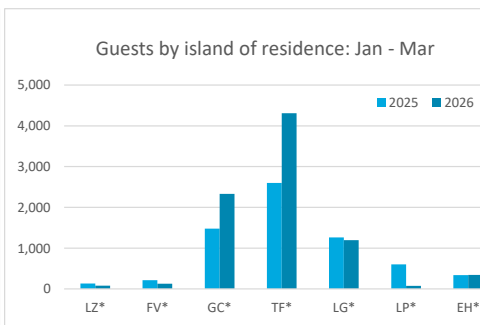
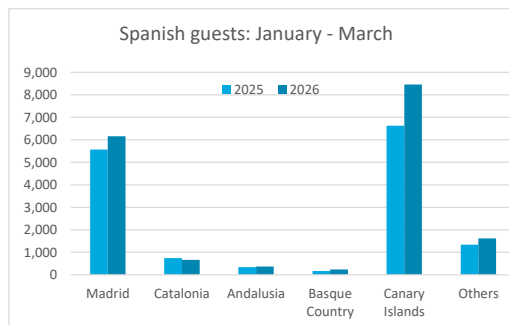
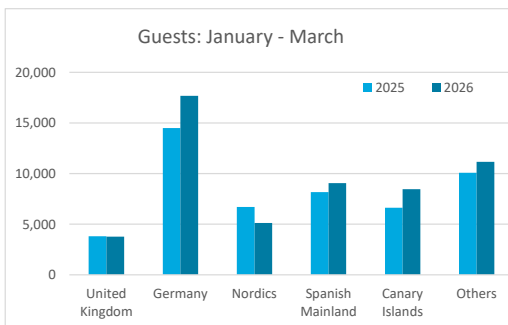


LENGHT OF STAY

	Breakdown by accommodation type											
	TOTAL				Hotels				Apartments			
	Abroad	Mainland	Canary Islands	Total	Abroad	Mainland	Canary Islands	Total	Abroad	Mainland	Canary Islands	Total
Jan-Mar25	8.2	4.0	2.8	6.8	7.4	3.9	2.6	6.2	11.1	5.1	3.1	9.0
Jan-Mar26	7.8	3.6	2.6	6.3	6.9	3.5	2.3	5.6	10.9	4.5	3.4	8.9
Change	-0.4	-0.4	-0.2	-0.5	-0.5	-0.4	-0.4	-0.6	-0.3	-0.6	0.3	0.0




GUESTS AND BEDNIGHTS BY PLACE OF RESIDENCE



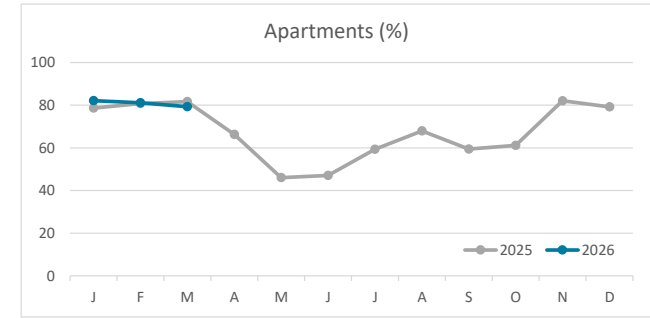
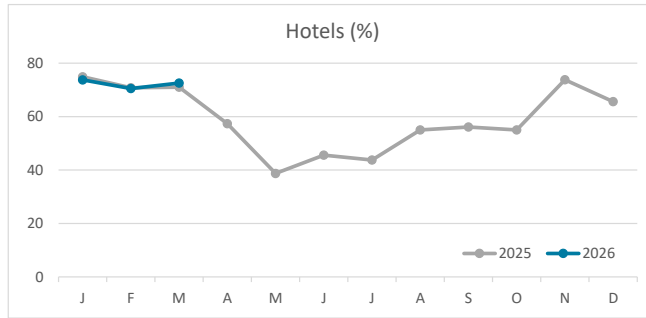
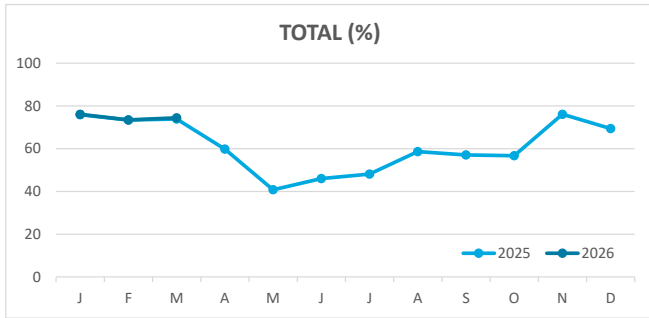
Note: LZ* (Lanzarote), FV* (Fuerteventura), GC* (Gran Canaria), TF* (Tenerife), LG* (La Gomera), LP* (La Palma) and EH* (El Hierro).

Main tourist accommodation indicators

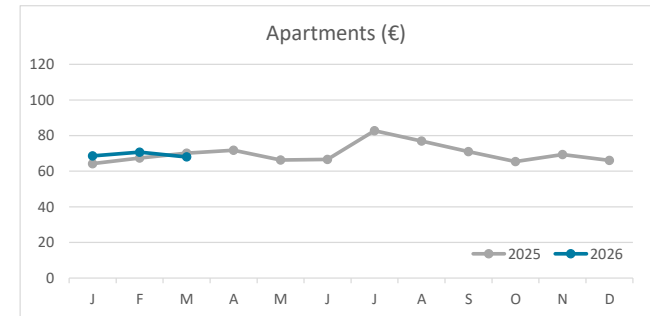
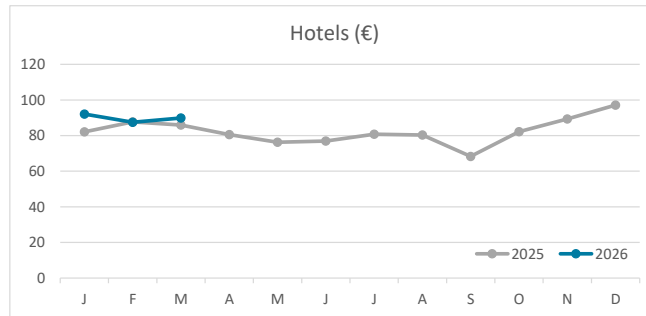
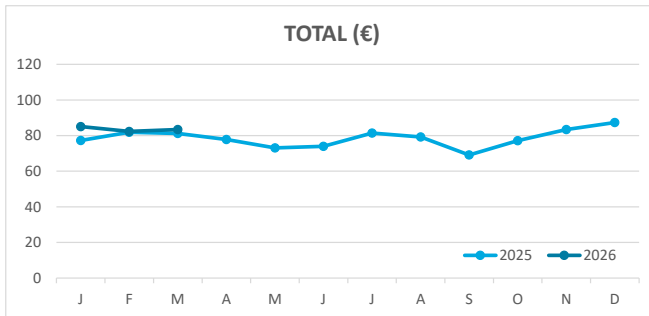
LA PALMA (January - March 2026)



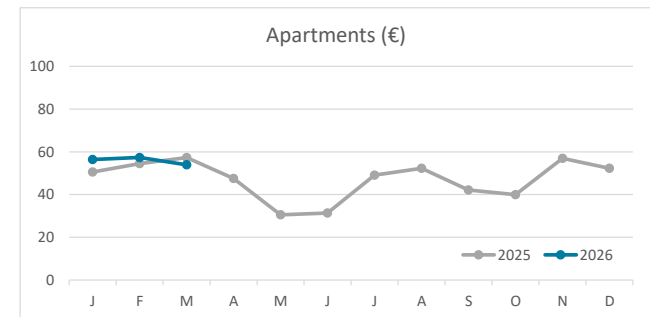
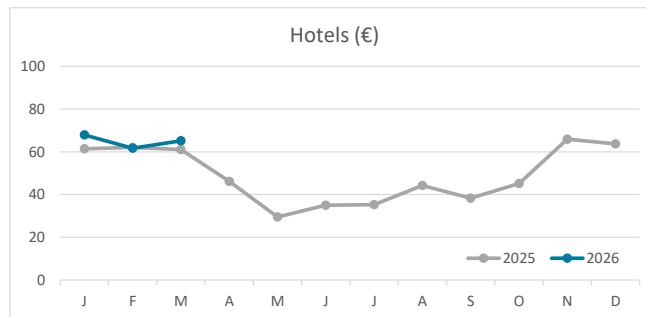
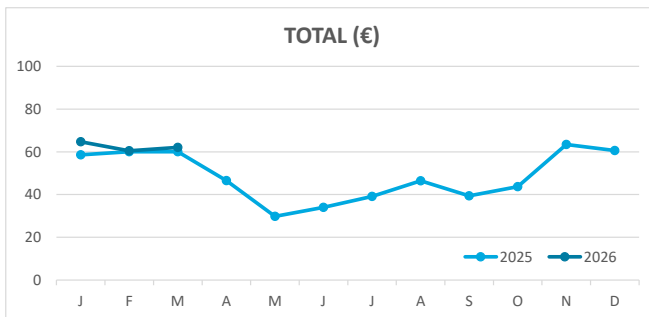
OCCUPANCY RATE PER ROOM / APARTMENT



ADR (Average Daily Rate)



REVPAR (Revenue Per Available Room)



Note: "Guests indicator" refers to number of guests checking in as new arrivals.
 Source: Encuestas de Alojamiento Turístico (ISTAC)