


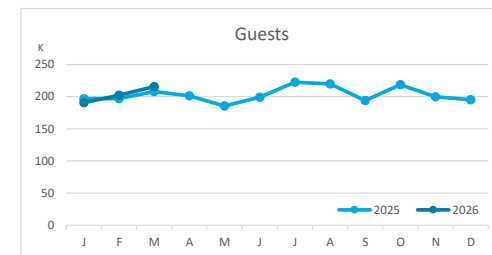
# Main tourist accommodation indicators

## LANZAROTE (January - March 2026)



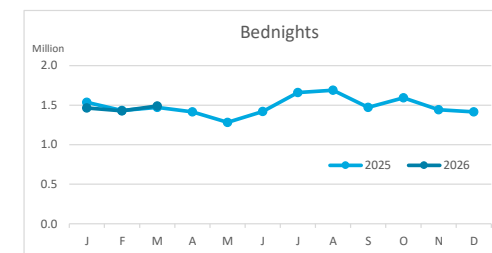
### GUESTS BY ACCOMMODATION TYPE (\*)

	Breakdown by accommodation type											
	TOTAL				Hotels				Apartments			
	Abroad	Mainland	Canary Islands	Total	Abroad	Mainland	Canary Islands	Total	Abroad	Mainland	Canary Islands	Total
Jan-Mar25	544,518	42,149	15,474	<b>602,141</b>	388,040	35,359	11,054	<b>434,453</b>	156,478	6,790	4,420	<b>167,688</b>
Jan-Mar26	559,083	36,359	13,421	<b>608,863</b>	395,894	29,545	10,455	<b>435,894</b>	163,189	6,814	2,966	<b>172,969</b>
Change	14,565	-5,790	-2,053	<b>6,722</b>	7,854	-5,814	-599	<b>1,441</b>	6,711	24	-1,454	<b>5,281</b>
Change, %	2.7%	-13.7%	-13.3%	<b>1.1%</b>	2.0%	-16.4%	-5.4%	<b>0.3%</b>	4.3%	0.4%	-32.9%	<b>3.1%</b>



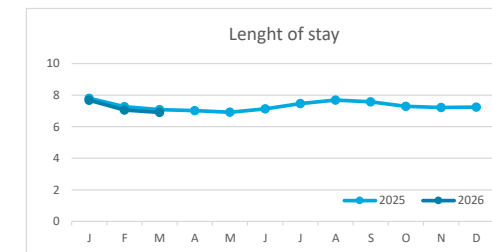
### BEDNIGHTS

	Breakdown by accommodation type											
	TOTAL				Hotels				Apartments			
	Abroad	Mainland	Canary Islands	Total	Abroad	Mainland	Canary Islands	Total	Abroad	Mainland	Canary Islands	Total
Jan-Mar25	4,166,909	225,532	48,910	<b>4,441,351</b>	2,841,815	181,613	28,231	<b>3,051,659</b>	1,325,094	43,919	20,679	<b>1,389,692</b>
Jan-Mar26	4,153,279	187,637	41,106	<b>4,382,022</b>	2,811,574	152,107	29,961	<b>2,993,642</b>	1,341,705	35,530	11,145	<b>1,388,380</b>
Change	-13,630	-37,895	-7,804	<b>-59,329</b>	-30,241	-29,506	1,730	<b>-58,017</b>	16,611	-8,389	-9,534	<b>-1,312</b>
Change, %	-0.3%	-16.8%	-16.0%	<b>-1.3%</b>	-1.1%	-16.2%	6.1%	<b>-1.9%</b>	1.3%	-19.1%	-46.1%	<b>-0.1%</b>

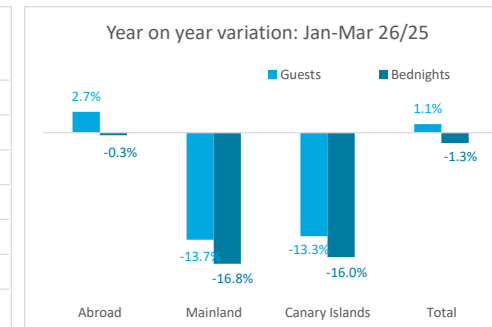
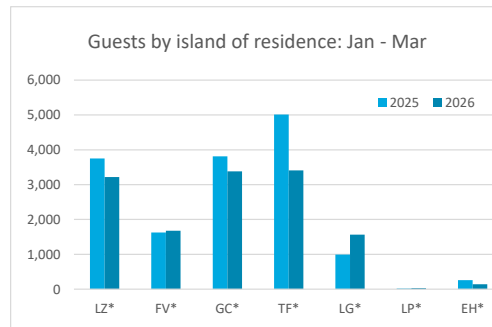
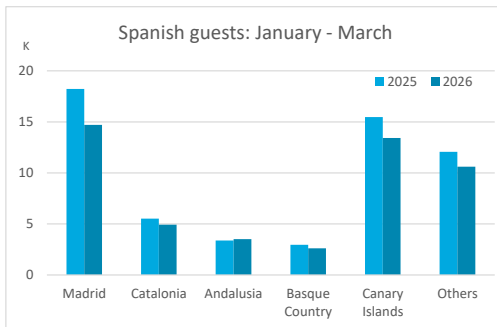
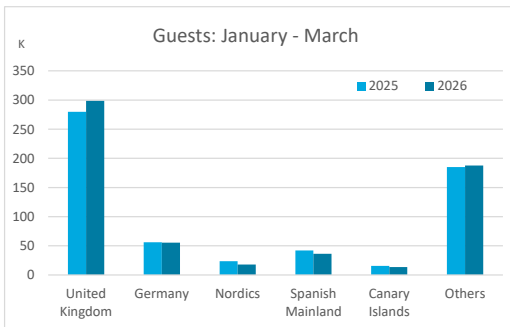


### LENGHT OF STAY

	Breakdown by accommodation type											
	TOTAL				Hotels				Apartments			
	Abroad	Mainland	Canary Islands	Total	Abroad	Mainland	Canary Islands	Total	Abroad	Mainland	Canary Islands	Total
Jan-Mar25	7.7	5.4	3.2	<b>7.4</b>	7.3	5.1	2.6	<b>7.0</b>	8.5	6.5	4.7	<b>8.3</b>
Jan-Mar26	7.4	5.2	3.1	<b>7.2</b>	7.1	5.1	2.9	<b>6.9</b>	8.2	5.2	3.8	<b>8.0</b>
Change	-0.2	-0.2	-0.1	<b>-0.2</b>	-0.2	0.0	0.3	<b>-0.2</b>	-0.2	-1.3	-0.9	<b>-0.3</b>



### GUESTS AND BEDNIGHTS BY PLACE OF RESIDENCE



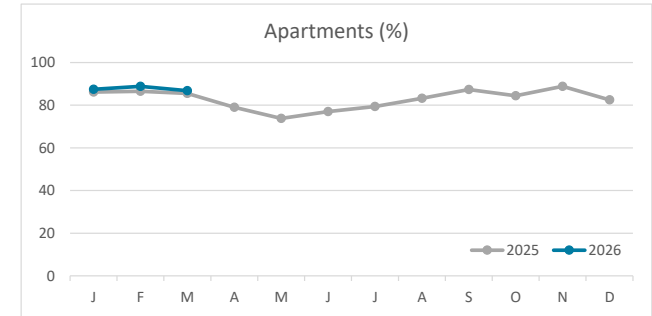
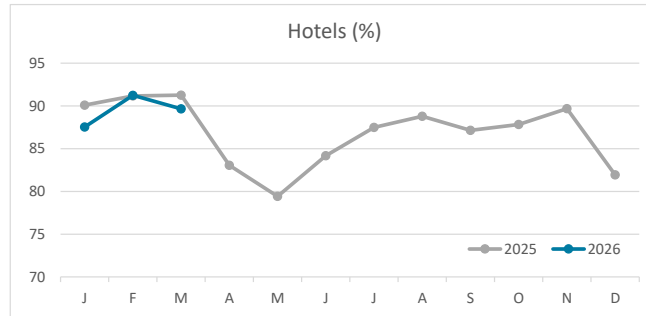
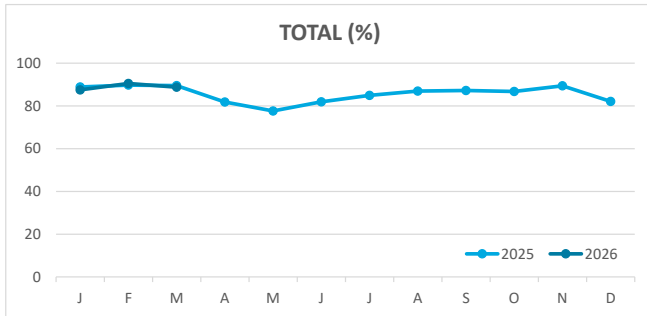
Note: LZ\* (Lanzarote), FV\* (Fuerteventura), GC\* (Gran Canaria), TF\* (Tenerife), LG\* (La Gomera), LP\* (La Palma) and EH\* (El Hierro).

# Main tourist accommodation indicators

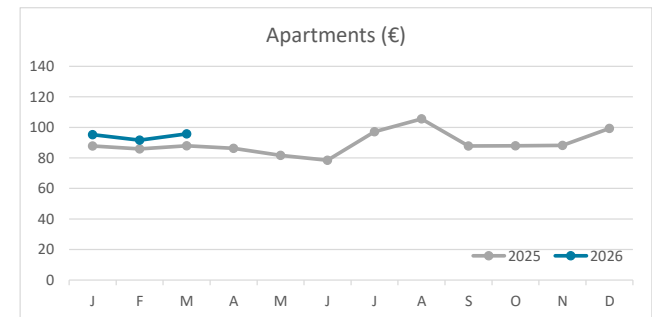
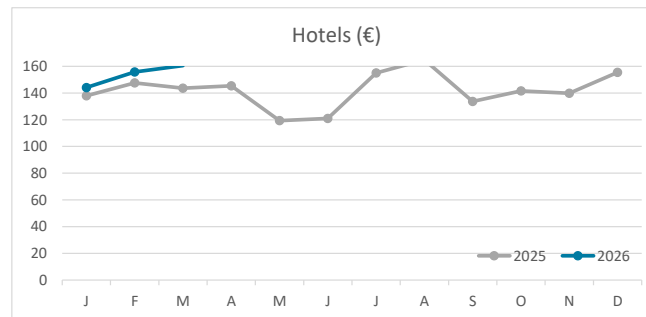
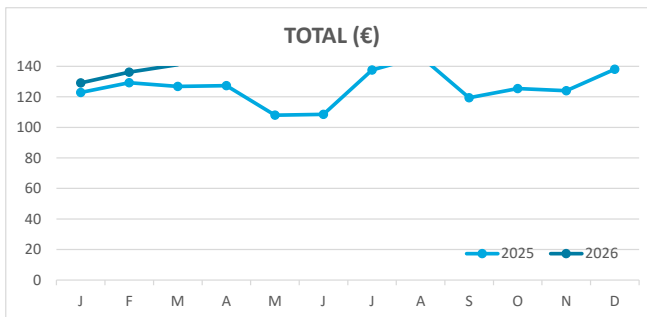
## LANZAROTE (January - March 2026)



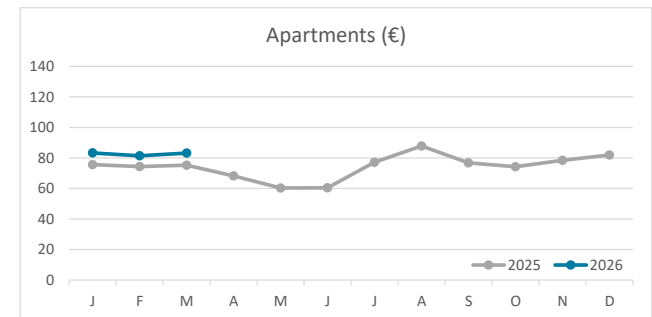
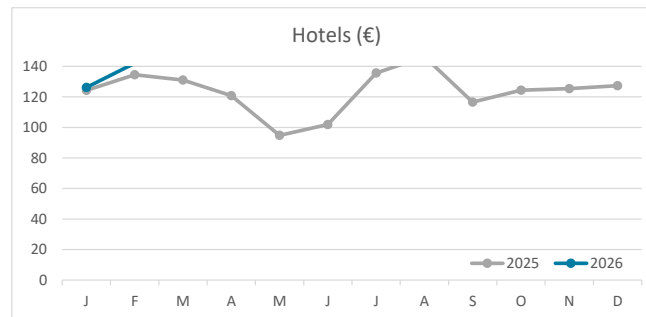
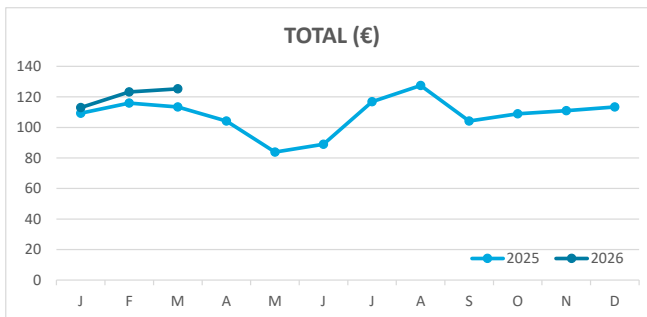
### OCCUPANCY RATE PER ROOM / APARTMENT



### ADR (Average Daily Rate)



### REVPAR (Revenue Per Available Room)



Note: "Guests indicator" refers to number of guests checking in as new arrivals.  
 Source: Encuestas de Alojamiento Turístico (ISTAC)