


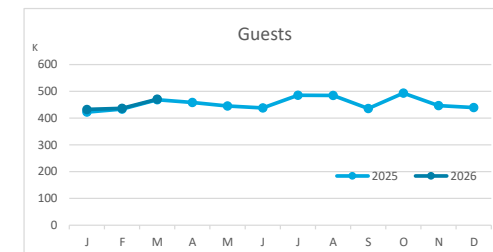
Main tourist accommodation indicators

TENERIFE (January - March 2026)



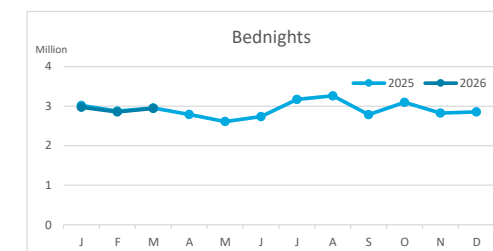
GUESTS BY ACCOMMODATION TYPE (*)

	Breakdown by accommodation type												
	TOTAL				Hotels				Apartments				
	Abroad	Mainland	Canary Islands	Total	Abroad	Mainland	Canary Islands	Total	Abroad	Mainland	Canary Islands	Total	
Jan-Mar25	1,149,208	116,766	59,020	1,324,994	879,208	103,667	51,949	1,034,824	270,000	13,099	7,071	290,170	
Jan-Mar26	1,157,692	118,350	63,345	1,339,387	889,906	105,699	54,582	1,050,187	267,786	12,651	8,763	289,200	
Change	8,484	1,584	4,325	14,393	10,698	2,032	2,633	15,363	-2,214	-448	1,692	-970	
Change, %	0.7%	1.4%	7.3%	1.1%	1.2%	2.0%	5.1%	1.5%	-0.8%	-3.4%	23.9%	-0.3%	



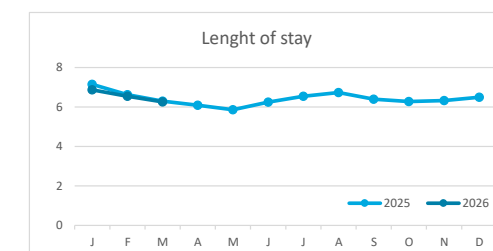
BEDNIGHTS

	Breakdown by accommodation type												
	TOTAL				Hotels				Apartments				
	Abroad	Mainland	Canary Islands	Total	Abroad	Mainland	Canary Islands	Total	Abroad	Mainland	Canary Islands	Total	
Jan-Mar25	8,157,893	501,556	186,532	8,845,981	5,974,844	442,704	147,214	6,564,762	2,183,049	58,852	39,318	2,281,219	
Jan-Mar26	8,072,470	525,870	172,067	8,770,407	5,928,611	461,774	129,041	6,519,426	2,143,859	64,096	43,026	2,250,981	
Change	-85,423	24,314	-14,465	-75,574	-46,233	19,070	-18,173	-45,336	-39,190	5,244	3,708	-30,238	
Change, %	-1.0%	4.8%	-7.8%	-0.9%	-0.8%	4.3%	-12.3%	-0.7%	-1.8%	8.9%	9.4%	-1.3%	

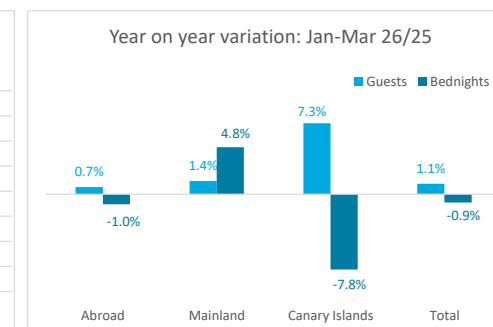
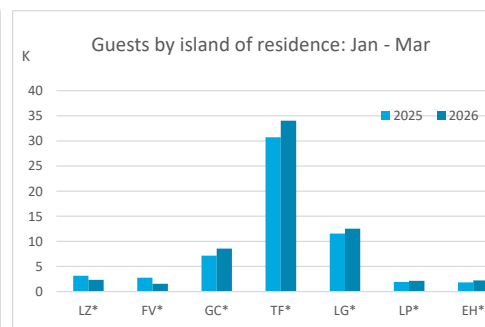
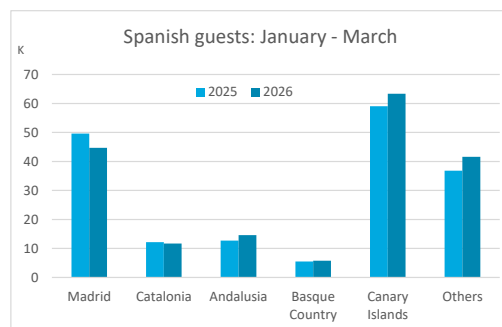
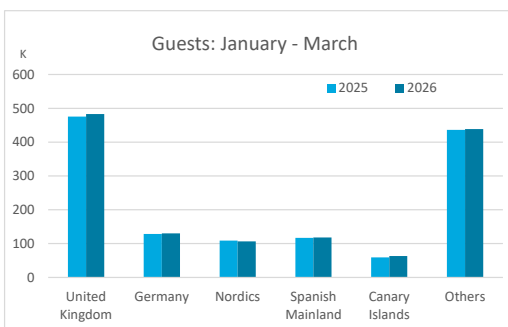


LENGHT OF STAY

	Breakdown by accommodation type												
	TOTAL				Hotels				Apartments				
	Abroad	Mainland	Canary Islands	Total	Abroad	Mainland	Canary Islands	Total	Abroad	Mainland	Canary Islands	Total	
Jan-Mar25	7.1	4.3	3.2	6.7	6.8	4.3	2.8	6.3	8.1	4.5	5.6	7.9	
Jan-Mar26	7.0	4.4	2.7	6.5	6.7	4.4	2.4	6.2	8.0	5.1	4.9	7.8	
Change	-0.1	0.1	-0.4	-0.1	-0.1	0.1	-0.5	-0.1	-0.1	0.6	-0.7	-0.1	



GUESTS AND BEDNIGHTS BY PLACE OF RESIDENCE



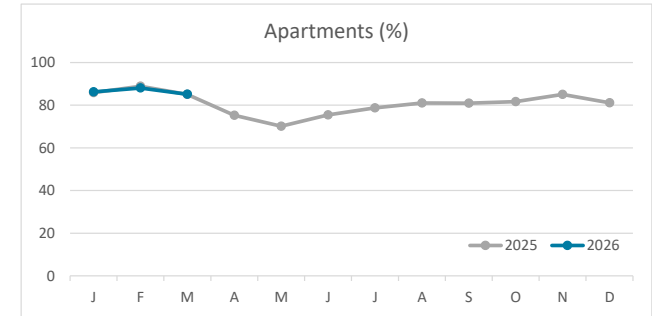
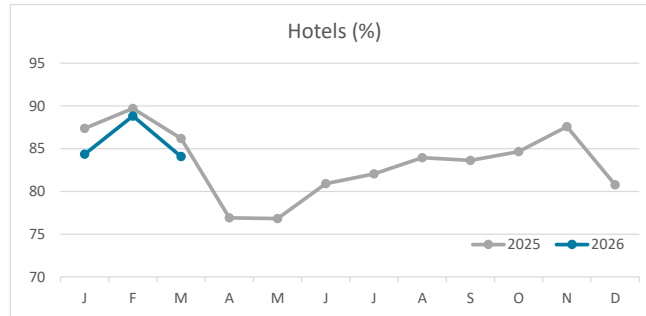
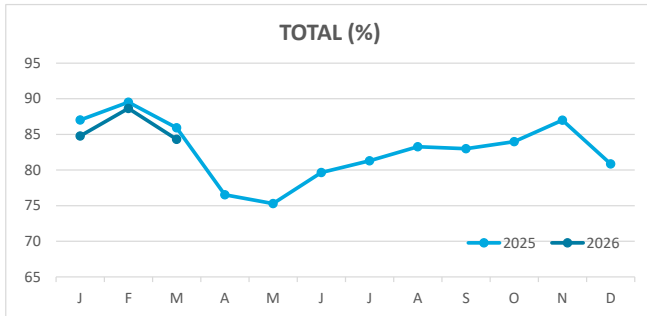
Note: LZ* (Lanzarote), FV* (Fuerteventura), GC* (Gran Canaria), TF* (Tenerife), LG* (La Gomera), LP* (La Palma) and EH* (El Hierro).

Main tourist accommodation indicators

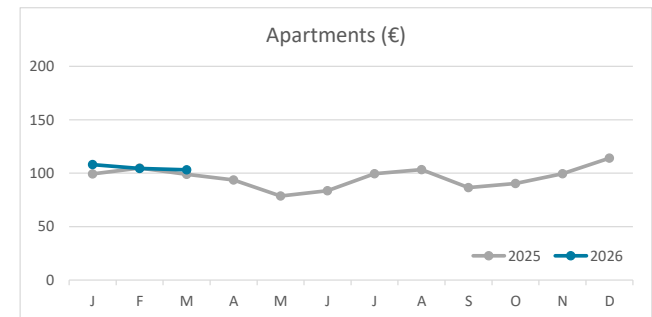
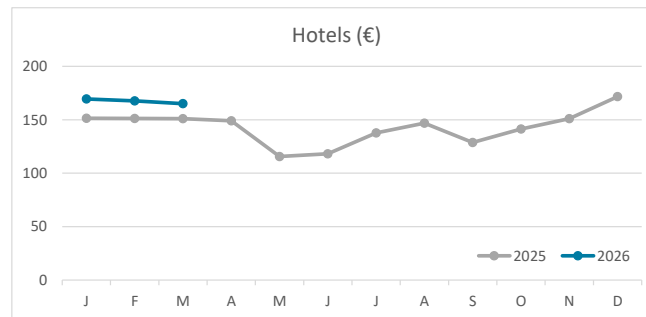
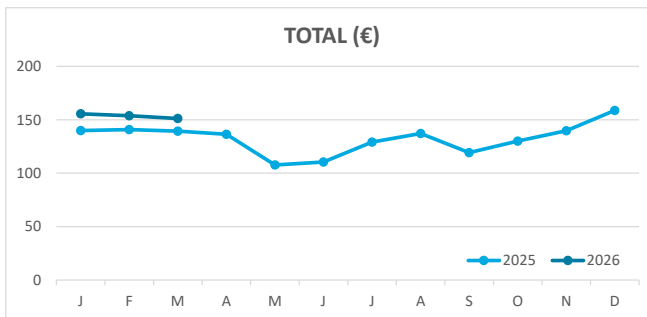
TENERIFE (January - March 2026)



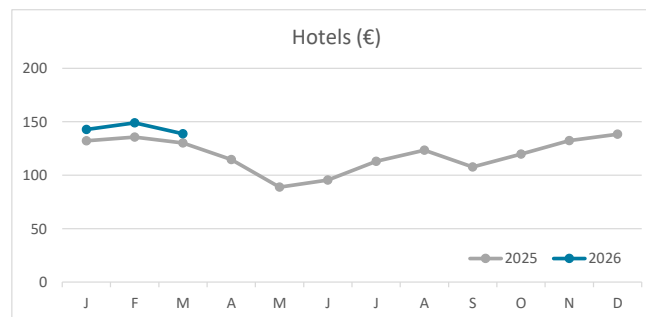
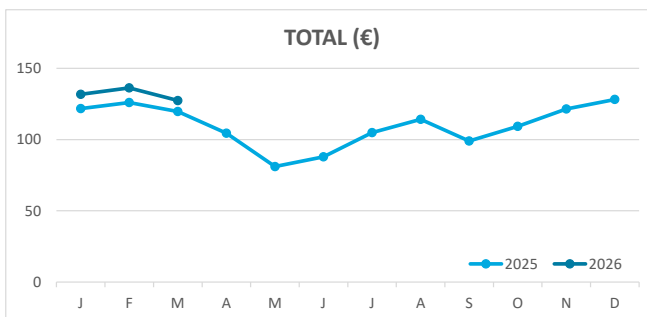
OCCUPANCY RATE PER ROOM / APARTMENT



ADR (Average Daily Rate)



REVPAR (Revenue Per Available Room)



Note: "Guests indicator" refers to number of guests checking in as new arrivals.
 Source: Encuestas de Alojamiento Turístico (ISTAC)