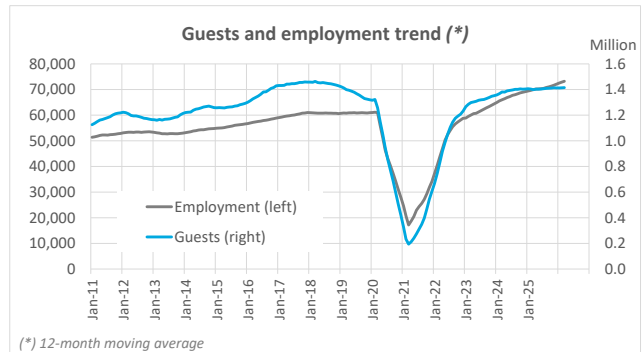
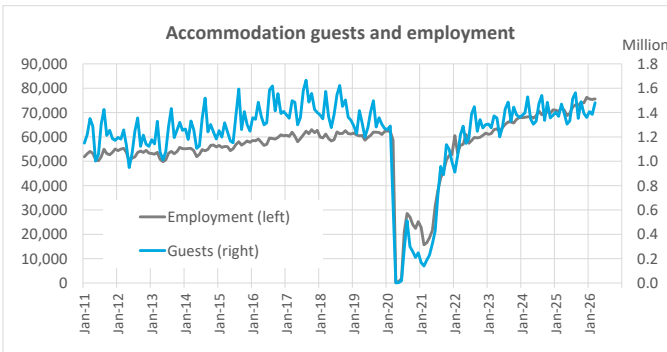


Employment in tourist accommodation March 2026



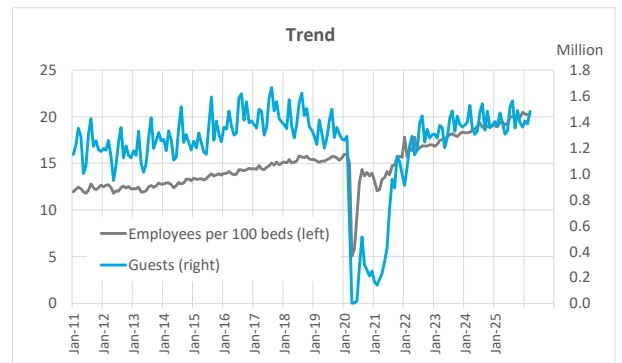
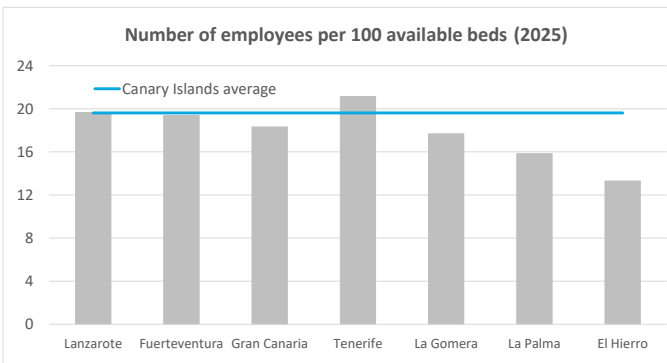
Employment

	Lanzarote	Fuerteventura	Gran Canaria	Tenerife	La Gomera	La Palma	El Hierro	Canary Islands
2019	9,778	9,219	17,006	22,870	881	1,114	80	60,949
2021	5,276	5,593	9,265	12,914	529	510	72	34,160
2022	9,724	9,584	15,519	21,887	618	663	96	58,091
2023	11,021	10,821	16,810	24,306	663	723	91	64,435
2024	12,954	12,003	19,484	27,978	592	861	108	73,979
2025	12,414	11,570	19,771	26,558	688	1,016	102	72,120
March 2025	12,409	11,631	20,058	25,949	705	1,013	97	71,862
March 2026	13,492	11,989	19,968	28,321	696	1,063	97	75,626
Change	1,083	358	-90	2,372	-9	50	0	3,764
Change (%)	8.7%	3.1%	-0.4%	9.1%	-1.3%	4.9%	0.0%	5.2%



Indicator of number of employees per 100 available beds

	Lanzarote	Fuerteventura	Gran Canaria	Tenerife	La Gomera	La Palma	El Hierro	Canary Islands
2019	14.7	15.3	13.8	17.3	17.5	14.8	10.7	15.4
2021	12.8	14.5	13.9	15.7	16.7	12.8	12.4	14.4
2022	15.7	16.6	16.0	17.7	18.9	13.4	13.4	16.6
2023	17.1	18.1	16.1	19.4	18.6	14.7	11.9	17.8
2024	18.9	18.8	17.2	20.7	17.1	15.5	13.3	19.0
2025	19.7	19.4	18.3	21.1	17.7	15.8	13.3	19.6
March 2025	19.5	19.3	18.3	20.6	18.0	15.8	12.4	19.4
March 2026	21.1	20.1	18.3	21.9	17.7	16.4	12.9	20.3
Change	1.6	0.7	-0.0	1.3	-0.2	0.6	0.4	0.9

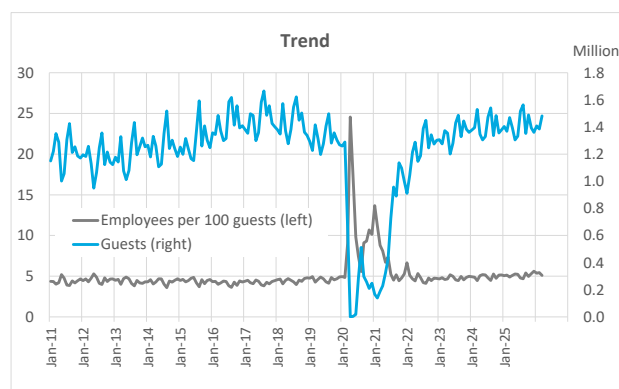
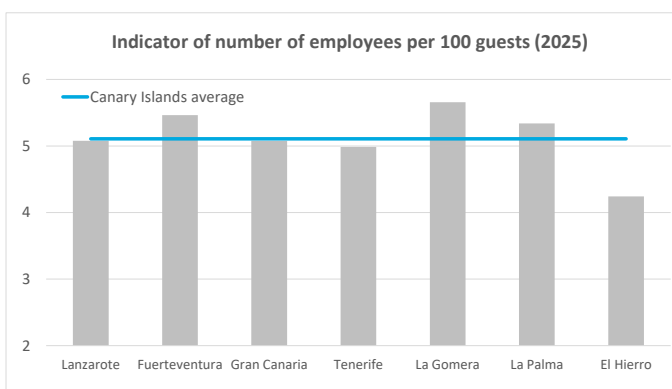


Employment in tourist accommodation March 2026



Indicator of number of employees per 100 accommodation guests

	Lanzarote	Fuerteventura	Gran Canaria	Tenerife	La Gomera	La Palma	El Hierro	Canary Islands
2019	4.1	5.1	4.4	4.8	5.4	5.0	4.1	4.6
2021	5.6	5.8	5.3	5.8	6.1	5.6	4.7	5.6
2022	4.3	5.2	4.7	4.7	5.5	4.4	4.5	4.7
2023	4.5	5.5	4.6	4.8	5.5	4.8	4.7	4.8
2024	5.2	5.8	5.1	5.2	5.8	5.3	4.7	5.3
2025	5.1	5.5	5.1	5.0	5.7	5.3	4.2	5.1
March 2025	5.0	5.1	5.0	4.7	5.6	4.9	4.8	4.9
March 2026	5.3	5.4	4.8	5.1	5.2	4.6	4.6	5.1
Change	0.28	0.34	-0.13	0.43	-0.37	-0.26	-0.20	0.22



Indicator of number of employees per €120,000 annual income in tourist accommodation

	Lanzarote	Fuerteventura	Gran Canaria	Tenerife	La Gomera	La Palma	El Hierro	Canary Islands
2019	1.8	2.0	1.7	1.9	3.0	3.1	3.5	1.9
2021	2.2	2.1	1.9	2.4	3.4	3.6	3.2	2.2
2022	1.6	1.9	1.5	1.7	2.4	2.5	3.3	1.7
2023	1.5	1.8	1.4	1.6	2.3	2.6	3.5	1.6
2024	1.6	1.8	1.4	1.6	2.4	2.6	3.6	1.6
2025	1.5	1.6	1.3	1.5	2.1	2.5	2.8	1.5
March 2025	1.4	1.4	1.1	1.3	1.7	2.0	2.7	1.3
March 2026	1.3	1.4	1.1	1.3	1.5	2.0	2.4	1.3
Change	-0.03	0.00	-0.07	0.00	-0.15	0.01	-0.29	-0.03

