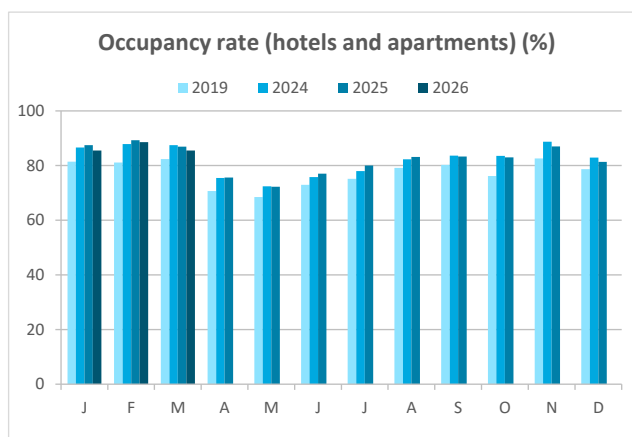


# Tourist accommodation OCCUPANCY RATE



## CANARY ISLANDS: Occupancy rate per room / apartment

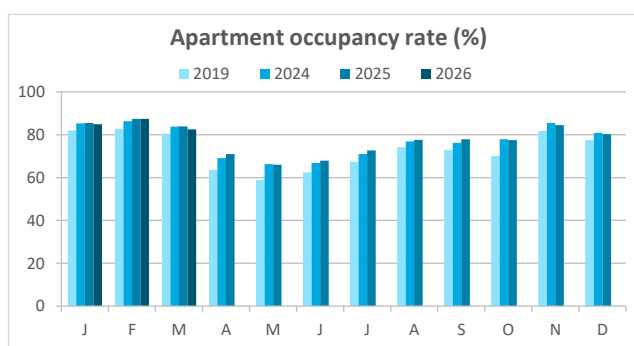
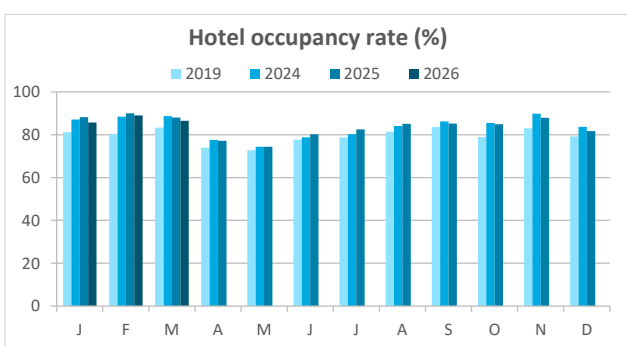
Hotels and apartments					
(%)	2019	2024	2025	2026	Change 26-25 (p.p.)
January	81.43	86.62	87.47	85.49	-2.0
February	81.09	87.86	89.30	88.59	-0.7
March	82.38	87.44	86.96	85.50	-1.5
April	70.70	75.45	75.61	--	--
May	68.47	72.39	72.27	--	--
June	72.98	75.75	77.04	--	--
July	75.14	77.97	79.99	--	--
August	79.13	82.30	83.17	--	--
September	80.26	83.66	83.34	--	--
October	76.20	83.54	83.02	--	--
November	82.62	88.72	87.03	--	--
December	78.69	82.96	81.35	--	--
TOTAL	77.44	82.58	82.22	--	--



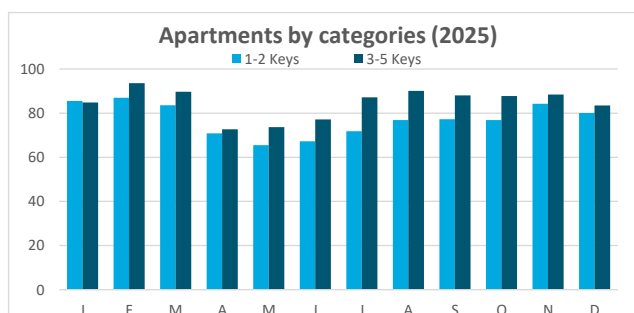
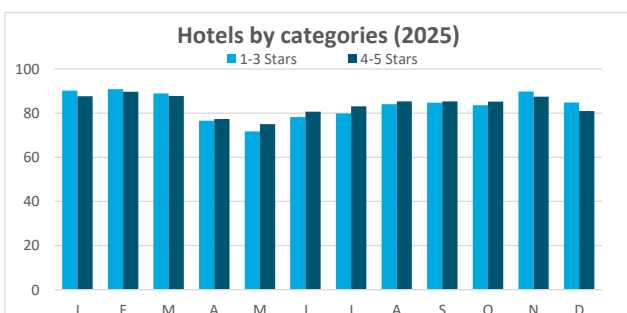
## Breakdown by type of accommodation

Hotels					
(%)	2019	2024	2025	2026	Change 26-25 (p.p.)
January	81.16	87.05	88.15	85.68	-2.5
February	80.37	88.36	89.96	89.01	-0.9
March	83.31	88.67	88.01	86.51	-1.5
April	73.94	77.57	77.18	--	--
May	72.78	74.39	74.39	--	--
June	77.69	78.76	80.16	--	--
July	78.64	80.33	82.47	--	--
August	81.35	84.14	85.06	--	--
September	83.57	86.19	85.19	--	--
October	78.93	85.47	84.89	--	--
November	82.99	89.83	87.89	--	--
December	79.17	83.65	81.71	--	--
TOTAL	79.51	84.19	83.76	--	--

Apartments					
(%)	2019	2024	2025	2026	Change 26-25 (p.p.)
January	82.02	85.33	85.48	84.94	-0.5
February	82.68	86.34	87.36	87.37	0.0
March	80.34	83.78	83.90	82.46	-1.4
April	63.62	69.08	70.97	--	--
May	58.88	66.32	65.99	--	--
June	62.49	66.92	67.84	--	--
July	67.42	71.00	72.71	--	--
August	74.17	76.85	77.63	--	--
September	72.86	76.14	77.89	--	--
October	70.05	77.86	77.51	--	--
November	81.79	85.45	84.51	--	--
December	77.60	80.91	80.28	--	--
TOTAL	72.87	77.41	77.71	--	--

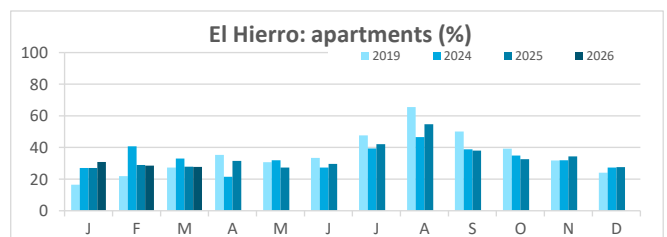
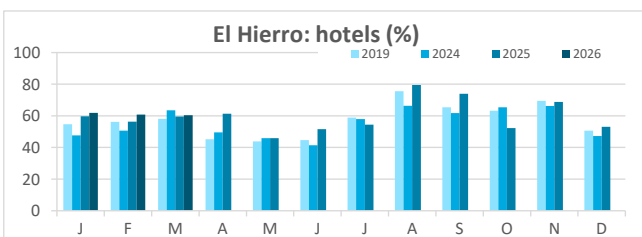
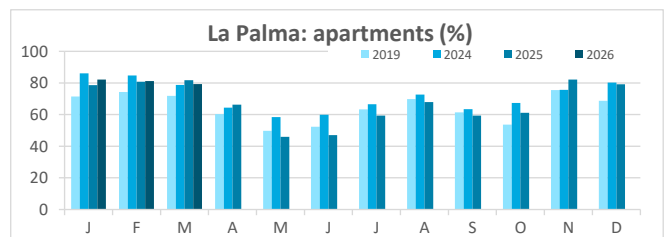
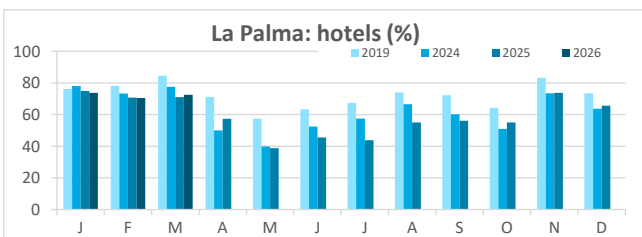
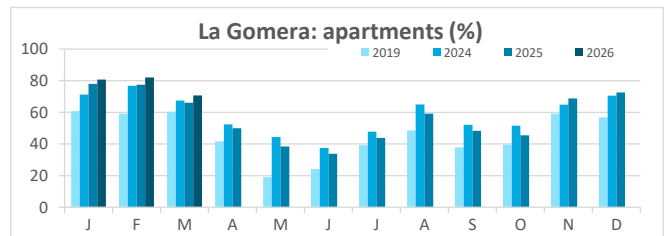
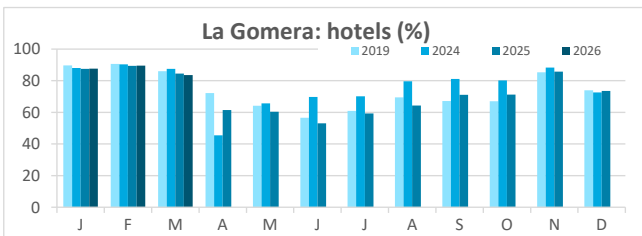
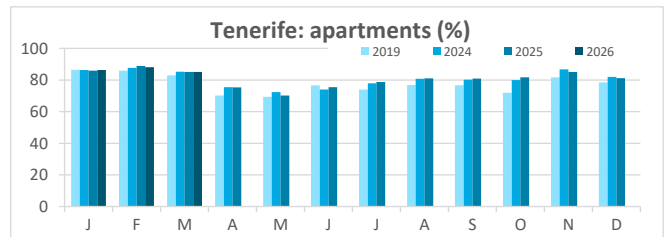
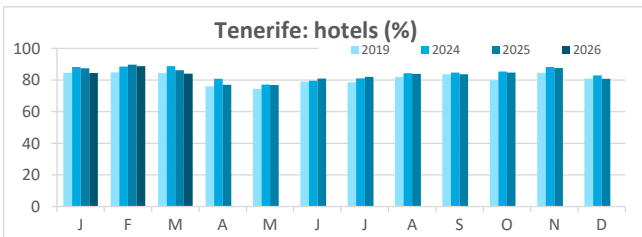
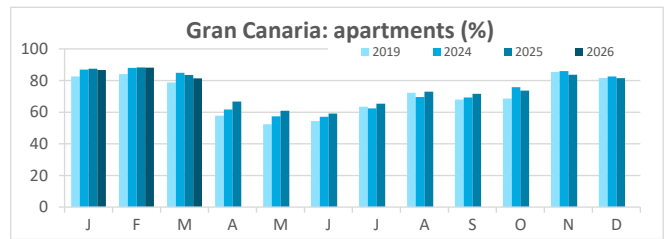
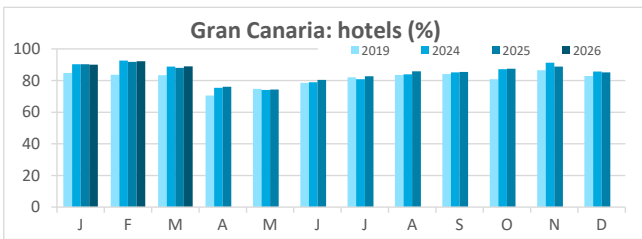
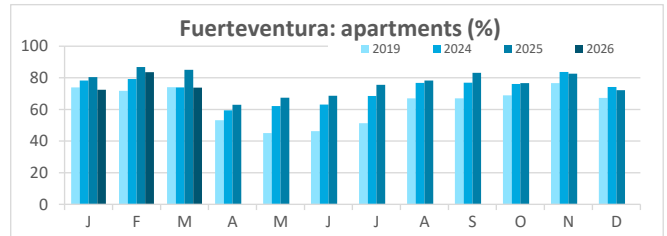
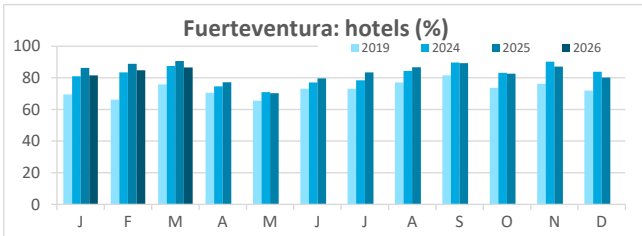
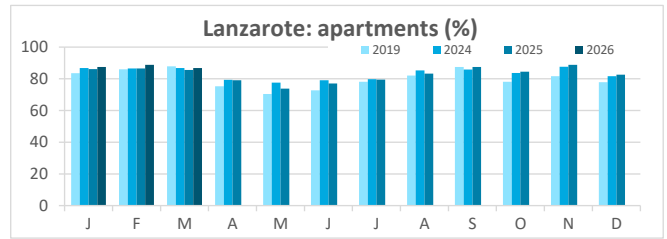
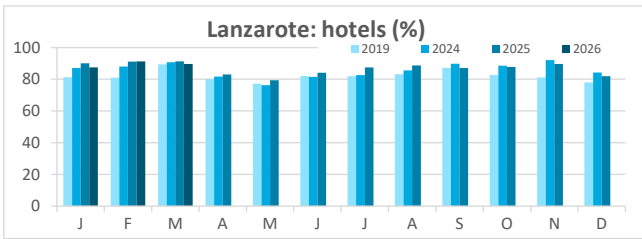


## CANARY ISLANDS: Occupancy rate per room / apartment by accommodation type and category



# Tourist accomodation

## OCCUPANCY RATE



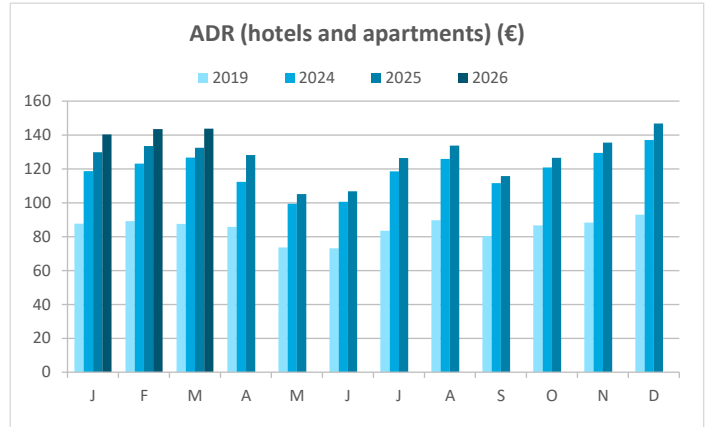
# Tourist accommodation

## ADR (AVERAGE DAILY RATE)



### CANARY ISLANDS: Average daily rate (€)

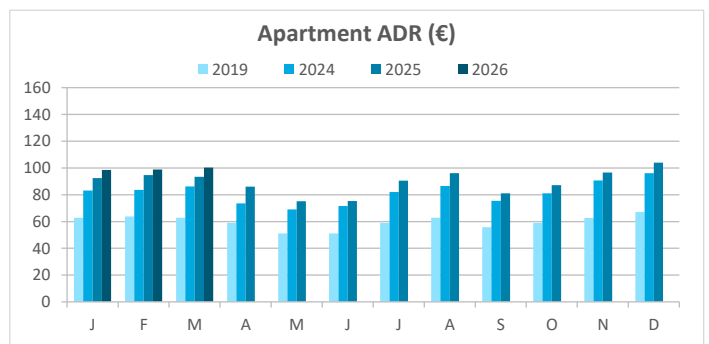
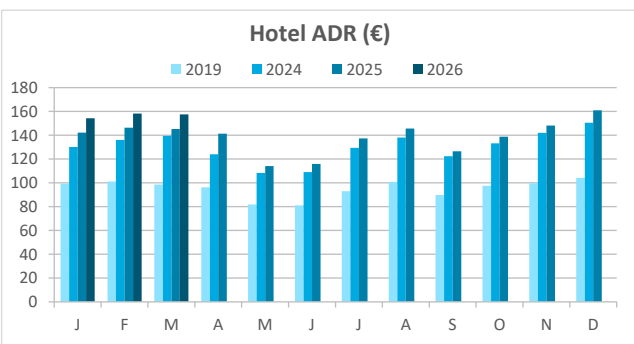
Hotels and apartments					
(€)	2019	2024	2025	2026	Change 26-25 (%)
January	87.73	118.63	129.85	140.30	8.0%
February	89.17	123.15	133.47	143.46	7.5%
March	87.61	126.69	132.44	143.74	8.5%
April	85.74	112.39	128.12	--	--
May	73.68	99.46	105.15	--	--
June	73.10	100.62	106.78	--	--
July	83.53	118.59	126.45	--	--
August	89.76	125.89	133.79	--	--
September	80.28	111.56	115.77	--	--
October	86.63	120.82	126.59	--	--
November	88.34	129.46	135.51	--	--
December	93.04	137.08	146.81	--	--
<b>TOTAL</b>	<b>85.17</b>	<b>119.30</b>	<b>127.26</b>	--	--



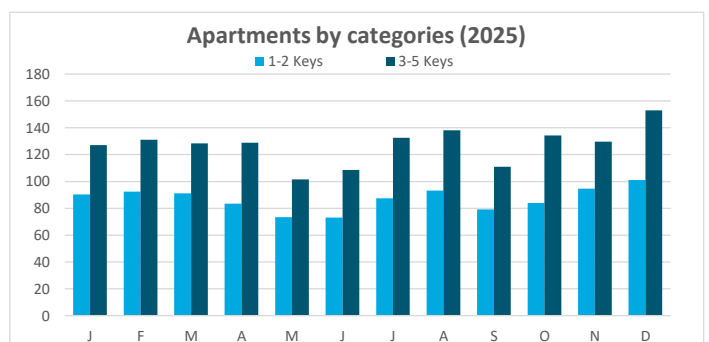
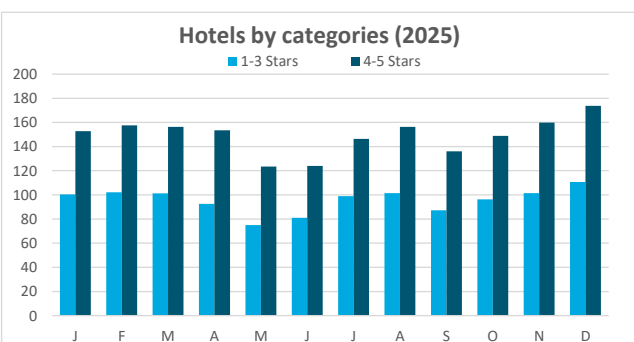
### Breakdown by type of accommodation

Hotels					
(€)	2019	2024	2025	2026	Change 26-25 (%)
January	99.27	130.16	142.14	154.22	8.5%
February	101.13	136.04	146.32	158.20	8.1%
March	98.55	139.44	145.23	157.59	8.5%
April	96.31	123.96	141.27	--	--
May	81.88	108.37	114.11	--	--
June	81.06	108.96	115.80	--	--
July	93.06	129.46	137.26	--	--
August	100.74	137.99	145.56	--	--
September	89.82	122.34	126.54	--	--
October	97.52	133.11	138.82	--	--
November	99.62	142.09	148.20	--	--
December	104.26	150.48	160.97	--	--
<b>TOTAL</b>	<b>95.48</b>	<b>130.79</b>	<b>139.01</b>	--	--

Apartments					
(€)	2019	2024	2025	2026	Change 26-25 (%)
January	62.75	83.17	92.44	98.54	6.6%
February	63.77	83.61	94.65	98.79	4.4%
March	62.82	86.26	93.38	100.32	7.4%
April	58.90	73.47	86.10	--	--
May	51.10	69.04	75.19	--	--
June	51.11	71.67	75.33	--	--
July	59.00	82.06	90.47	--	--
August	62.89	86.54	96.14	--	--
September	55.76	75.39	81.10	--	--
October	59.03	81.07	87.13	--	--
November	62.63	90.65	96.64	--	--
December	67.13	96.14	104.05	--	--
<b>TOTAL</b>	<b>60.22</b>	<b>82.23</b>	<b>90.02</b>	--	--

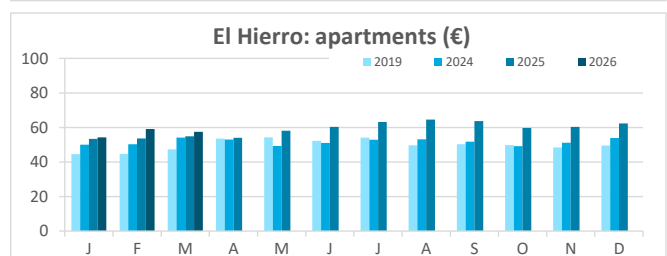
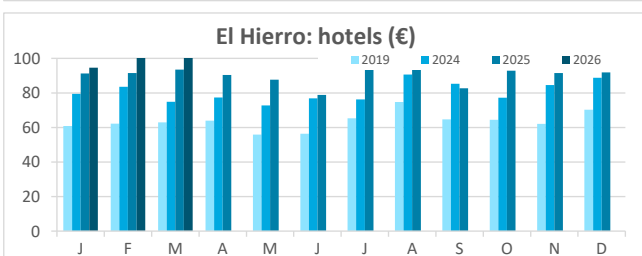
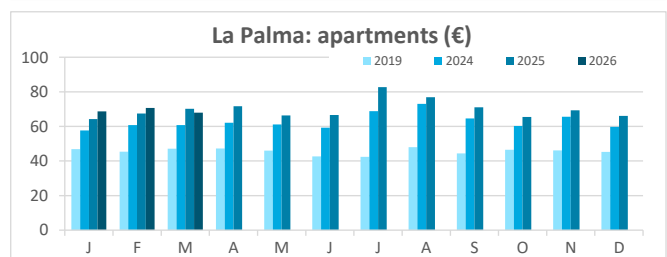
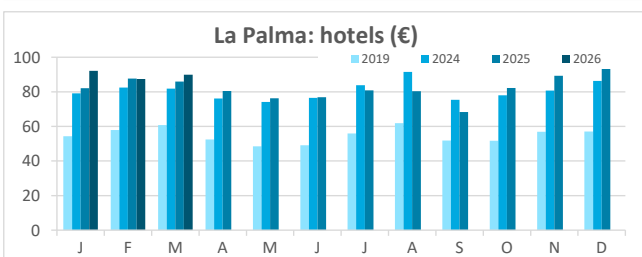
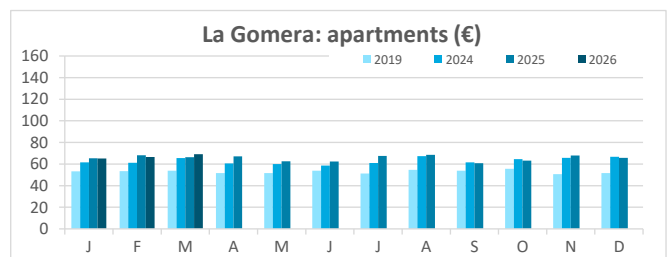
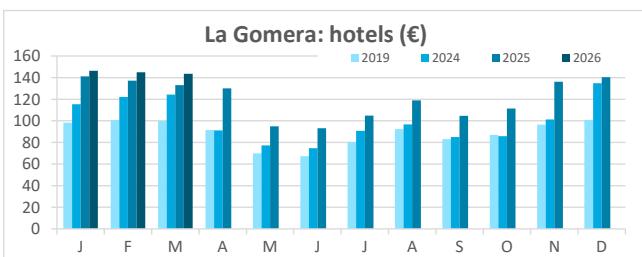
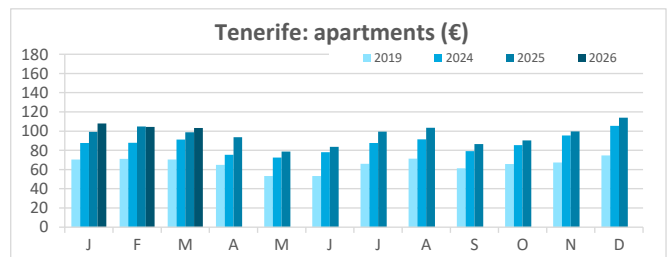
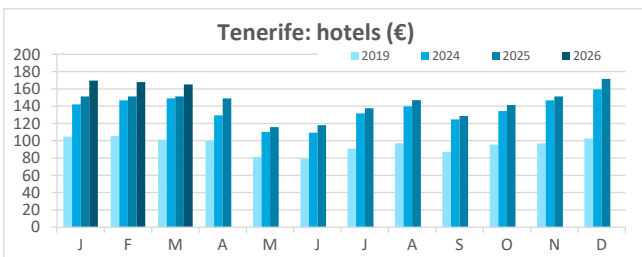
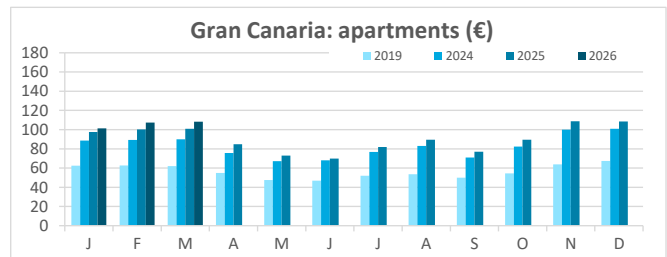
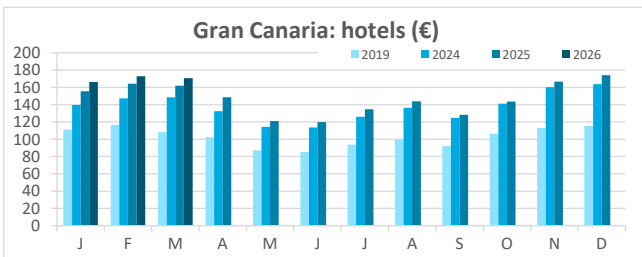
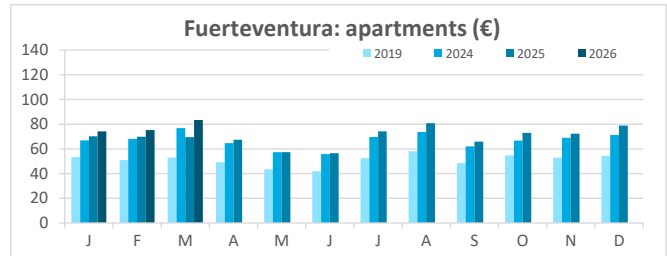
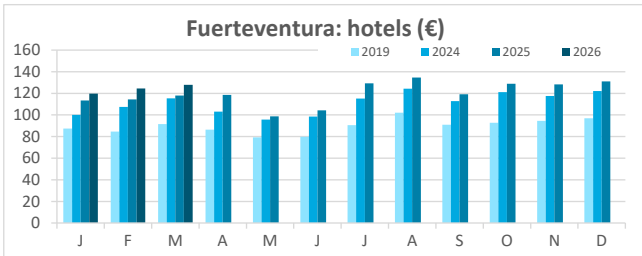
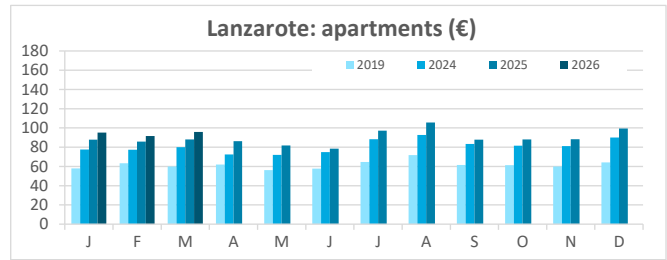
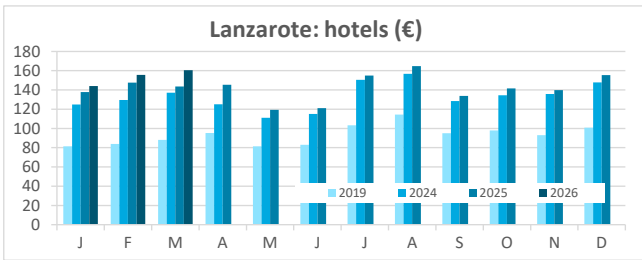


### CANARY ISLANDS: Average daily rate (€) by accommodation type and category



# Tourist accomodation

## ADR (AVERAGE DAILY RATE)



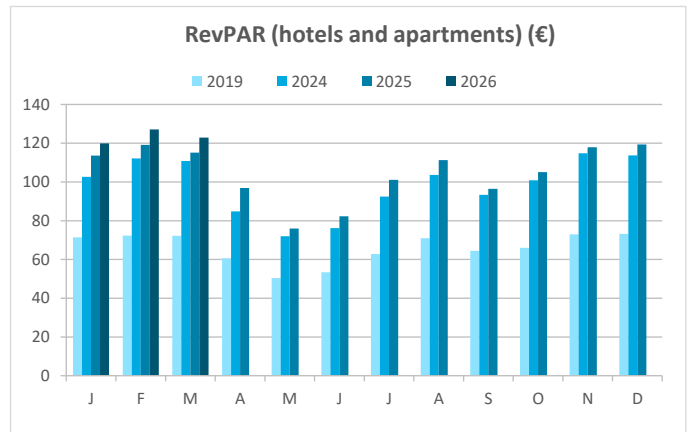
# Tourist accommodation

## REVPAR (REVENUE PER AVAILABLE ROOM)



### CANARY ISLANDS: Revenue per available room (€)

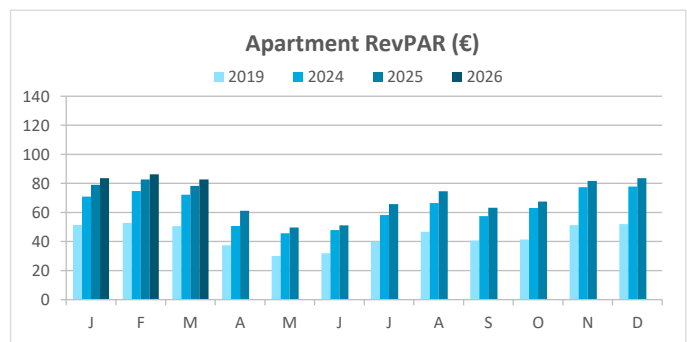
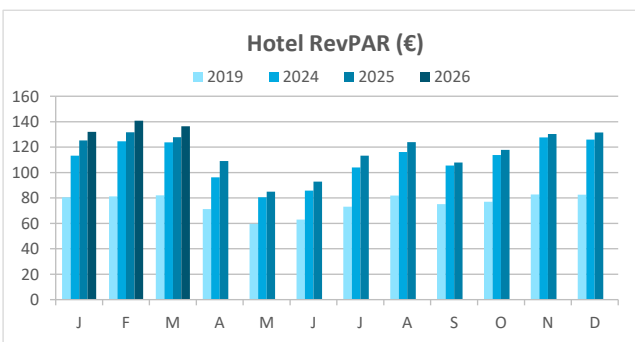
Hotels and apartments					
(€)	2019	2024	2025	2026	Change 26-25 (%)
January	71.43	102.69	113.58	119.90	5.6%
February	72.31	112.12	119.18	127.10	6.6%
March	72.17	110.84	115.16	122.88	6.7%
April	60.62	84.84	96.87	--	--
May	50.45	71.99	75.99	--	--
June	53.34	76.22	82.27	--	--
July	62.76	92.48	101.15	--	--
August	71.02	103.61	111.27	--	--
September	64.44	93.33	96.48	--	--
October	66.01	100.93	105.10	--	--
November	72.99	114.85	117.94	--	--
December	73.22	113.72	119.36	--	--
<b>TOTAL</b>	<b>65.96</b>	<b>98.19</b>	<b>104.63</b>	--	--



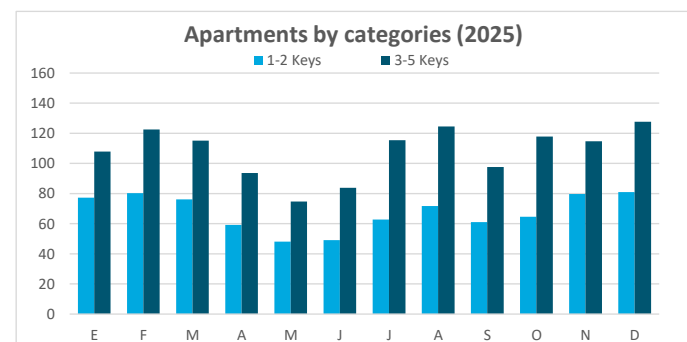
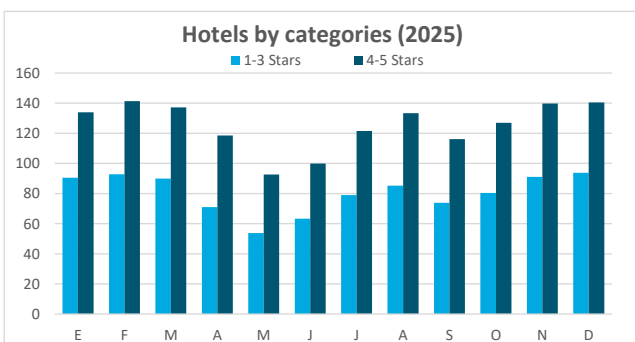
### Breakdown by type of accommodation

Hotels					
(€)	2019	2024	2025	2026	Change 26-25 (%)
January	80.56	113.20	125.29	132.07	5.4%
February	81.28	124.60	131.63	140.80	7.0%
March	82.10	123.75	127.81	136.33	6.7%
April	71.21	96.24	109.03	--	--
May	59.59	80.62	84.89	--	--
June	62.98	85.82	92.83	--	--
July	73.18	103.99	113.19	--	--
August	81.95	116.10	123.82	--	--
September	75.06	105.45	107.80	--	--
October	76.97	113.77	117.84	--	--
November	82.67	127.64	130.25	--	--
December	82.54	125.88	131.42	--	--
<b>TOTAL</b>	<b>75.91</b>	<b>109.80</b>	<b>116.42</b>	--	--

Apartments					
(€)	2019	2024	2025	2026	Change 26-25 (%)
January	51.47	70.98	79.02	83.68	5.9%
February	52.72	74.74	82.69	86.30	4.4%
March	50.47	72.23	78.35	82.71	5.6%
April	37.47	50.73	61.11	--	--
May	30.09	45.74	49.62	--	--
June	31.94	47.92	51.10	--	--
July	39.78	58.27	65.79	--	--
August	46.64	66.51	74.64	--	--
September	40.62	57.41	63.17	--	--
October	41.34	63.13	67.53	--	--
November	51.22	77.47	81.67	--	--
December	52.09	77.79	83.54	--	--
<b>TOTAL</b>	<b>43.88</b>	<b>63.65</b>	<b>69.95</b>	--	--

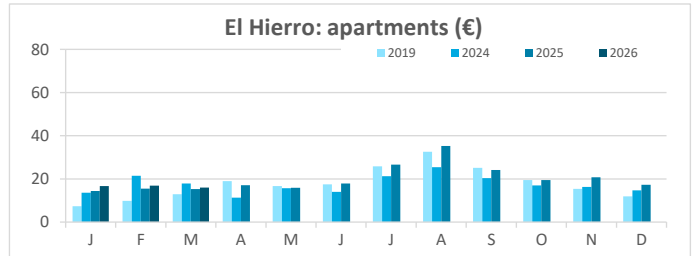
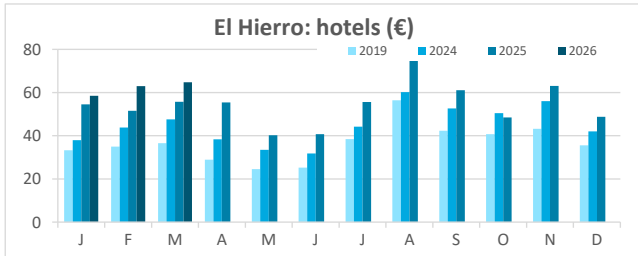
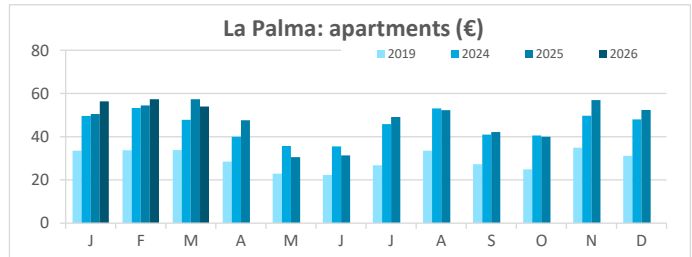
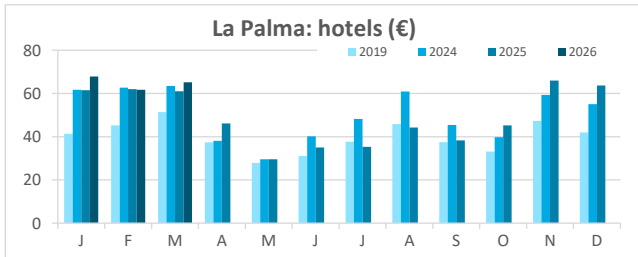
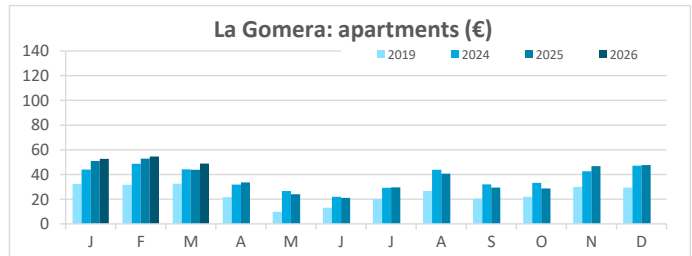
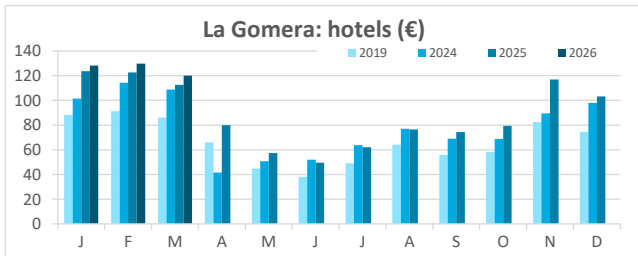
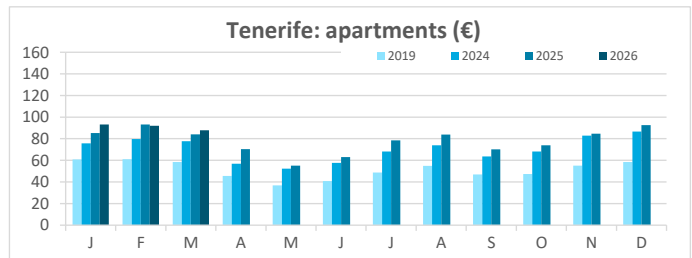
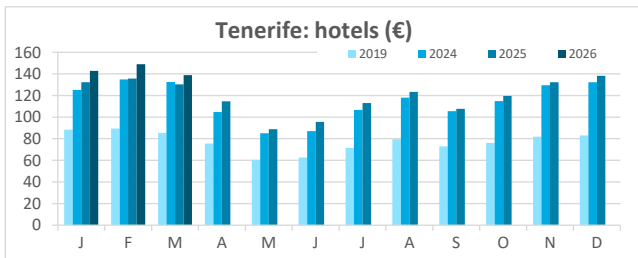
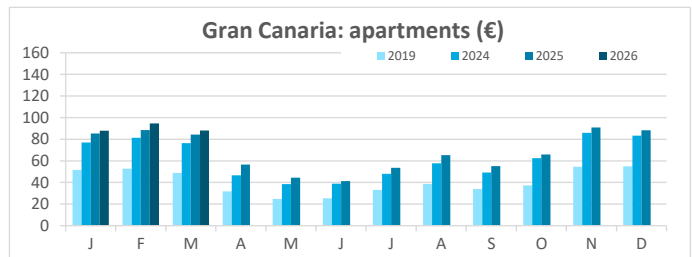
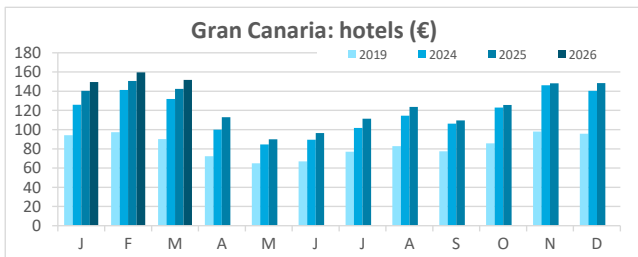
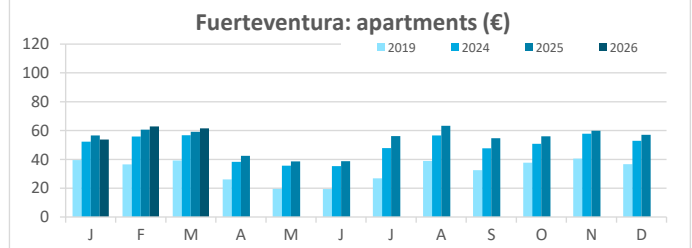
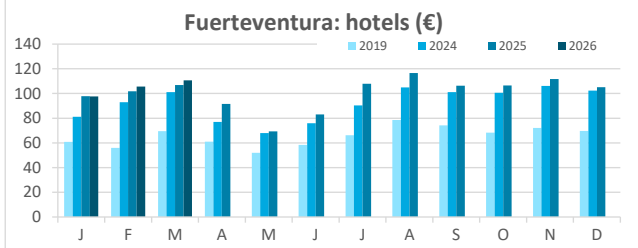
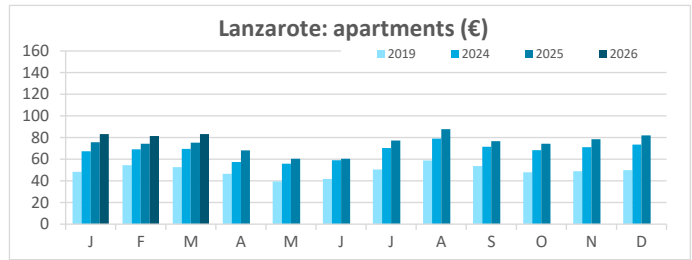
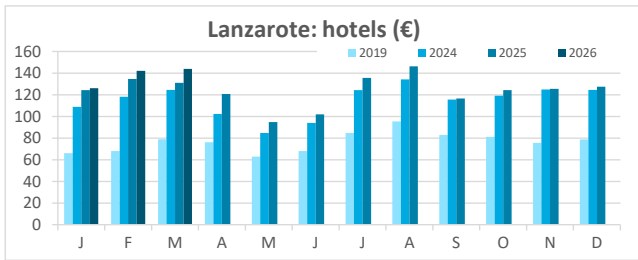


### CANARY ISLANDS: Revenue per available room (€) by accommodation type and category



# Tourist accommodation

## REVPAR (REVENUE PER AVAILABLE ROOM)



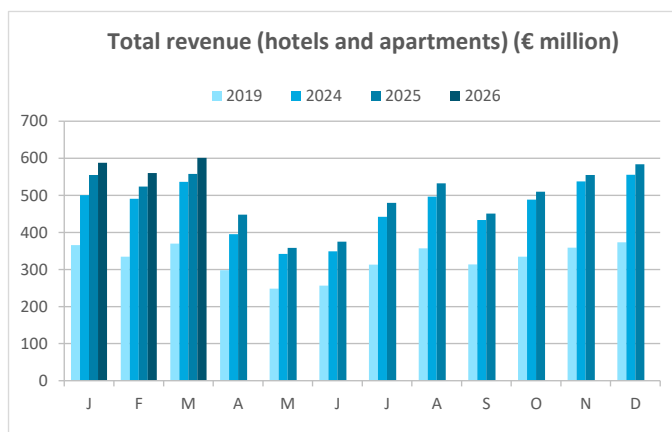
# Tourist accommodation

## TOTAL REVENUE (€ million)



### CANARY ISLANDS: Total revenue (€ million)

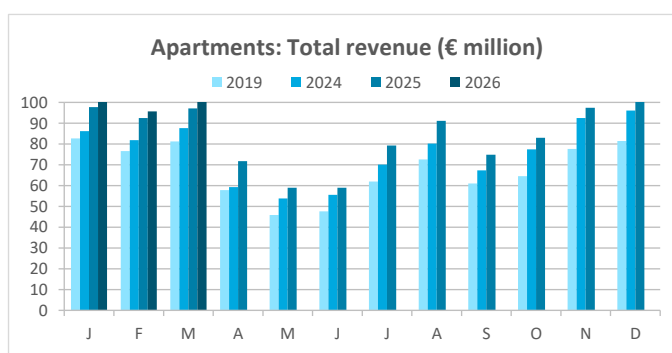
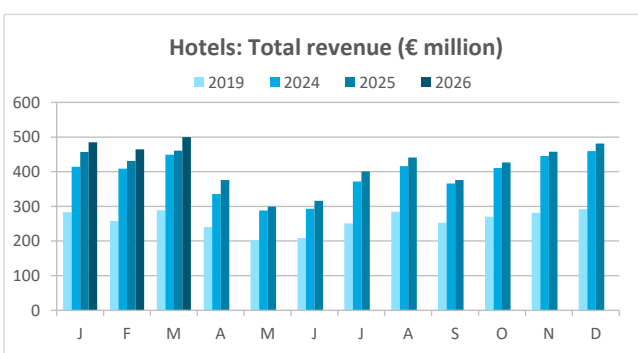
Hotels and apartments					
(€ million)	2019	2024	2025	2026	Change 26-25 (%)
January	366	501	555	588	5.9%
February	334	491	524	560	7.0%
March	370	537	558	601	7.7%
April	298	395	448	--	--
May	248	342	358	--	--
June	256	349	375	--	--
July	313	442	480	--	--
August	357	496	532	--	--
September	314	433	451	--	--
October	335	488	510	--	--
November	359	538	555	--	--
December	373	556	584	--	--
<b>TOTAL</b>	<b>3,924</b>	<b>5,567</b>	<b>5,929</b>	--	--



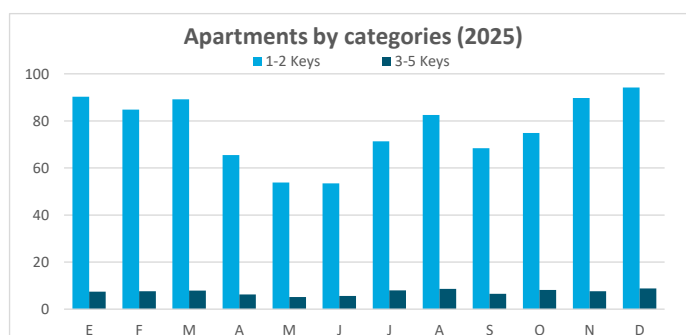
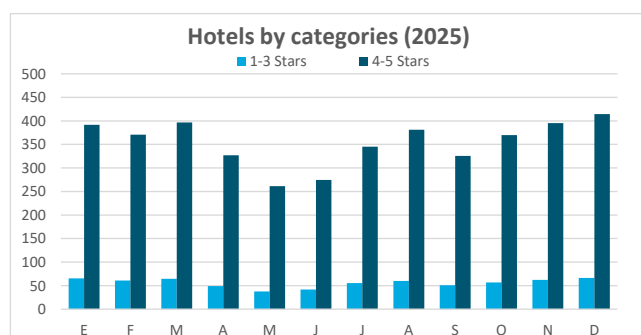
### Desglose según tipo de establecimiento

Hotels					
(€ million)	2019	2024	2025	2026	Change 26-25 (%)
January	283	415	457	485	6.0%
February	258	409	431	465	7.7%
March	289	449	461	500	8.4%
April	240	336	376	--	--
May	202	288	299	--	--
June	209	293	316	--	--
July	251	372	400	--	--
August	285	416	441	--	--
September	253	366	376	--	--
October	270	411	427	--	--
November	281	445	458	--	--
December	292	460	481	--	--
<b>TOTAL</b>	<b>3,113</b>	<b>4,659</b>	<b>4,924</b>	--	--

Apartments					
(€ million)	2019	2024	2025	2026	Change 26-25 (%)
January	83	86	98	103	5.6%
February	77	82	92	96	3.5%
March	81	88	97	101	4.5%
April	58	59	72	--	--
May	46	54	59	--	--
June	48	56	59	--	--
July	62	70	79	--	--
August	73	80	91	--	--
September	61	67	75	--	--
October	64	77	83	--	--
November	78	92	97	--	--
December	81	96	103	--	--
<b>TOTAL</b>	<b>811</b>	<b>908</b>	<b>1,006</b>	--	--

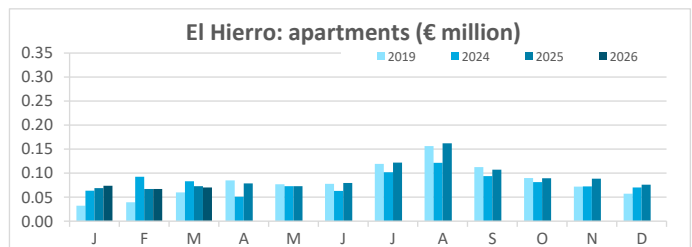
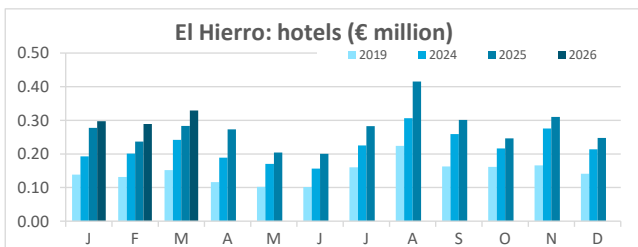
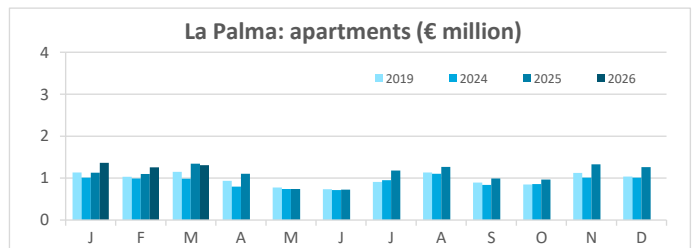
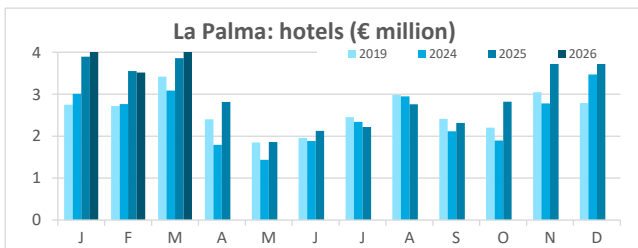
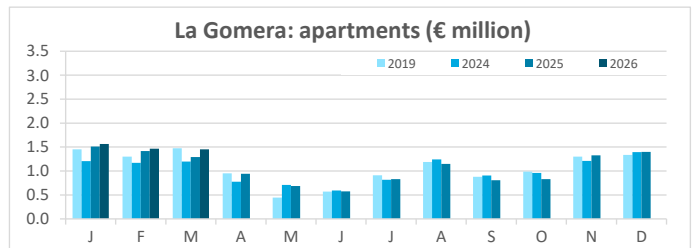
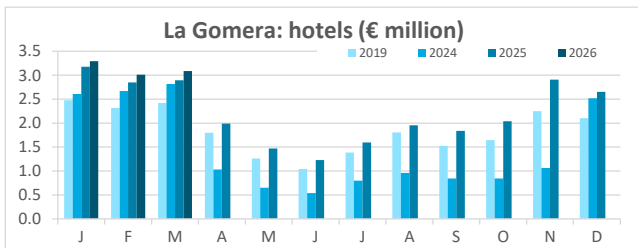
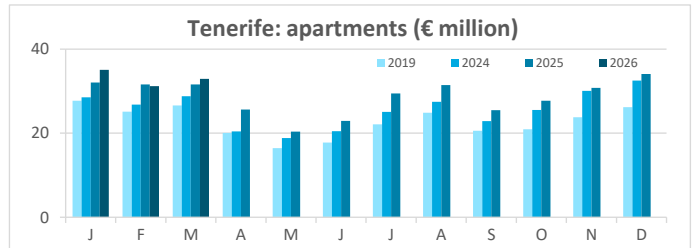
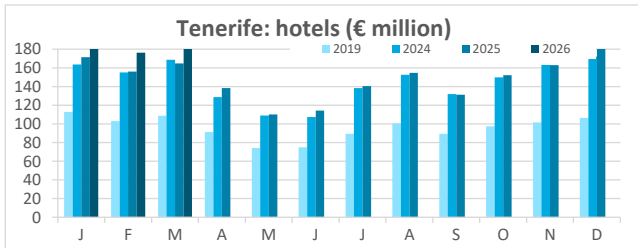
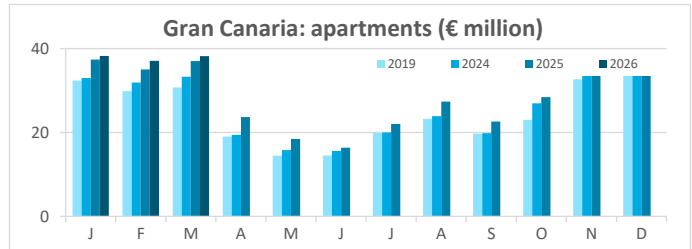
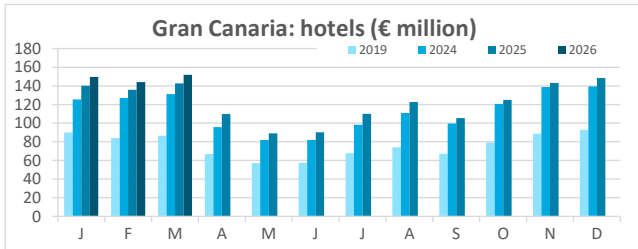
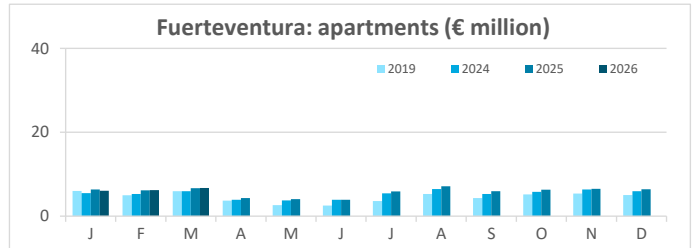
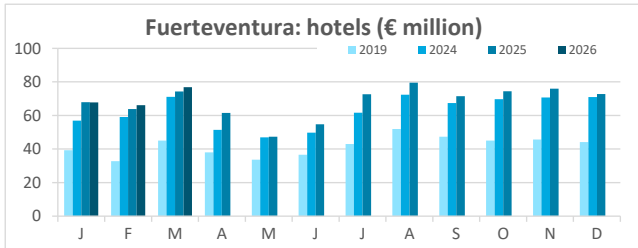
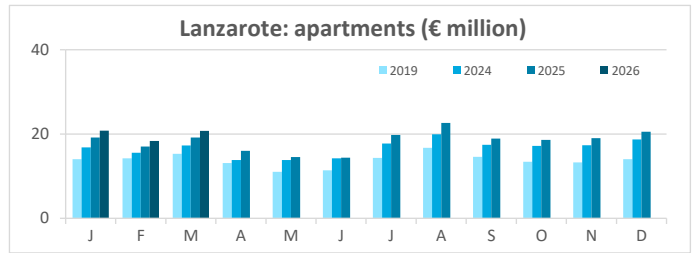
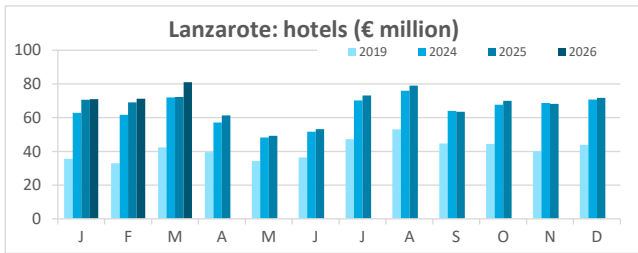


### CANARY ISLANDS: Total revenue (€ million) by accommodation type and category



# Tourist accommodation

## TOTAL REVENUE (€ million)



Source: Encuestas de alojamiento turístico hotelero y extrahotelero (ISTAC).