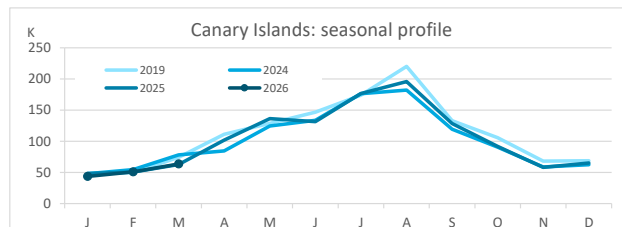
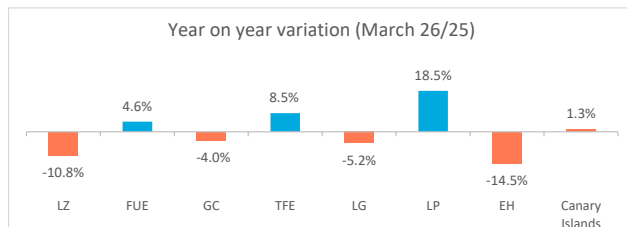


# Domestic tourism March 2026

## Canary Islands residents staying in tourist accommodation by island of stay

	Lanzarote	Fuerteventura	Gran Canaria	Tenerife	La Gomera	La Palma	El Hierro	Canary Islands
March 2025	5,734	4,570	23,374	23,001	2,191	2,645	1,195	62,710
March 2026	5,114	4,780	22,441	24,947	2,078	3,135	1,022	63,517
% residents in the island	15.0%	19.0%	51.8%	58.1%	6.0%	6.9%	1.3%	100%
Change, 26-25	-620	210	-933	1,946	-113	490	-173	807
Change, % 26-25	-10.8%	4.6%	-4.0%	8.5%	-5.2%	18.5%	-14.5%	1.3%



## Canary Islands residents staying in tourist accommodation by island of residence and island of stay

		ISLAND OF STAY							CANARY ISLANDS
		Lanzarote	Fuerteventura	Gran Canaria	Tenerife	La Gomera	La Palma	El Hierro	
ISLAND OF RESIDENCE	Lanzarote	769	392	4,551	464	70	44	5	6,295
	Fuerteventura	889	908	2,469	179	17	47	0	4,509
	Gran Canaria	1,400	2,303	11,635	4,169	153	708	268	20,636
	Tenerife	1,314	817	1,798	14,504	1,658	1,781	558	22,430
	La Gomera	0	12	355	737	125	4	24	1,257
	La Palma	617	266	1,383	4,349	55	215	154	7,039
	El Hierro	125	82	250	545	0	336	13	1,351
	CANARY ISLANDS	5,114	4,780	22,441	24,947	2,078	3,135	1,022	63,517

## Year on year variation (March 26/25)

		ISLAND OF STAY							CANARY ISLANDS
		Lanzarote	Fuerteventura	Gran Canaria	Tenerife	La Gomera	La Palma	El Hierro	
ISLAND OF RESIDENCE	Lanzarote	-52.4%	-19.2%	29.4%	-69.0%	84.2%	-17.0%	-87.5%	-13.2%
	Fuerteventura	72.3%	-16.3%	2.3%	-16.4%	750.0%	104.3%	-100.0%	3.8%
	Gran Canaria	20.2%	61.0%	-1.4%	36.2%	-27.8%	-1.1%	41.8%	11.1%
	Tenerife	-32.9%	3.8%	-20.8%	17.6%	-7.6%	87.1%	-7.6%	8.4%
	La Gomera	-100.0%	500.0%	44.3%	-31.3%	150.0%	-98.5%	-84.6%	-30.7%
	La Palma	49.4%	-65.9%	-50.6%	-1.3%	34.1%	-65.5%	32.8%	-23.3%
	El Hierro	160.4%	-	-24.0%	31.3%	-100.0%	5500.0%	-	58.8%
	CANARY ISLANDS	-10.8%	4.6%	-4.0%	8.5%	-5.2%	18.5%	-14.5%	1.3%

## Canary Islands residents travelling to other islands (residents of each island are excluded)

	Lanzarote	Fuerteventura	Gran Canaria	Tenerife	La Gomera	La Palma	El Hierro	CANARY ISLANDS
Outbound tourism	5,526	3,601	9,001	7,926	1,132	6,824	1,338	35,348
Year on year variation (%)	-1.9%	10.5%	32.9%	-5.3%	-35.9%	-20.3%	57.2%	0.4%
Inbound tourism	4,345	3,872	10,806	10,443	1,953	2,920	1,009	35,348
Year on year variation (%)	5.5%	11.1%	-6.6%	-2.1%	-8.8%	44.4%	-15.6%	0.4%
Net balance	-1,181	271	1,805	2,517	821	-3,904	-329	0

## Distribution by island of residence

		ISLAND OF STAY							CANARY ISLANDS
		Lanzarote	Fuerteventura	Gran Canaria	Tenerife	La Gomera	La Palma	El Hierro	
ISLAND OF RESIDENCE	Lanzarote	15.0%	8.2%	20.3%	1.9%	3.4%	1.4%	0.5%	9.9%
	Fuerteventura	17.4%	19.0%	11.0%	0.7%	0.8%	1.5%	0.0%	7.1%
	Gran Canaria	27.4%	48.2%	51.8%	16.7%	7.4%	22.6%	26.2%	32.5%
	Tenerife	25.7%	17.1%	8.0%	58.1%	79.8%	56.8%	54.6%	35.3%
	La Gomera	0.0%	0.3%	1.6%	3.0%	6.0%	0.1%	2.3%	2.0%
	La Palma	12.1%	5.6%	6.2%	17.4%	2.6%	6.9%	15.1%	11.1%
	El Hierro	2.4%	1.7%	1.1%	2.2%	0.0%	10.7%	1.3%	2.1%
	CANARY ISLANDS	100%	100%	100%	100%	100%	100%	100%	100%

## Distribution by island of stay

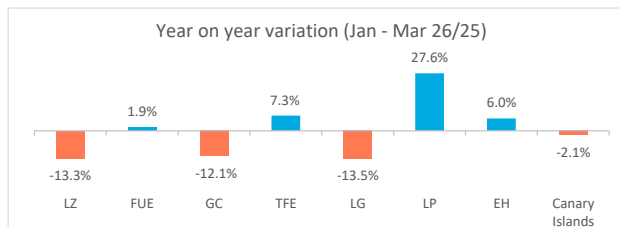
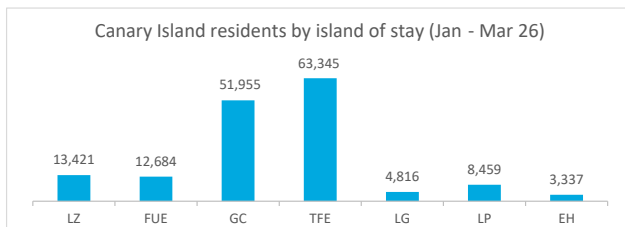
		ISLAND OF STAY							CANARY ISLANDS
		Lanzarote	Fuerteventura	Gran Canaria	Tenerife	La Gomera	La Palma	El Hierro	
ISLAND OF RESIDENCE	Lanzarote	12.2%	6.2%	72.3%	7.4%	1.1%	0.7%	0.1%	100%
	Fuerteventura	19.7%	20.1%	54.8%	4.0%	0.4%	1.0%	0.0%	100%
	Gran Canaria	6.8%	11.2%	56.4%	20.2%	0.7%	3.4%	1.3%	100%
	Tenerife	5.9%	3.6%	8.0%	64.7%	7.4%	7.9%	2.5%	100%
	La Gomera	0.0%	1.0%	28.2%	58.6%	9.9%	0.3%	1.9%	100%
	La Palma	8.8%	3.8%	19.6%	61.8%	0.8%	3.1%	2.2%	100%
	El Hierro	9.3%	6.1%	18.5%	40.3%	0.0%	24.9%	1.0%	100%
	CANARY ISLANDS	8.1%	7.5%	35.3%	39.3%	3.3%	4.9%	1.6%	100%

# Domestic tourism January - March 2026



## Canary Islands residents staying in tourist accommodation by island of stay

	Lanzarote	Fuerteventura	Gran Canaria	Tenerife	La Gomera	La Palma	El Hierro	Canary Islands
Jan-Mar25	15,474	12,451	59,094	59,020	5,569	6,627	3,149	161,384
Jan-Mar26	13,421	12,684	51,955	63,345	4,816	8,459	3,337	158,017
% tourist of the island	24.0%	19.7%	46.2%	53.7%	5.8%	14.2%	4.7%	100%
Change, 26-25	-2,053	233	-7,139	4,325	-753	1,832	188	-3,367
Change, % 26-25	-13.3%	1.9%	-12.1%	7.3%	-13.5%	27.6%	6.0%	-2.1%



## Canary Islands residents staying in tourist accommodation by island of residence and island of stay

ISLAND OF RESIDENCE	ISLAND OF STAY								CANARY ISLANDS
	Lanzarote	Fuerteventura	Gran Canaria	Tenerife	La Gomera	La Palma	El Hierro		
Lanzarote	3,218	916	10,950	2,328	108	79	45		17,644
Fuerteventura	1,678	2,501	5,963	1,554	136	127	23		11,982
Gran Canaria	3,383	5,791	23,987	8,565	272	2,331	663		44,992
Tenerife	3,410	2,193	4,130	34,019	3,905	4,308	1,955		53,920
La Gomera	30	30	1,410	2,122	281	76	208		4,157
La Palma	1,562	1,138	5,170	12,528	98	1,197	287		21,980
El Hierro	140	115	345	2,229	16	341	156		3,342
CANARY ISLANDS	13,421	12,684	51,955	63,345	4,816	8,459	3,337		158,017

## Year on year variation: January - March 2026/2025

ISLAND OF RESIDENCE	ISLAND OF STAY								CANARY ISLANDS
	Lanzarote	Fuerteventura	Gran Canaria	Tenerife	La Gomera	La Palma	El Hierro		
Lanzarote	-14.2%	-33.2%	34.9%	-25.8%	74.2%	-40.6%	-49.4%		5.9%
Fuerteventura	3.2%	-23.5%	10.5%	-43.8%	6700.0%	-40.4%	-88.4%		-11.1%
Gran Canaria	-11.3%	31.7%	-17.2%	19.9%	-42.0%	57.7%	33.1%		-3.8%
Tenerife	-32.0%	3.6%	-49.9%	10.8%	-16.3%	65.6%	23.7%		-1.8%
La Gomera	87.5%	275.0%	60.4%	11.7%	181.0%	-87.4%	-50.1%		6.0%
La Palma	57.5%	-11.6%	-23.1%	8.5%	4.3%	-5.2%	-10.3%		-1.1%
El Hierro	-46.4%	-	-54.1%	22.5%	-91.1%	1.2%	231.9%		-1.6%
CANARY ISLANDS	-13.3%	1.9%	-12.1%	7.3%	-13.5%	27.6%	6.0%		-2.1%

## Canary Islands residents travelling to other islands (residents of each island are excluded)

	Lanzarote	Fuerteventura	Gran Canaria	Tenerife	La Gomera	La Palma	El Hierro	Canary Islands
Outbound tourism	14,426	9,481	21,005	19,901	3,876	20,783	3,186	92,658
Year on year variation (%)	11.7%	-7.0%	18.0%	-17.8%	1.4%	-0.8%	-4.8%	-0.6%
Inbound tourism	10,203	10,183	27,968	29,326	4,535	7,262	3,181	92,658
Year on year variation (%)	-13.0%	10.9%	-7.1%	3.6%	-17.1%	35.4%	2.5%	-0.6%
Net balance	-4,223	702	6,963	9,425	659	-13,521	-5	0

## Distribution by island of residence

ISLAND OF RESIDENCE	ISLAND OF STAY								CANARY ISLANDS
	Lanzarote	Fuerteventura	Gran Canaria	Tenerife	La Gomera	La Palma	El Hierro		
Lanzarote	24.0%	7.2%	21.1%	3.7%	2.2%	0.9%	1.3%		11.2%
Fuerteventura	12.5%	19.7%	11.5%	2.5%	2.8%	1.5%	0.7%		7.6%
Gran Canaria	25.2%	45.7%	46.2%	13.5%	5.6%	27.6%	19.9%		28.5%
Tenerife	25.4%	17.3%	7.9%	53.7%	81.1%	50.9%	58.6%		34.1%
La Gomera	0.2%	0.2%	2.7%	3.3%	5.8%	0.9%	6.2%		2.6%
La Palma	11.6%	9.0%	10.0%	19.8%	2.0%	14.2%	8.6%		13.9%
El Hierro	1.0%	0.9%	0.7%	3.5%	0.3%	4.0%	4.7%		2.1%
CANARY ISLANDS	100%	100%	100%	100%	100%	100%	100%		100%

## Distribution by island of stay

ISLAND OF RESIDENCE	ISLAND OF STAY								CANARY ISLANDS
	Lanzarote	Fuerteventura	Gran Canaria	Tenerife	La Gomera	La Palma	El Hierro		
Lanzarote	18.2%	5.2%	62.1%	13.2%	0.6%	0.4%	0.3%		100%
Fuerteventura	14.0%	20.9%	49.8%	13.0%	1.1%	1.1%	0.2%		100%
Gran Canaria	7.5%	12.9%	53.3%	19.0%	0.6%	5.2%	1.5%		100%
Tenerife	6.3%	4.1%	7.7%	63.1%	7.2%	8.0%	3.6%		100%
La Gomera	0.7%	0.7%	33.9%	51.0%	6.8%	1.8%	5.0%		100%
La Palma	7.1%	5.2%	23.5%	57.0%	0.4%	5.4%	1.3%		100%
El Hierro	4.2%	3.4%	10.3%	66.7%	0.5%	10.2%	4.7%		100%
CANARY ISLANDS	8.5%	8.0%	32.9%	40.1%	3.0%	5.4%	2.1%		100%