

Total tourist arrivals in the Canary Islands (ISTAC)

March 2026



CANARY ISLANDS

	United Kingdom	Germany	Belgium	France	Netherlands	Ireland	Italy	Switzerland	Denmark	Finland	Norway	Sweden	Nordics	Others	International	Mainland	TOTAL
2025	555,257	308,304	45,178	87,787	69,676	77,267	85,348	15,826	41,793	29,905	60,357	49,857	181,912	170,005	1,596,560	134,472	1,731,031
2026	577,201	323,292	36,455	85,535	63,262	81,972	74,856	16,906	40,161	30,640	53,988	49,240	174,029	170,722	1,604,229	125,884	1,730,113
Change	21,944	14,988	-8,723	-2,252	-6,414	4,705	-10,492	1,080	-1,632	735	-6,369	-617	-7,883	717	7,669	-8,588	-918
Change, %	4.0%	4.9%	-19.3%	-2.6%	-9.2%	6.1%	-12.3%	6.8%	-3.9%	2.5%	-10.6%	-1.2%	-4.3%	0.4%	0.5%	-6.4%	-0.1%

LANZAROTE (main + secondary)

	United Kingdom	Germany	Belgium	France	Netherlands	Ireland	Italy	Switzerland	Denmark	Finland	Norway	Sweden	Nordics	Others	International	Mainland	TOTAL
2025	166,598	32,805	5,523	23,879	8,211	32,841	8,280	--	--	--	--	--	8,307	18,387	304,829	20,901	325,730
2026	167,250	36,587	8,225	19,369	9,228	35,140	9,040	--	--	--	--	--	6,921	15,466	307,225	18,238	325,463
Change	652	3,782	2,702	-4,510	1,017	2,299	760	--	--	--	--	--	-1,386	-2,921	2,396	-2,663	-267
Change, %	0.4%	11.5%	48.9%	-18.9%	12.4%	7.0%	9.2%	--	--	--	--	--	-16.7%	-15.9%	0.8%	-12.7%	-0.1%

FUERTEVENTURA (main + secondary)

	United Kingdom	Germany	Belgium	France	Netherlands	Ireland	Italy	Switzerland	Denmark	Finland	Norway	Sweden	Nordics	Others	International	Mainland	TOTAL
2025	87,880	86,295	2,802	14,935	7,639	8,545	14,232	--	--	--	--	--	8,930	27,841	259,094	13,454	272,548
2026	85,679	79,849	7,180	13,081	7,966	7,209	15,025	--	--	--	--	--	9,946	27,536	253,470	16,718	270,188
Change	-2,201	-6,446	4,378	-1,854	327	-1,336	793	--	--	--	--	--	1,016	-305	-5,624	3,264	-2,360
Change, %	-2.5%	-7.5%	156.2%	-12.4%	4.3%	-15.6%	5.6%	--	--	--	--	--	11.4%	-1.1%	-2.2%	24.3%	-0.9%

GRAN CANARIA (main + secondary)

	United Kingdom	Germany	Belgium	France	Netherlands	Ireland	Italy	Switzerland	Denmark	Finland	Norway	Sweden	Nordics	Others	International	Mainland	TOTAL
2025	97,431	110,872	10,002	12,631	27,426	11,470	18,212	--	--	--	--	--	118,957	49,521	456,523	40,375	496,899
2026	98,022	113,568	12,938	15,076	25,530	12,197	14,689	--	--	--	--	--	109,670	52,936	454,625	32,663	487,286
Change	591	2,696	2,936	2,445	-1,896	727	-3,523	--	--	--	--	--	-9,287	3,415	-1,898	-7,712	-9,613
Change, %	0.6%	2.4%	29.4%	19.4%	-6.9%	6.3%	-19.3%	--	--	--	--	--	-7.8%	6.9%	-0.4%	-19.1%	-1.9%

TENERIFE (main + secondary)

	United Kingdom	Germany	Belgium	France	Netherlands	Ireland	Italy	Switzerland	Denmark	Finland	Norway	Sweden	Nordics	Others	International	Mainland	TOTAL
2025	240,233	88,438	27,280	37,364	26,467	25,058	44,554	--	--	--	--	--	45,200	97,790	632,384	59,133	691,516
2026	238,517	104,055	21,756	38,075	21,104	28,386	37,371	--	--	--	--	--	48,937	94,554	632,754	57,966	690,720
Change	-1,716	15,617	-5,524	711	-5,363	3,328	-7,183	--	--	--	--	--	3,737	-3,236	370	-1,167	-796
Change, %	-0.7%	17.7%	-20.2%	1.9%	-20.3%	13.3%	-16.1%	--	--	--	--	--	8.3%	-3.3%	0.1%	-2.0%	-0.1%

LA PALMA (main + secondary)

	United Kingdom	Germany	Belgium	France	Netherlands	Ireland	Italy	Switzerland	Denmark	Finland	Norway	Sweden	Nordics	Others	International	Mainland	TOTAL
2025	9,225	15,354	82	910	789	23	350	--	--	--	--	--	754	3,429	30,915	2,607	33,522
2026	3,669	13,327	4,815	1,834	1,618	257	824	--	--	--	--	--	1,091	2,855	30,290	3,378	33,667
Change	-5,556	-2,027	4,733	924	829	234	474	--	--	--	--	--	337	-574	-625	771	145
Change, %	-60.2%	-13.2%	5772.0%	101.5%	105.1%	1017.4%	135.4%	--	--	--	--	--	44.7%	-16.7%	-2.0%	29.6%	0.4%

Source: Frontur (ISTAC).

Note: on the result of the estimated Canary Islands total arrivals, tourists from La Gomera and El Hierro are included. Main tourists and secondary tourists are taken into account in each island. The sum of the islands does not match the total for the Canary Islands.

Main tourist arrivals in the Canary Islands (ISTAC)

March 2026



CANARY ISLANDS

	United Kingdom	Germany	Belgium	France	Netherlands	Ireland	Italy	Switzerland	Denmark	Finland	Norway	Sweden	Nordics	Others	International	Mainland	TOTAL
2025	555,257	308,304	45,178	87,787	69,676	77,267	85,348	15,826	41,793	29,905	60,357	49,857	181,912	170,005	1,596,560	134,472	1,731,031
2026	577,201	323,292	36,455	85,535	63,262	81,972	74,856	16,906	40,161	30,640	53,988	49,240	174,029	170,722	1,604,229	125,884	1,730,113
Change	21,944	14,988	-8,723	-2,252	-6,414	4,705	-10,492	1,080	-1,632	735	-6,369	-617	-7,883	717	7,669	-8,588	-918
Change, %	4.0%	4.9%	-19.3%	-2.6%	-9.2%	6.1%	-12.3%	6.8%	-3.9%	2.5%	-10.6%	-1.2%	-4.3%	0.4%	0.5%	-6.4%	-0.1%

LANZAROTE

	United Kingdom	Germany	Belgium	France	Netherlands	Ireland	Italy	Switzerland	Denmark	Finland	Norway	Sweden	Nordics	Others	International	Mainland	TOTAL
2025	152,445	27,986	5,446	23,498	8,138	32,433	8,242	-	-	-	-	-	17,412	17,412	283,870	20,443	304,313
2026	162,275	29,821	3,644	19,065	8,487	34,795	8,462	-	-	-	-	-	6,616	13,958	287,122	17,822	304,944
Change	9,830	1,835	-1,802	-4,433	349	2,362	220	--	--	--	--	--	-1,655	-3,454	3,252	-2,621	631
Change, %	6.4%	6.6%	-33.1%	-18.9%	4.3%	7.3%	2.7%	--	--	--	--	--	-20.0%	-19.8%	1.1%	-12.8%	0.2%

FUERTEVENTURA

	United Kingdom	Germany	Belgium	France	Netherlands	Ireland	Italy	Switzerland	Denmark	Finland	Norway	Sweden	Nordics	Others	International	Mainland	TOTAL
2025	78,745	77,975	2,784	14,575	7,345	8,429	14,162	-	-	-	-	-	8,867	26,945	239,825	13,234	253,059
2026	82,407	75,540	2,599	12,912	7,722	6,864	14,949	-	-	-	-	-	9,706	26,593	239,291	16,223	255,514
Change	3,662	-2,435	-185	-1,663	377	-1,565	787	--	--	--	--	--	839	-352	-534	2,989	2,455
Change, %	4.7%	-3.1%	-6.6%	-11.4%	5.1%	-18.6%	5.6%	--	--	--	--	--	9.5%	-1.3%	-0.2%	22.6%	1.0%

GRAN CANARIA

	United Kingdom	Germany	Belgium	France	Netherlands	Ireland	Italy	Switzerland	Denmark	Finland	Norway	Sweden	Nordics	Others	International	Mainland	TOTAL
2025	83,034	106,708	10,002	12,203	27,203	11,319	18,066	-	-	-	-	-	118,375	45,964	432,873	40,074	472,948
2026	93,067	109,655	8,357	15,004	25,401	11,852	14,307	-	-	-	-	-	108,844	52,368	438,855	31,494	470,348
Change	10,033	2,947	-1,645	2,801	-1,802	533	-3,759	--	--	--	--	--	-9,531	6,404	5,982	-8,580	-2,600
Change, %	12.1%	2.8%	-16.4%	23.0%	-6.6%	4.7%	-20.8%	--	--	--	--	--	-8.1%	13.9%	1.4%	-21.4%	-0.5%

TENERIFE

	United Kingdom	Germany	Belgium	France	Netherlands	Ireland	Italy	Switzerland	Denmark	Finland	Norway	Sweden	Nordics	Others	International	Mainland	TOTAL
2025	239,215	83,005	26,898	36,898	26,155	25,058	44,529	-	-	-	-	-	45,132	93,225	620,114	57,575	677,688
2026	237,338	96,533	21,756	37,150	20,460	28,343	36,793	-	-	-	-	-	48,019	92,822	619,213	56,360	675,573
Change	-1,877	13,528	-5,142	252	-5,695	3,285	-7,736	--	--	--	--	--	2,887	-403	-901	-1,215	-2,115
Change, %	-0.8%	16.3%	-19.1%	0.7%	-21.8%	13.1%	-17.4%	--	--	--	--	--	6.4%	-0.4%	-0.1%	-2.1%	-0.3%

LA PALMA

	United Kingdom	Germany	Belgium	France	Netherlands	Ireland	Italy	Switzerland	Denmark	Finland	Norway	Sweden	Nordics	Others	International	Mainland	TOTAL
2025	1,274	11,392	32	505	789	8	350	-	-	-	-	-	640	2,195	17,184	2,523	19,707
2026	1,573	9,920	75	1,381	910	21	246	-	-	-	-	-	592	1,658	16,376	3,200	19,575
Change	299	-1,472	43	876	121	13	-104	--	--	--	--	--	-48	-537	-808	677	-132
Change, %	23.5%	-12.9%	134.4%	173.5%	15.3%	162.5%	-29.7%	--	--	--	--	--	-7.5%	-24.5%	-4.7%	26.8%	-0.7%

Source: Frontur (ISTAC).

Note: on the result of the estimated Canary Islands total arrivals, tourists from La Gomera and El Hierro are included. Only main tourists are taken into account in each island.

Secondary tourist arrivals in the Canary Islands (ISTAC)

March 2026



Observatorio Turístico
de Canarias

LANZAROTE

	United Kingdom	Germany	Belgium	France	Netherlands	Ireland	Italy	Switzerland	Denmark	Finland	Norway	Sweden	<u>Nordics</u>	Others	International	Mainland	TOTAL
2025	14,153	4,819	77	381	73	408	38	0	0	0	0	0	36	975	20,959	458	21,417
2026	4,975	6,766	4,581	304	741	345	578	0	0	0	0	0	305	1,508	20,103	416	20,519
Change	-9,178	1,947	4,504	-77	668	-63	540	--	--	--	--	--	269	533	-856	-42	-898
Change, %	-64.8%	40.4%	5849.4%	-20.2%	915.1%	-15.4%	1421.1%	--	--	--	--	--	747.2%	54.7%	-4.1%	-9.2%	-4.2%

FUERTEVENTURA

	United Kingdom	Germany	Belgium	France	Netherlands	Ireland	Italy	Switzerland	Denmark	Finland	Norway	Sweden	<u>Nordics</u>	Others	International	Mainland	TOTAL
2025	9,135	8,320	18	360	294	116	70	0	0	0	0	0	63	896	19,269	220	19,489
2026	3,272	4,309	4,581	169	244	345	76	0	0	0	0	0	240	943	14,179	495	14,674
Change	-5,863	-4,011	4,563	-191	-50	229	6	--	--	--	--	--	177	47	-5,090	275	-4,815
Change, %	-64.2%	-48.2%	25350.0%	-53.1%	-17.0%	197.4%	8.6%	--	--	--	--	--	281.0%	5.2%	-26.4%	125.0%	-24.7%

GRAN CANARIA

	United Kingdom	Germany	Belgium	France	Netherlands	Ireland	Italy	Switzerland	Denmark	Finland	Norway	Sweden	<u>Nordics</u>	Others	International	Mainland	TOTAL
2025	14,397	4,164	0	428	223	151	146	0	0	0	0	0	582	3,557	23,650	301	23,951
2026	4,955	3,913	4,581	72	129	345	382	0	0	0	0	0	826	568	15,770	1,169	16,938
Change	-9,442	-251	4,581	-356	-94	194	236	--	--	--	--	--	244	-2,989	-7,880	868	-7,013
Change, %	-65.6%	-6.0%	--	-83.2%	-42.2%	128.5%	161.6%	--	--	--	--	--	41.9%	-84.0%	-33.3%	288.4%	-29.3%

TENERIFE

	United Kingdom	Germany	Belgium	France	Netherlands	Ireland	Italy	Switzerland	Denmark	Finland	Norway	Sweden	<u>Nordics</u>	Others	International	Mainland	TOTAL
2025	1,018	5,433	382	466	312	0	25	0	0	0	0	0	68	4,565	12,270	1,558	13,828
2026	1,179	7,522	0	925	644	43	578	0	0	0	0	0	918	1,732	13,541	1,606	15,147
Change	161	2,089	-382	459	332	43	553	--	--	--	--	--	850	-2,833	1,271	48	1,319
Change, %	15.8%	38.5%	-100.0%	98.5%	106.4%	--	2212.0%	--	--	--	--	--	1250.0%	-62.1%	10.4%	3.1%	9.5%

LA PALMA

	United Kingdom	Germany	Belgium	France	Netherlands	Ireland	Italy	Switzerland	Denmark	Finland	Norway	Sweden	<u>Nordics</u>	Others	International	Mainland	TOTAL
2025	7,951	3,962	50	405	0	15	0	0	0	0	0	0	114	1,234	13,731	84	13,815
2026	2,096	3,407	4,740	453	708	236	578	0	0	0	0	0	499	1,197	13,914	178	14,092
Change	-5,855	-555	4,690	48	708	221	578	--	--	--	--	--	385	-37	183	94	277
Change, %	-73.6%	-14.0%	9380.0%	11.9%	--	1473.3%	--	--	--	--	--	--	337.7%	-3.0%	1.3%	111.9%	2.0%

Total tourist arrivals in the Canary Islands (ISTAC)

January - March 2026



CANARY ISLANDS

	United Kingdom	Germany	Belgium	France	Netherlands	Ireland	Italy	witzerland	Denmark	Finland	Norway	Sweden	Nordics	Others	International	Mainland	TOTAL
2025	1,537,788	853,592	124,514	249,089	199,944	220,280	233,537	47,645	132,139	98,608	186,811	152,090	569,648	516,994	4,553,031	398,596	4,951,626
2026	1,583,827	862,207	115,728	246,058	188,795	236,016	224,185	50,168	127,965	94,623	177,789	151,285	551,662	546,792	4,605,436	367,144	4,972,580
Change	46,039	8,615	-8,786	-3,031	-11,149	15,736	-9,352	2,523	-4,174	-3,985	-9,022	-805	-17,986	29,798	52,405	-31,452	20,954
Change, %	3.0%	1.0%	-7.1%	-1.2%	-5.6%	7.1%	-4.0%	5.3%	-3.2%	-4.0%	-4.8%	-0.5%	-3.2%	5.8%	1.2%	-7.9%	0.4%

LANZAROTE (main + secondary)

	United Kingdom	Germany	Belgium	France	Netherlands	Ireland	Italy	witzerland	Denmark	Finland	Norway	Sweden	Nordics	Others	International	Mainland	TOTAL
2025	450,794	98,020	14,740	66,733	26,710	94,867	23,627	--	--	--	--	--	28,872	51,456	855,818	59,526	915,344
2026	457,072	114,211	19,657	59,490	25,457	105,197	33,203	--	--	--	--	--	22,246	48,322	884,850	53,089	937,940
Change	6,278	16,191	4,917	-7,243	-1,253	10,330	9,576	--	--	--	--	--	-6,626	-3,134	29,032	-6,437	22,596
Change, %	1.4%	16.5%	33.4%	-10.9%	-4.7%	10.9%	40.5%	--	--	--	--	--	-22.9%	-6.1%	3.4%	-10.8%	2.5%

FUERTEVENTURA (main + secondary)

	United Kingdom	Germany	Belgium	France	Netherlands	Ireland	Italy	witzerland	Denmark	Finland	Norway	Sweden	Nordics	Others	International	Mainland	TOTAL
2025	243,181	236,398	9,562	40,477	27,451	21,326	40,942	--	--	--	--	--	28,686	81,203	729,220	36,827	766,046
2026	235,115	214,898	13,955	37,072	22,428	19,136	46,535	--	--	--	--	--	29,499	88,994	707,628	40,708	748,335
Change	-8,066	-21,500	4,393	-3,405	-5,023	-2,190	5,593	--	--	--	--	--	813	7,791	-21,592	3,881	-17,711
Change, %	-3.3%	-9.1%	45.9%	-8.4%	-18.3%	-10.3%	13.7%	--	--	--	--	--	2.8%	9.6%	-3.0%	10.5%	-2.3%

GRAN CANARIA (main + secondary)

	United Kingdom	Germany	Belgium	France	Netherlands	Ireland	Italy	witzerland	Denmark	Finland	Norway	Sweden	Nordics	Others	International	Mainland	TOTAL
2025	254,699	304,628	28,282	39,998	77,797	35,444	50,508	--	--	--	--	--	368,389	158,254	1,318,002	121,550	1,439,552
2026	278,231	306,328	31,820	44,105	77,870	35,710	47,106	--	--	--	--	--	355,433	161,596	1,338,195	96,948	1,435,142
Change	23,532	1,700	3,538	4,107	73	266	-3,402	--	--	--	--	--	-12,956	3,342	20,193	-24,602	-4,410
Change, %	9.2%	0.6%	12.5%	10.3%	0.1%	0.8%	-6.7%	--	--	--	--	--	-3.5%	2.1%	1.5%	-20.2%	-0.3%

TENERIFE (main + secondary)

	United Kingdom	Germany	Belgium	France	Netherlands	Ireland	Italy	witzerland	Denmark	Finland	Norway	Sweden	Nordics	Others	International	Mainland	TOTAL
2025	687,137	279,170	72,757	105,906	68,498	70,663	122,125	--	--	--	--	--	142,546	292,770	1,841,572	177,185	2,018,756
2026	685,200	289,858	69,214	106,840	64,509	78,395	114,324	--	--	--	--	--	147,979	315,245	1,871,560	170,594	2,042,153
Change	-1,937	10,688	-3,543	934	-3,989	7,732	-7,801	--	--	--	--	--	5,433	22,475	29,988	-6,591	23,397
Change, %	-0.3%	3.8%	-4.9%	0.9%	-5.8%	10.9%	-6.4%	--	--	--	--	--	3.8%	7.7%	1.6%	-3.7%	1.2%

LA PALMA (main + secondary)

	United Kingdom	Germany	Belgium	France	Netherlands	Ireland	Italy	witzerland	Denmark	Finland	Norway	Sweden	Nordics	Others	International	Mainland	TOTAL
2025	22,029	44,759	308	2,164	2,469	1,973	1,354	--	--	--	--	--	3,302	9,689	88,046	8,647	96,693
2026	12,392	57,192	6,907	3,225	4,499	377	2,457	--	--	--	--	--	4,154	11,022	102,224	11,342	113,564
Change	-9,637	12,433	6,599	1,061	2,030	-1,596	1,103	--	--	--	--	--	852	1,333	14,178	2,695	16,871
Change, %	-43.7%	27.8%	2142.5%	49.0%	82.2%	-80.9%	81.5%	--	--	--	--	--	25.8%	13.8%	16.1%	31.2%	17.4%

Source: Frontur (ISTAC).

Note: on the result of the estimated Canary Islands total arrivals, tourists from La Gomera and El Hierro are included. Main tourists and secondary tourists are taken into account in each island. The sum of the islands does not match the total for the Canary Islands.

Main tourist arrivals in the Canary Islands (ISTAC)

January - March 2026



CANARY ISLANDS

	United Kingdom	Germany	Belgium	France	Netherlands	Ireland	Italy	Switzerland	Denmark	Finland	Norway	Sweden	Nordics	Others	International	Mainland	TOTAL
2025	1,537,788	853,592	124,514	249,089	199,944	220,280	233,537	47,645	132,139	98,608	186,811	152,090	569,648	516,994	4,553,031	398,596	4,951,626
2026	1,583,827	862,207	115,728	246,058	188,795	236,016	224,185	50,168	127,965	94,623	177,789	151,285	551,662	546,792	4,605,436	367,144	4,972,580
Change	46,039	8,615	-8,786	-3,031	-11,149	15,736	-9,352	2,523	-4,174	-3,985	-9,022	-805	-17,986	29,798	52,405	-31,452	20,954
Change, %	3.0%	1.0%	-7.1%	-1.2%	-5.6%	7.1%	-4.0%	5.3%	-3.2%	-4.0%	-4.8%	-0.5%	-3.2%	5.8%	1.2%	-7.9%	0.4%

LANZAROTE

	United Kingdom	Germany	Belgium	France	Netherlands	Ireland	Italy	Switzerland	Denmark	Finland	Norway	Sweden	Nordics	Others	International	Mainland	TOTAL
2025	414,363	75,264	14,435	65,647	26,429	93,369	22,060	-	-	-	-	-	28,498	46,947	787,010	58,268	845,278
2026	426,369	82,168	13,213	58,668	23,779	104,366	26,920	-	-	-	-	-	21,012	40,912	797,403	51,750	849,154
Change	12,006	6,904	-1,222	-6,979	-2,650	10,997	4,860	--	--	--	--	--	-7,486	-6,035	10,393	-6,518	3,876
Change, %	2.9%	9.2%	-8.5%	-10.6%	-10.0%	11.8%	22.0%	--	--	--	--	--	-26.3%	-12.9%	1.3%	-11.2%	0.5%

FUERTEVENTURA

	United Kingdom	Germany	Belgium	France	Netherlands	Ireland	Italy	Switzerland	Denmark	Finland	Norway	Sweden	Nordics	Others	International	Mainland	TOTAL
2025	216,267	202,461	9,477	39,414	26,958	20,708	40,148	-	-	-	-	-	28,398	77,065	660,894	36,296	697,190
2026	220,998	194,950	7,779	36,489	21,577	18,197	41,691	-	-	-	-	-	28,460	83,831	653,969	39,912	693,881
Change	4,731	-7,511	-1,698	-2,925	-5,381	-2,511	1,543	--	--	--	--	--	62	6,766	-6,925	3,616	-3,309
Change, %	2.2%	-3.7%	-17.9%	-7.4%	-20.0%	-12.1%	3.8%	--	--	--	--	--	0.2%	8.8%	-1.0%	10.0%	-0.5%

GRAN CANARIA

	United Kingdom	Germany	Belgium	France	Netherlands	Ireland	Italy	Switzerland	Denmark	Finland	Norway	Sweden	Nordics	Others	International	Mainland	TOTAL
2025	220,882	280,931	28,066	38,905	77,519	34,276	49,815	-	-	-	-	-	367,088	151,340	1,248,821	120,301	1,369,123
2026	248,205	293,756	25,622	43,288	25,622	35,008	45,920	-	-	-	-	-	353,500	157,177	1,279,446	94,959	1,374,405
Change	27,323	12,825	-2,444	4,383	-547	732	-3,895	--	--	--	--	--	-13,588	5,837	30,625	-25,342	5,282
Change, %	12.4%	4.6%	-8.7%	11.3%	-0.7%	2.1%	-7.8%	--	--	--	--	--	-3.7%	3.9%	2.5%	-21.1%	0.4%

TENERIFE

	United Kingdom	Germany	Belgium	France	Netherlands	Ireland	Italy	Switzerland	Denmark	Finland	Norway	Sweden	Nordics	Others	International	Mainland	TOTAL
2025	680,822	258,050	72,007	104,130	66,436	69,937	120,569	-	-	-	-	-	141,536	282,553	1,796,039	173,365	1,969,403
2026	682,478	256,979	68,640	105,016	62,596	78,223	108,579	-	-	-	-	-	145,015	307,778	1,815,303	167,281	1,982,583
Change	1,656	-1,071	-3,367	886	-3,840	8,286	-11,990	--	--	--	--	--	3,479	25,225	19,264	-6,084	13,180
Change, %	0.2%	-0.4%	-4.7%	0.9%	-5.8%	11.8%	-9.9%	--	--	--	--	--	2.5%	8.9%	1.1%	-3.5%	0.7%

LA PALMA

	United Kingdom	Germany	Belgium	France	Netherlands	Ireland	Italy	Switzerland	Denmark	Finland	Norway	Sweden	Nordics	Others	International	Mainland	TOTAL
2025	3,574	31,214	242	748	2,321	1,744	729	-	-	-	-	-	2,649	5,852	49,073	8,245	57,317
2026	4,529	29,874	321	2,406	3,239	26	741	-	-	-	-	-	2,771	5,937	49,843	10,778	60,620
Change	955	-1,340	79	1,658	918	-1,718	12	--	--	--	--	--	122	85	770	2,533	3,303
Change, %	26.7%	-4.3%	32.6%	221.7%	39.6%	-98.5%	1.6%	--	--	--	--	--	4.6%	1.5%	1.6%	30.7%	5.8%

Source: Frontur (ISTAC).

Note: on the result of the estimated Canary Islands total arrivals, tourists from La Gomera and El Hierro are included. Only main tourists are taken into account in each island.

Secondary tourist arrivals in the Canary Islands (ISTAC)

January - March 2026



LANZAROTE

	United Kingdom	Germany	Belgium	France	Netherlands	Ireland	Italy	Switzerland	Denmark	Finland	Norway	Sweden	Nordics	Others	International	Mainland	TOTAL
2025	36,431	22,756	305	1,086	281	1,498	1,567	0	0	0	0	0	374	4,509	68,808	1,258	70,066
2026	30,703	32,043	6,444	822	1,678	831	6,283	0	0	0	0	0	1,234	7,410	87,447	1,339	88,786
Change	-5,728	9,287	6,139	-264	1,397	-667	4,716	--	--	--	--	--	860	2,901	18,639	81	18,720
Change, %	-15.7%	40.8%	2012.8%	-24.3%	497.2%	-44.5%	301.0%	--	--	--	--	--	229.9%	64.3%	27.1%	6.4%	26.7%

FUERTEVENTURA

	United Kingdom	Germany	Belgium	France	Netherlands	Ireland	Italy	Switzerland	Denmark	Finland	Norway	Sweden	Nordics	Others	International	Mainland	TOTAL
2025	26,914	33,937	85	1,063	493	618	794	0	0	0	0	0	288	4,138	68,326	531	68,856
2026	14,117	19,948	6,176	583	851	939	4,844	0	0	0	0	0	1,039	5,163	53,659	796	54,454
Change	-12,797	-13,989	6,091	-480	358	321	4,050	--	--	--	--	--	751	1,025	-14,667	265	-14,402
Change, %	-47.5%	-41.2%	7165.9%	-45.2%	72.6%	51.9%	510.1%	--	--	--	--	--	260.8%	24.8%	-21.5%	49.9%	-20.9%

GRAN CANARIA

	United Kingdom	Germany	Belgium	France	Netherlands	Ireland	Italy	Switzerland	Denmark	Finland	Norway	Sweden	Nordics	Others	International	Mainland	TOTAL
2025	33,817	23,697	216	1,093	278	1,168	693	0	0	0	0	0	1,301	6,914	69,181	1,249	70,429
2026	30,026	12,572	6,198	817	898	702	1,186	0	0	0	0	0	1,933	4,419	58,749	1,989	60,737
Change	-3,791	-11,125	5,982	-276	620	-466	493	--	--	--	--	--	632	-2,495	-10,432	740	-9,692
Change, %	-11.2%	-46.9%	2769.4%	-25.3%	223.0%	-39.9%	71.1%	--	--	--	--	--	48.6%	-36.1%	-15.1%	59.2%	-13.8%

TENERIFE

	United Kingdom	Germany	Belgium	France	Netherlands	Ireland	Italy	Switzerland	Denmark	Finland	Norway	Sweden	Nordics	Others	International	Mainland	TOTAL
2025	6,315	21,120	750	1,776	2,062	726	1,556	0	0	0	0	0	1,010	10,217	45,533	3,820	49,353
2026	2,722	32,879	574	1,824	1,913	172	5,745	0	0	0	0	0	2,964	7,467	56,257	3,313	59,570
Change	-3,593	11,759	-176	48	-149	-554	4,189	--	--	--	--	--	1,954	-2,750	10,724	-507	10,217
Change, %	-56.9%	55.7%	-23.5%	2.7%	-7.2%	-76.3%	269.2%	--	--	--	--	--	193.5%	-26.9%	23.6%	-13.3%	20.7%

LA PALMA

	United Kingdom	Germany	Belgium	France	Netherlands	Ireland	Italy	Switzerland	Denmark	Finland	Norway	Sweden	Nordics	Others	International	Mainland	TOTAL
2025	18,455	13,545	66	1,416	148	229	625	0	0	0	0	0	653	3,837	38,973	402	39,376
2026	7,863	27,318	6,586	819	1,260	351	1,716	0	0	0	0	0	1,383	5,085	52,381	564	52,944
Change	-10,592	13,773	6,520	-597	1,112	122	1,091	--	--	--	--	--	730	1,248	13,408	162	13,568
Change, %	-57.4%	101.7%	9878.8%	-42.2%	751.4%	53.3%	174.6%	--	--	--	--	--	111.8%	32.5%	34.4%	40.3%	34.5%

International tourist arrivals in Spain (INE)

March 2026



BY COUNTRY OF RESIDENCE

Monthly

	UK	Germany	Belgium	France	Netherlands	Ireland	Italy	Switzerland	Denmark	Finland	Norway	Sweden	Nordics	Russia	Portugal	Austria	Others	INTERNATIONAL
Mar-25	1,240,739	897,683	216,333	764,846	303,563	164,554	438,101	136,136	111,926	62,614	121,857	141,129	437,526	0	221,061	65,972	1,708,398	6,594,912
Mar-26	1,266,813	924,088	193,044	798,671	288,548	194,730	434,119	154,382	113,229	59,323	125,187	140,991	438,730	0	215,525	129,135	1,772,844	6,810,629
Change	26,074	26,405	-23,289	33,825	-15,015	30,176	-3,982	18,246	1,303	-3,291	3,330	-138	1,204	--	-5,536	63,163	64,446	215,717
Change, %	2.1%	2.9%	-10.8%	4.4%	-4.9%	18.3%	-0.9%	13.4%	1.2%	-5.3%	2.7%	-0.1%	0.3%	--	-2.5%	95.7%	3.8%	3.3%

Year-to-date

	UK	Germany	Belgium	France	Netherlands	Ireland	Italy	Switzerland	Denmark	Finland	Norway	Sweden	Nordics	Russia	Portugal	Austria	Others	INTERNATIONAL
Jan-Mar25	3,114,081	2,056,203	528,896	2,129,739	802,461	474,345	1,101,762	357,290	277,154	168,712	324,233	387,224	1,157,323	0	527,952	184,388	4,643,624	17,078,064
Jan-Mar26	3,186,449	2,081,019	509,086	2,003,893	762,150	526,431	1,158,913	363,043	294,483	171,696	328,147	367,921	1,162,247	--	565,677	247,216	4,940,797	17,506,921
Change	72,368	24,816	-19,810	-125,846	-40,311	52,086	57,151	5,753	17,329	2,984	3,914	-19,303	4,924	--	37,725	62,828	297,173	428,857
Change, %	2.3%	1.2%	-3.7%	-5.9%	-5.0%	11.0%	5.2%	1.6%	6.3%	1.8%	1.2%	-5.0%	0.4%	--	7.1%	34.1%	6.4%	2.5%

BY AUTONOMOUS COMMUNITY

Monthly

	Canary Islands	Andalusia	Aragon	Asturias	aric Islands	Cantabria	C y Leon	C La Mancha	Catalonia	encian Region	Extremadura	Galicia	Madrid	Murcia	Navarre	ue Country	La Rioja	SPAIN
Mar-25	1,556,644	1,053,483	74,996	18,603	423,285	24,253	103,401	0	1,372,004	856,060	0	106,506	724,691	70,741	0	137,788	0	6,594,912
Mar-26	1,562,334	1,167,746	31,829	21,916	482,831	19,269	103,226	20,873	1,298,043	932,199	0	113,035	745,295	76,898	0	174,664	0	6,810,629
Change	5,690	114,263	-43,167	3,313	59,546	-4,984	-175	20,873	-73,961	76,139	0	6,529	20,604	6,157	0	36,876	0	215,717
Change, %	0.4%	10.8%	-57.6%	17.8%	14.1%	-20.6%	-0.2%	--	-5.4%	8.9%	--	6.1%	2.8%	8.7%	--	26.8%	--	3.3%

Year-to-date

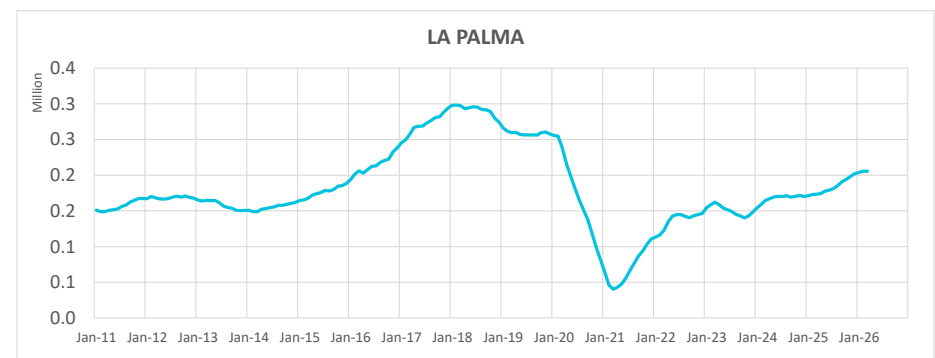
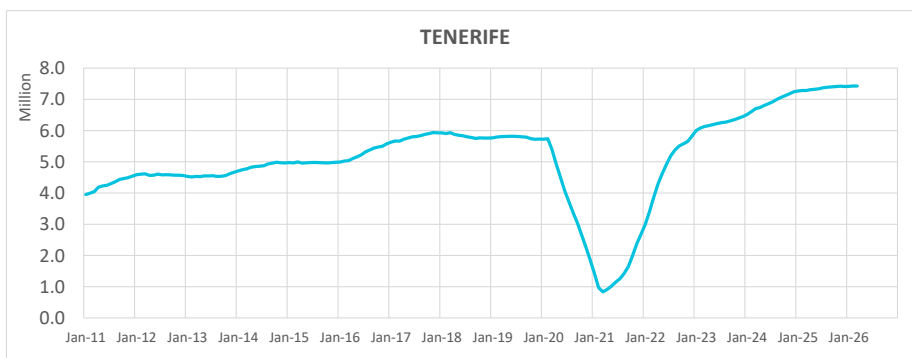
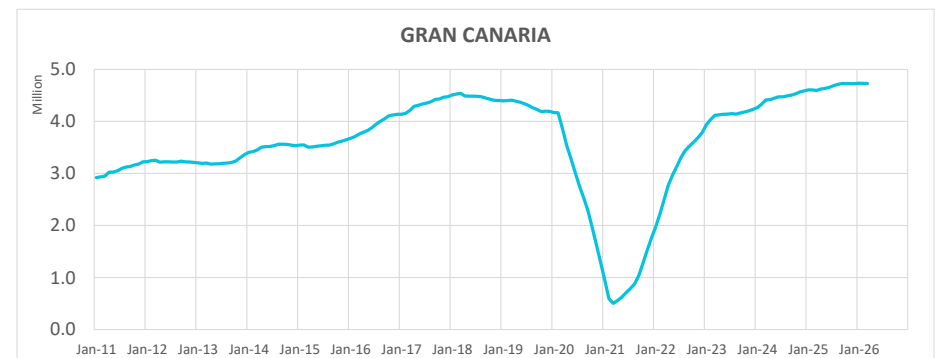
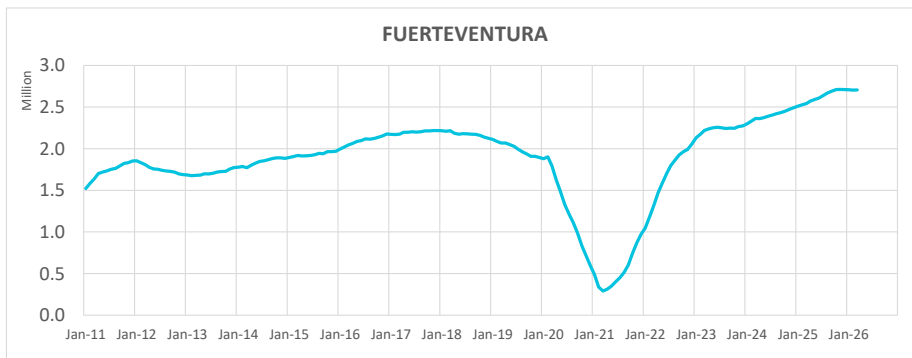
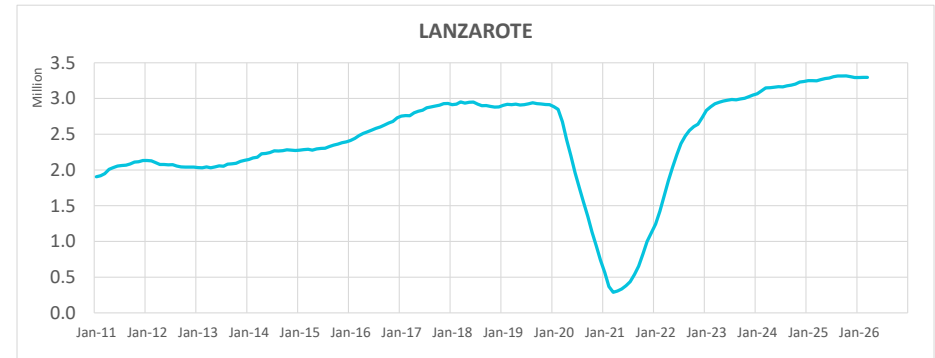
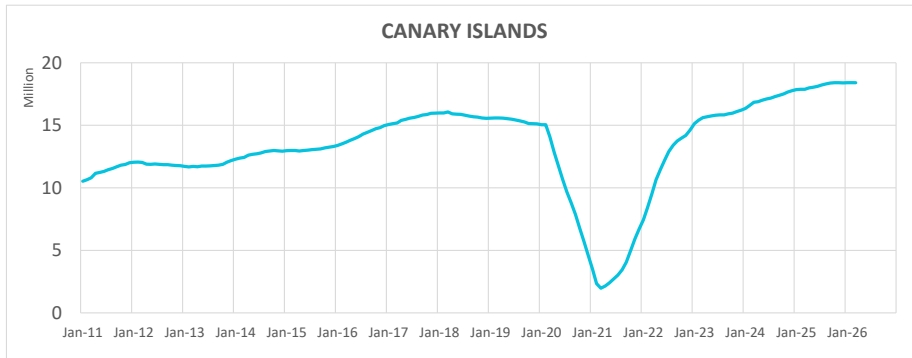
	Canary Islands	Andalusia	Aragon	Asturias	aric Islands	Cantabria	C y Leon	C La Mancha	Catalonia	encian Region	Extremadura	Galicia	Madrid	Murcia	Navarre	ue Country	La Rioja	SPAIN
Jan-Mar25	4,361,990	2,523,406	158,668	38,694	809,263	56,251	265,382	19,739	3,590,966	2,126,349	0	302,047	2,077,007	201,058	0	339,466	0	17,078,064
Jan-Mar26	4,482,498	2,672,644	99,139	40,140	836,545	57,657	261,839	42,862	3,496,324	2,251,284	0	292,367	2,170,667	205,290	0	432,075	0	17,506,921
Change	120,508	149,238	-59,529	1,446	27,282	1,406	-3,543	23,123	-94,642	124,935	0	-9,680	93,660	4,232	0	92,609	0	428,857
Change, %	2.8%	5.9%	-37.5%	3.7%	3.4%	2.5%	-1.3%	117.1%	-2.6%	5.9%	--	-3.2%	4.5%	2.1%	--	27.3%	--	2.5%

Note: Since March 2022, "Russia" is included in Others Source: Frontur (INE)

Main tourist arrivals in the Canary Islands (ISTAC)

March 2026

Tourist arrivals in the Canary Islands (12-month moving sum)



Source: Frontur (ISTAC).

Note: on the result of the estimated Canary Islands total arrivals, tourists from La Gomera and El Hierro are included. Only main tourists are taken into account in each island.

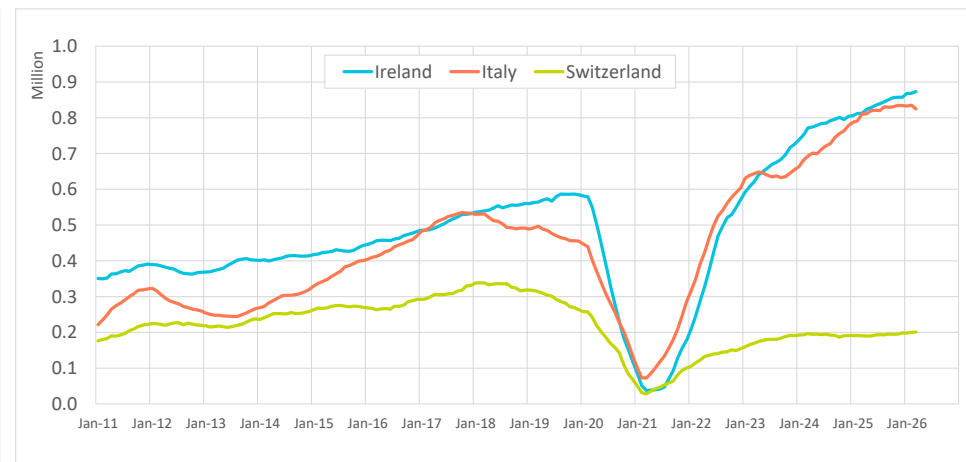
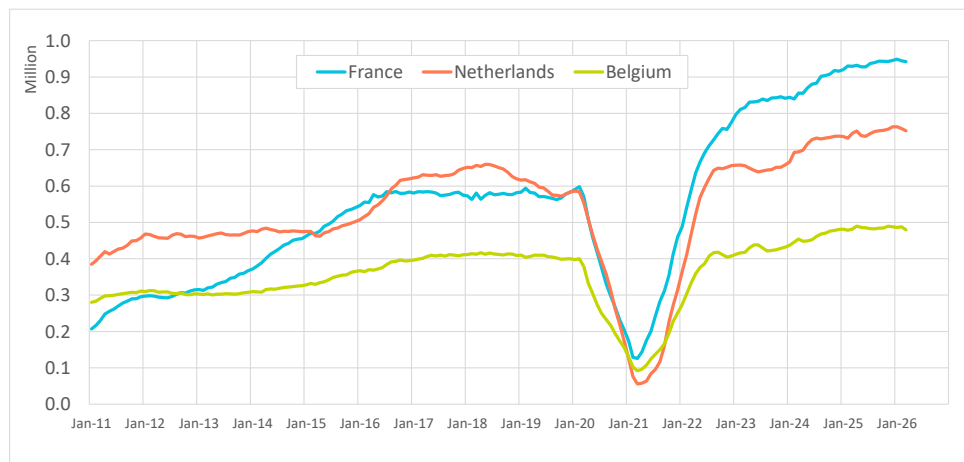
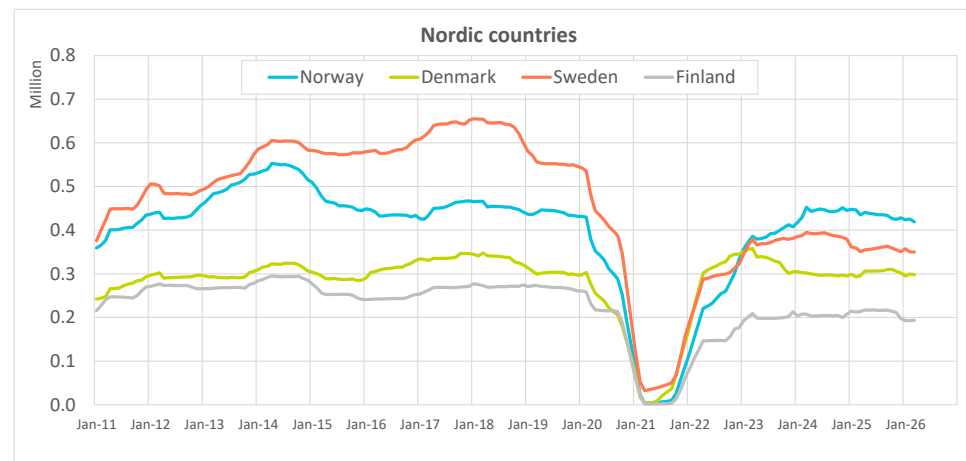
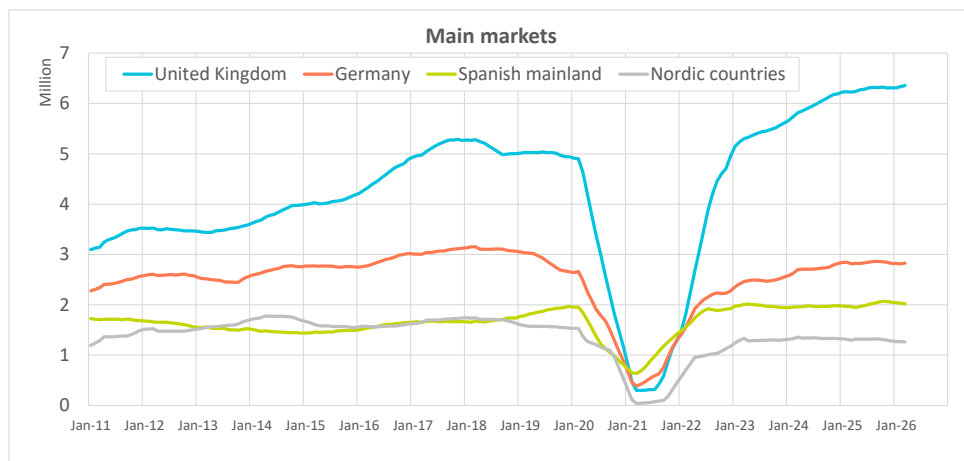
Main tourist arrivals in the Canary Islands (ISTAC)

March 2026



Observatorio Turístico de Canarias

Tourist arrivals in the Canary Islands (12-month moving sum)



Tourist arrivals in the Canary Islands (ISTAC)

March 2026

Number of tourists by holiday package booking and country of residence

March 2026

	Book	Do not book	TOTAL	% Book	% Do not book
International	808,624	795,606	1,604,230	50.4%	49.6%
- Germany	203,188	120,103	323,292	62.8%	37.2%
- Netherlands	32,091	31,171	63,262	50.7%	49.3%
- Ireland	22,726	59,247	81,972	27.7%	72.3%
- Nordics	107,033	66,996	174,029	61.5%	38.5%
- United Kingdom	305,685	271,516	577,201	53.0%	47.0%
- Switzerland	6,249	10,657	16,906	37.0%	63.0%
- Others	131,652	235,916	367,568	35.8%	64.2%
Spanish Mainland	47,874	78,010	125,884	38.0%	62.0%
TOTAL	856,498	873,616	1,730,114	49.5%	50.5%

January - March 2026

	Book	Do not book	TOTAL	% Book	% Do not book
International	--	--	--	--	--
- Germany	--	--	--	--	--
- Netherlands	--	--	--	--	--
- Ireland	--	--	--	--	--
- Nordics	--	--	--	--	--
- United Kingdom	--	--	--	--	--
- Switzerland	--	--	--	--	--
- Others	--	--	--	--	--
Spanish Mainland	--	--	--	--	--
TOTAL	--	--	--	--	--

Share of tourists by accommodation type and country of residence

March 2026

	Hotels and similar	Apartments	Property	Cruise	House of friend or relative	Others
International	61.4%	19.4%	3.1%	4.2%	3.0%	8.8%
- Germany	65.0%	11.4%	4.8%	10.2%	2.5%	6.1%
- Netherlands	59.7%	22.4%	1.8%	2.2%	1.7%	12.1%
- Ireland	50.7%	29.1%	2.1%	1.9%	2.7%	13.6%
- Nordics	63.8%	29.8%	2.3%	0.2%	1.9%	2.1%
- United Kingdom	63.4%	21.5%	2.4%	0.9%	2.3%	9.3%
- Switzerland	66.1%	15.2%	5.3%	1.2%	3.7%	8.4%
- Others	56.4%	15.8%	3.6%	6.8%	5.4%	12.0%
Spanish Mainland	68.9%	9.6%	1.8%	0.8%	10.7%	8.2%
TOTAL	62.0%	18.7%	3.1%	3.9%	3.6%	8.8%

January - March 2026

	Hotels and similar	Apartments	Property	Cruise	House of friend or relative	Others
International	--	--	--	--	--	--
- Germany	--	--	--	--	--	--
- Netherlands	--	--	--	--	--	--
- Ireland	--	--	--	--	--	--
- Nordics	--	--	--	--	--	--
- United Kingdom	--	--	--	--	--	--
- Switzerland	--	--	--	--	--	--
- Others	--	--	--	--	--	--
Spanish Mainland	--	--	--	--	--	--
TOTAL	--	--	--	--	--	--

Source: Frontur (ISTAC).

Note: on the result of the estimated Canary Islands total arrivals, tourists from La Gomera and El Hierro are included.

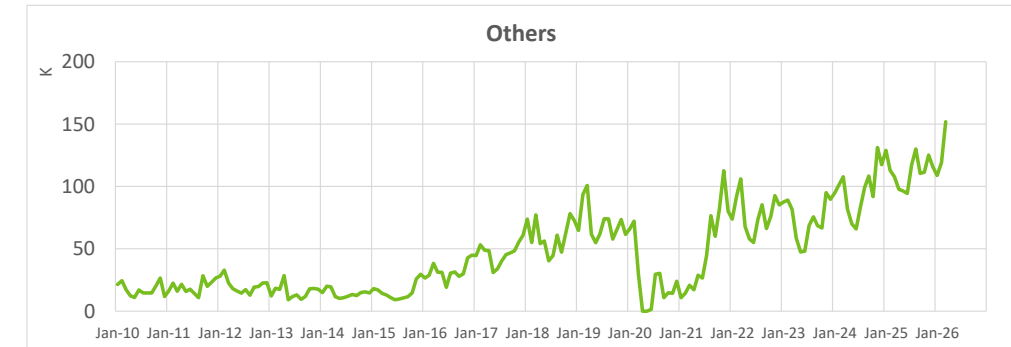
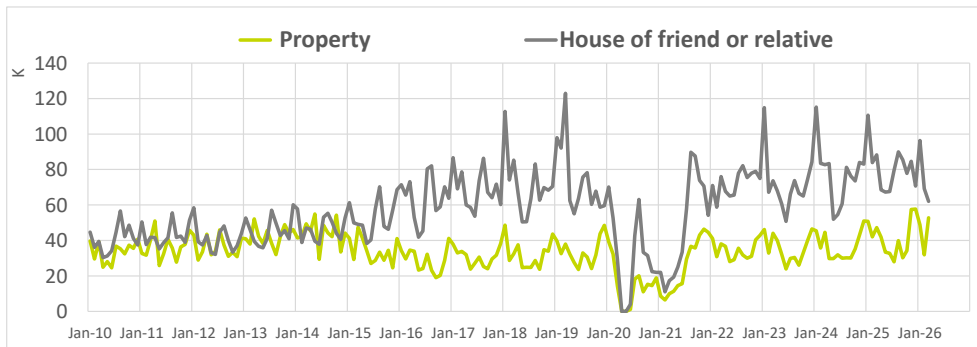
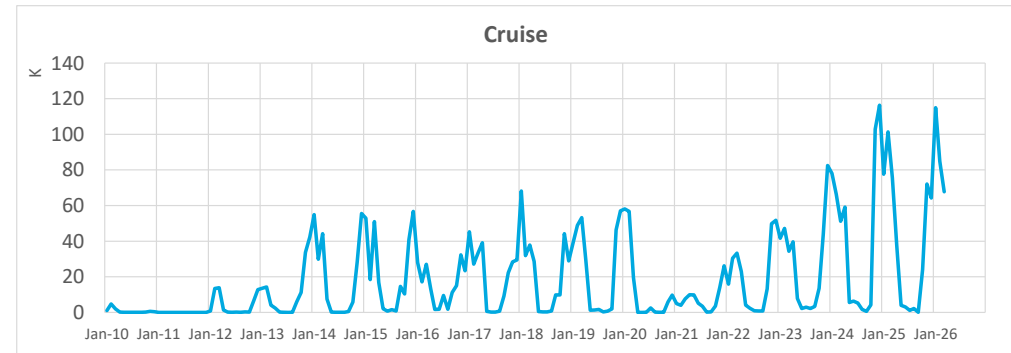
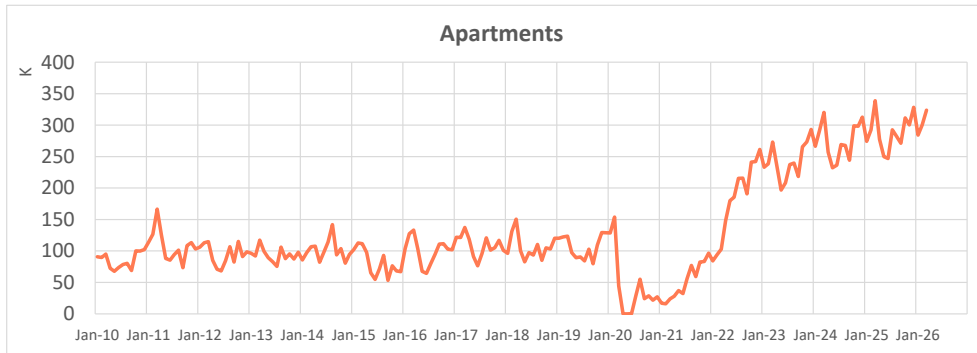
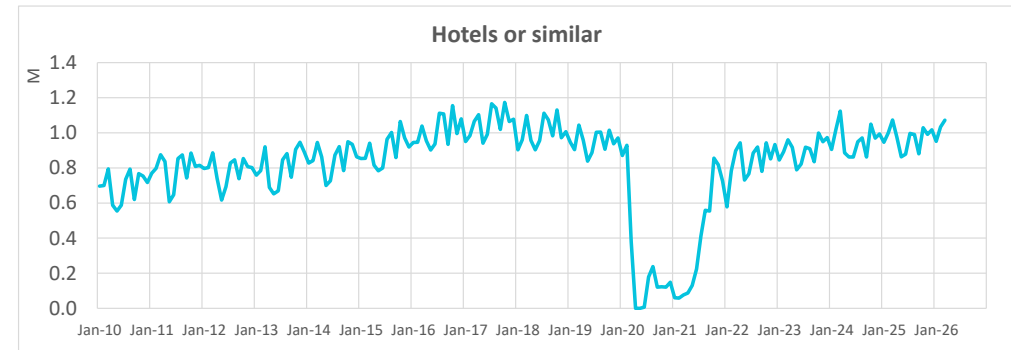
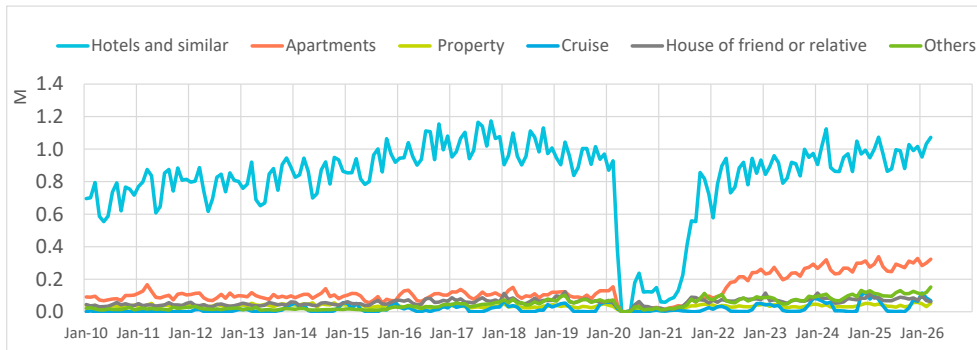
Tourist arrivals in the Canary Islands (ISTAC)

March 2026



Observatorio Turístico de Canarias

Number of tourists by type of accommodation



Total tourist arrivals in the Canary Islands (ISTAC)

March 2026



Number of tourists by holiday package booking and island of stay

		March 2026					
		Lanzarote	Fuerteventura	Gran Canaria	Tenerife	La Palma	CANARY ISLANDS
Book	Total	156,333	173,859	269,715	299,304	16,781	856,498
	- International	148,619	167,822	261,818	273,574	15,978	808,624
	- Spanish Mainland	7,714	6,037	7,897	25,730	803	47,874
Do not book	Total	169,129	96,329	217,573	391,416	16,886	873,616
	- International	158,606	85,648	192,807	359,180	14,311	795,606
	- Spanish Mainland	10,523	10,681	24,766	32,236	2,575	78,010
TOTAL	All markets	325,462	270,188	487,286	690,720	33,667	1,730,114
	- International	307,225	253,470	454,624	632,754	30,289	1,604,230
	- Spanish Mainland	18,237	16,718	32,662	57,966	3,378	125,884
% book package	Total	48.0%	64.3%	55.4%	43.3%	49.8%	49.5%
	- International	48.4%	66.2%	57.6%	43.2%	52.8%	50.4%
	- Spanish Mainland	42.3%	36.1%	24.2%	44.4%	23.8%	38.0%

		January - March 2026					
		Lanzarote	Fuerteventura	Gran Canaria	Tenerife	La Palma	CANARY ISLANDS
Book	Total	456,519	476,251	780,469	941,344	61,584	2,466,655
	- International	444,750	463,016	767,393	879,214	59,975	2,364,978
	- Spanish Mainland	11,769	13,235	13,076	62,130	1,609	101,677
Do not book	Total	481,422	272,083	654,674	1,100,809	51,979	2,505,928
	- International	440,102	244,611	570,802	992,346	42,247	2,240,461
	- Spanish Mainland	41,320	27,472	83,872	108,463	9,732	265,467
TOTAL	All markets	937,940	748,334	1,435,142	2,042,154	113,563	4,972,583
	- International	884,851	707,628	1,338,194	1,871,560	102,222	4,605,439
	- Spanish Mainland	53,089	40,706	96,948	170,594	11,341	367,144
% book package	Total	48.7%	63.6%	54.4%	46.1%	54.2%	49.6%
	- International	50.3%	65.4%	57.3%	47.0%	58.7%	51.4%
	- Spanish Mainland	22.2%	32.5%	13.5%	36.4%	14.2%	27.7%

Share of tourists by accommodation type and island of stay

		March 2026					
		Lanzarote	Fuerteventura	Gran Canaria	Tenerife	La Palma	CANARY ISLANDS
International	Hotels	52.4%	73.1%	59.5%	58.3%	26.4%	61.4%
	Apartments	22.2%	10.0%	20.8%	19.4%	13.0%	19.4%
	Property	3.6%	2.5%	2.9%	3.0%	1.9%	3.1%
	Cruise	5.5%	5.0%	9.0%	6.7%	35.6%	4.2%
	House of friend or relative	1.3%	3.6%	3.6%	3.0%	3.4%	3.0%
	Others	15.0%	5.7%	4.3%	9.6%	19.6%	8.8%
	Spanish Mainland	Hotels	61.3%	79.6%	66.5%	70.1%	59.9%
Apartments		15.1%	4.0%	10.3%	9.5%	7.1%	9.6%
Property		2.3%	1.1%	1.7%	1.9%	1.1%	1.8%
Cruise		0.0%	0.0%	1.7%	0.7%	0.0%	0.8%
House of friend or relative		9.5%	7.3%	14.1%	10.2%	5.1%	10.7%
Others		11.8%	8.0%	5.7%	7.5%	26.8%	8.2%
TOTAL		Hotels	52.9%	73.5%	59.9%	59.3%	29.8%
	Apartments	21.8%	9.7%	20.1%	18.6%	12.5%	18.7%
	Property	3.6%	2.4%	2.8%	2.9%	1.8%	3.1%
	Cruise	5.2%	4.7%	8.5%	6.2%	32.1%	3.9%
	House of friend or relative	1.7%	3.8%	4.3%	3.6%	3.6%	3.6%
	Others	14.8%	5.8%	4.3%	9.5%	20.3%	8.8%

		January - March 2026					
		Lanzarote	Fuerteventura	Gran Canaria	Tenerife	La Palma	CANARY ISLANDS
International	Hotels	51.4%	72.2%	59.6%	57.4%	22.7%	61.5%
	Apartments	21.5%	10.9%	20.1%	18.3%	11.2%	19.1%
	Property	3.2%	1.8%	2.0%	3.0%	1.6%	2.7%
	Cruise	8.6%	6.9%	11.5%	9.9%	42.3%	5.7%
	House of friend or relative	1.5%	3.6%	4.1%	3.4%	3.8%	3.4%
	Others	13.9%	4.6%	2.7%	7.9%	18.4%	7.5%
	Spanish Mainland	Hotels	55.5%	70.6%	58.7%	61.6%	51.2%
Apartments		12.7%	5.1%	7.1%	7.4%	5.1%	7.7%
Property		2.5%	3.5%	2.6%	1.6%	0.6%	2.2%
Cruise		0.0%	0.0%	1.3%	1.9%	0.0%	1.2%
House of friend or relative		15.6%	11.5%	24.8%	17.7%	23.5%	18.9%
Others		13.6%	9.3%	5.5%	9.7%	19.5%	9.5%
TOTAL		Hotels	51.6%	72.1%	59.5%	57.7%	25.6%
	Apartments	21.0%	10.6%	19.3%	17.4%	10.6%	18.3%
	Property	3.1%	1.9%	2.0%	2.9%	1.5%	2.7%
	Cruise	8.1%	6.5%	10.8%	9.2%	38.0%	5.4%
	House of friend or relative	2.3%	4.0%	5.5%	4.6%	5.8%	4.6%
	Others	13.9%	4.8%	2.9%	8.1%	18.5%	7.6%

Source: Frontur (ISTAC).

Note: in the islands are included tourists who have chosen the island as the main destination of their trip or as a secondary destination.