

# Holiday homes in the Canary Islands

## April 2026

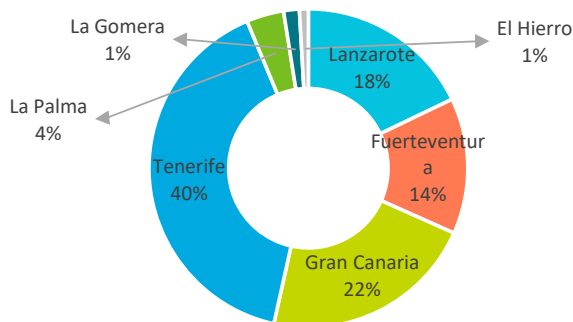
### Key indicators for holiday homes (latest data)

	Canary Islands	Lanzarote	Fuerteventura	Gran Canaria	Tenerife	La Palma	La Gomera	El Hierro
Holiday homes	<b>42,367</b>	6,908	5,795	9,452	17,201	1,802	805	400
Bed-spaces	<b>173,770</b>	31,062	23,974	37,894	69,901	6,586	2,765	1,573
Occupancy rate (%)	<b>88.38%</b>	89.48%	88.97%	87.05%	88.56%	87.46%	88.07%	89.75%
Average daily rate (€)	<b>138.19</b>	170.77	123.64	135.61	138.57	103.77	83.9	88.41
Length of stay (days)	<b>5.35</b>	5.33	5.75	5.33	5.3	5.52	4.73	3.94
Total revenue (€ million)	<b>74.10</b>	14.53	9.77	15.39	30.92	2.36	0.76	0.37

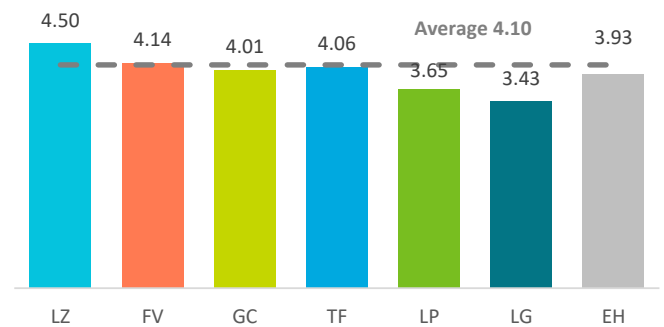
### Change, % 26/25

Holiday homes	<b>-15.0%</b>	-14.7%	-13.8%	-13.1%	-15.7%	-21.7%	-14.0%	-19.4%
Bed-spaces	<b>-16.4%</b>	-15.8%	-15.2%	-15.5%	-17.2%	-21.2%	-14.0%	-19.2%
Occupancy rate (%)	<b>-2.25</b>	-3.59	-3.15	-3.03	-0.96	0.32	-5.41	-9.04
Average daily rate (€)	<b>-5.6%</b>	-8.5%	-1.7%	-9.1%	-3.6%	-3.5%	1.5%	-9.1%
Length of stay (days)	<b>1.07</b>	0.68	1.31	1.24	1.04	1.38	0.95	0.69
Total revenue (€ million)	<b>-23.5%</b>	-34.4%	-18.7%	-22.2%	-19.3%	-20.4%	-22.2%	-40.4%

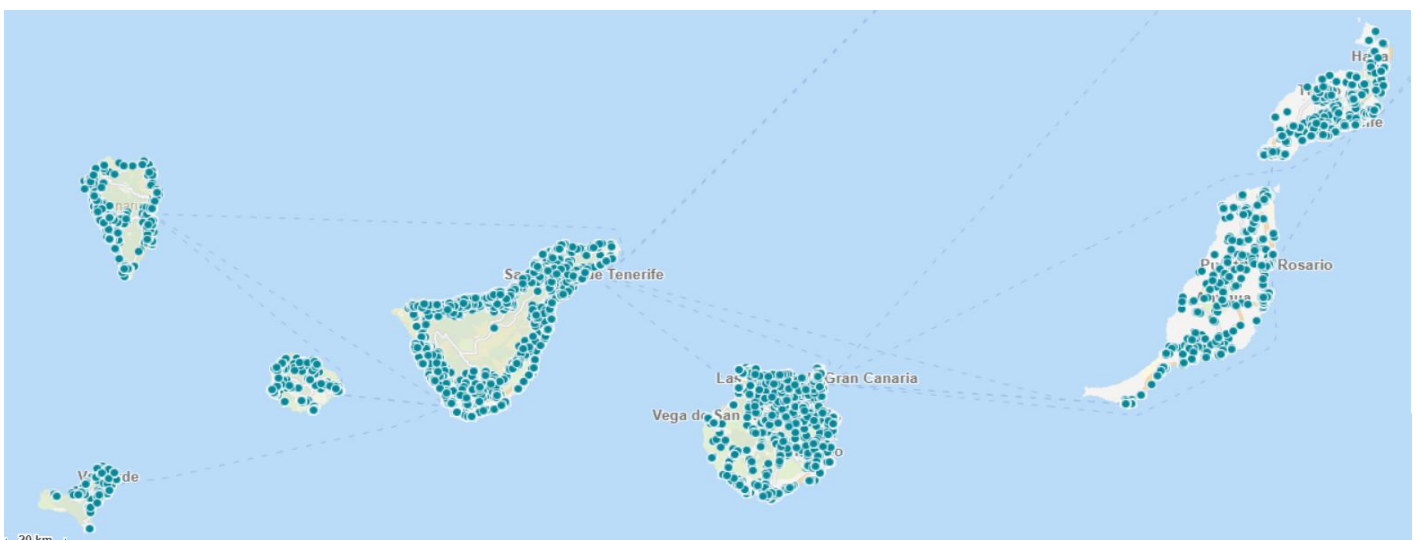
Bed-spaces share: April 2026



Bed-spaces per holiday home: April 2026

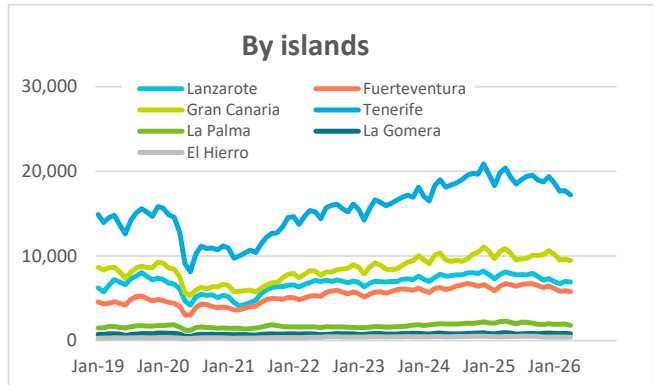
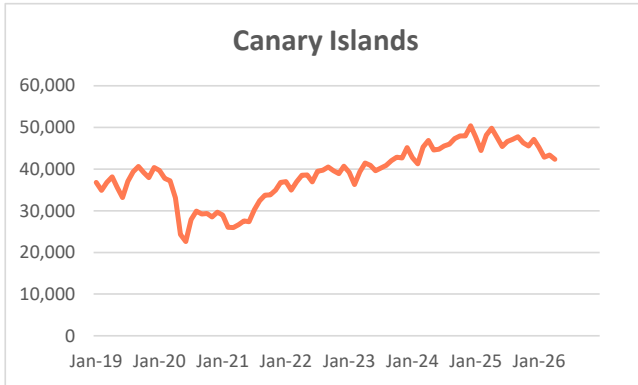


### Geolocation of holiday homes registered in the General Tourist Registry of the Canary Islands

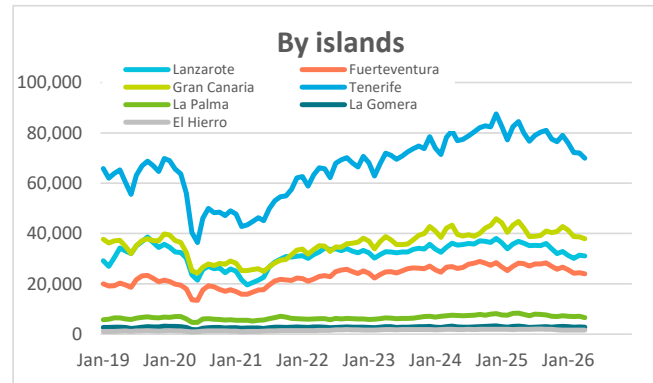
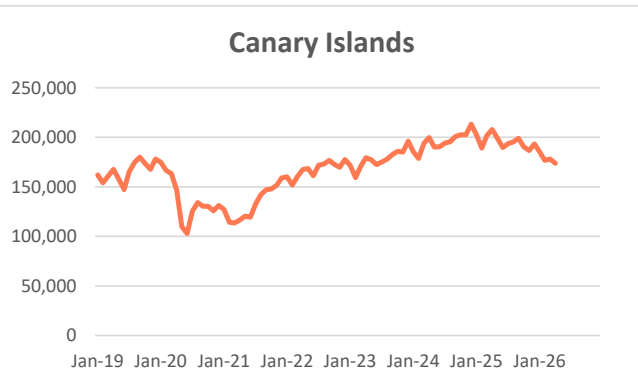


### Key indicators for holiday homes

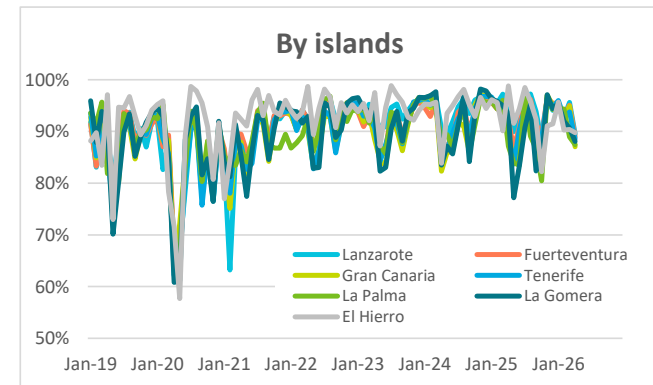
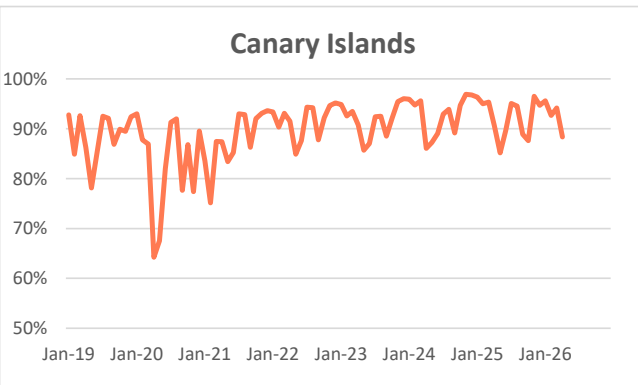
#### Holiday homes



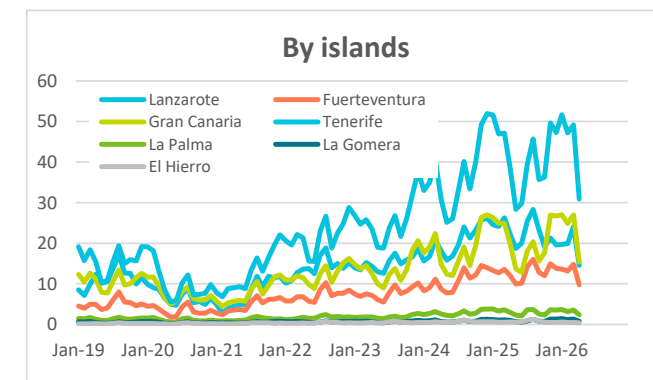
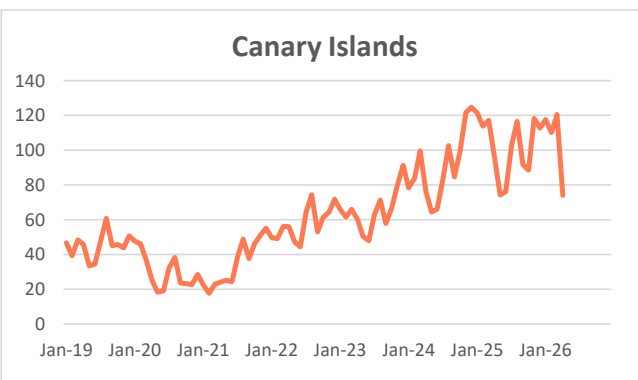
#### Bed-spaces



#### Occupancy rate (%)



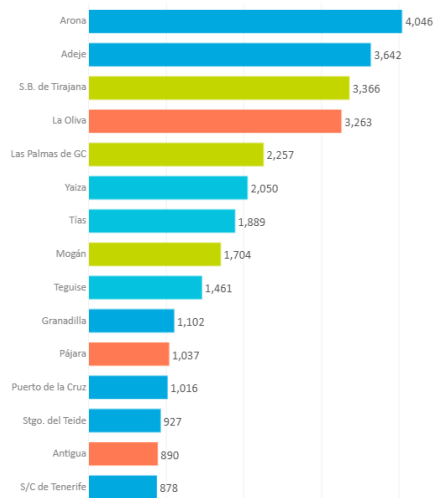
#### Total revenue (€ million)



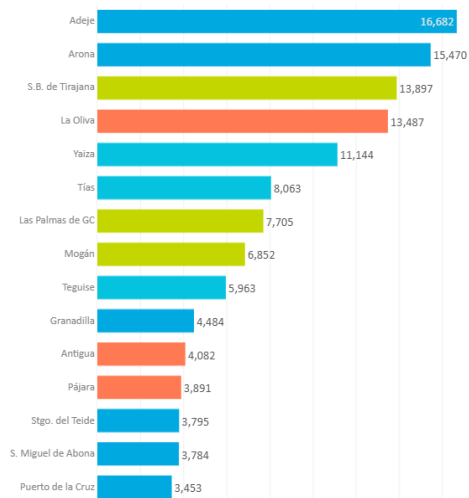
### Key indicators for holiday homes by islands and municipalities

#### Ranking of the top 15 municipalities: April 2026

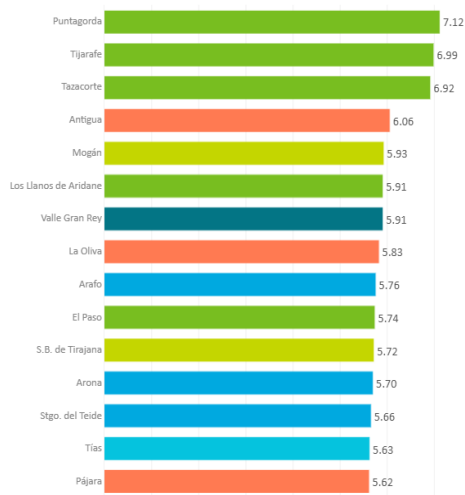
##### Holiday homes



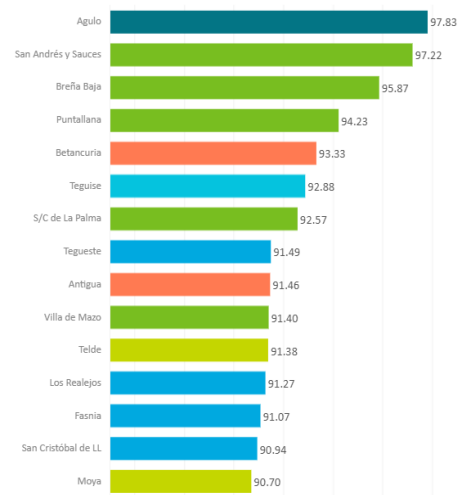
##### Bed-spaces



##### Average length of stay



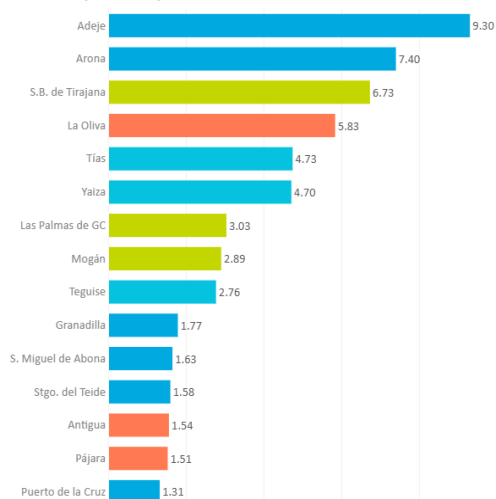
##### Occupancy rate



##### Average daily rate (€)



##### Total revenue (€ million)



# Holiday homes in the Canary Islands

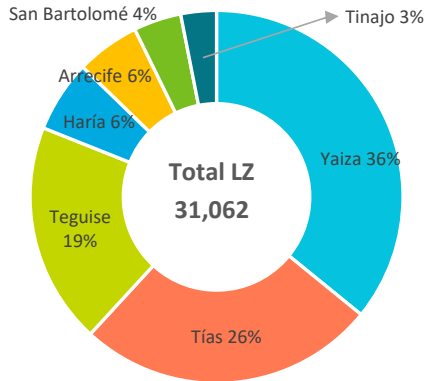
## April 2026

### LANZAROTE

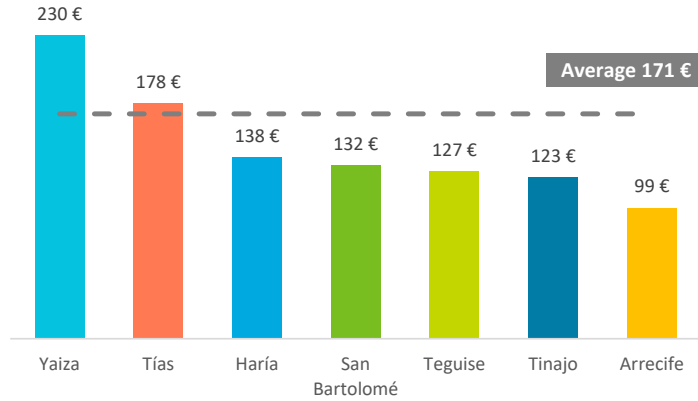
Holiday homes April 2026: 6,908

Occupancy rate (%) April 2026: 89.48%

Bed-spaces share: April 2026



Average daily rate: April 2026

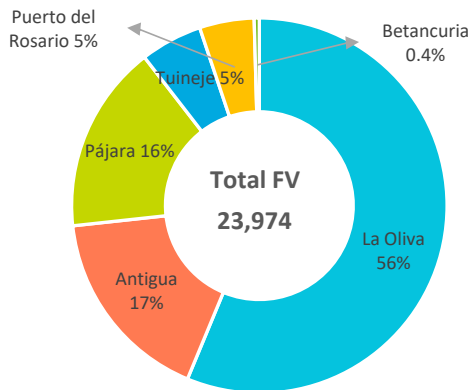


### FUERTEVENTURA

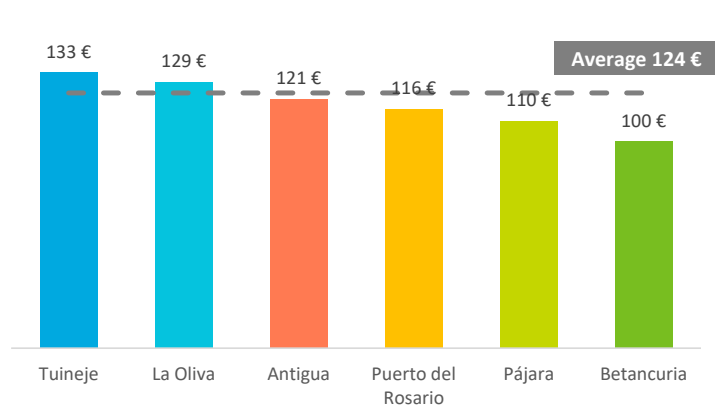
Holiday homes April 2026: 5,795

Occupancy rate (%) April 2026: 88.97%

Bed-spaces share: April 2026



Average daily rate: April 2026

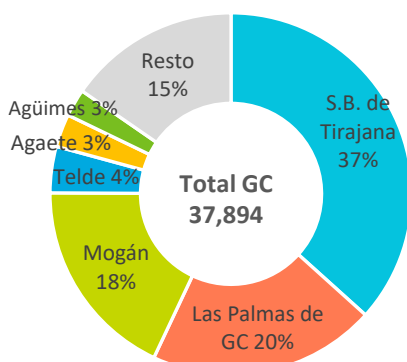


### GRAN CANARIA

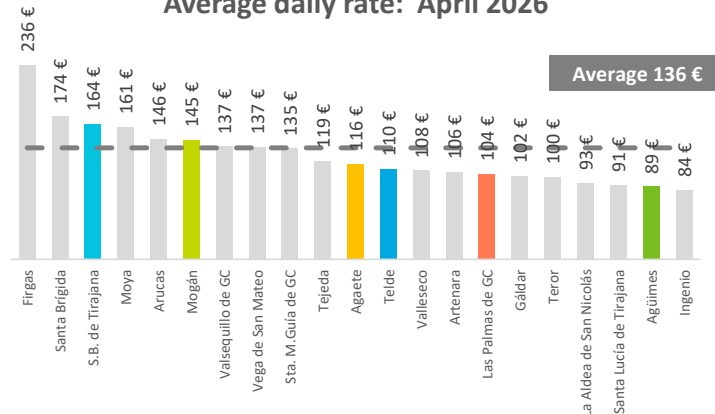
Holiday homes April 2026: 9,452

Occupancy rate (%) April 2026: 87.05%

Bed-spaces share: April 2026



Average daily rate: April 2026



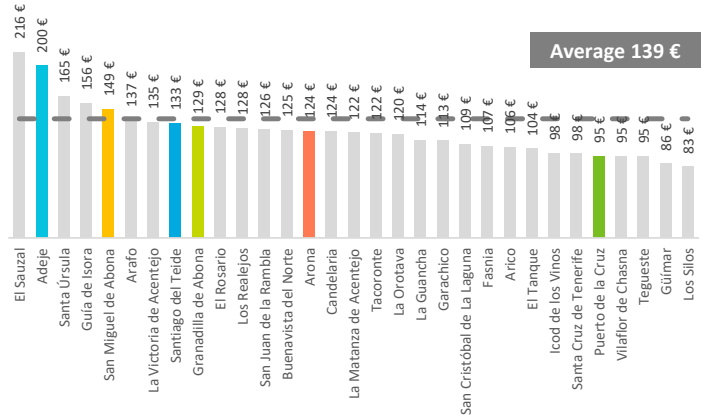
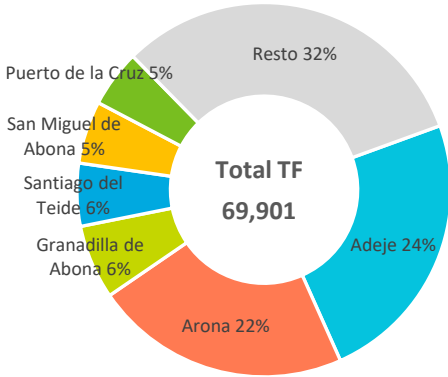
### TENERIFE

Holiday homes April 2026: 17,201

Occupancy rate (%) April 2026: 88.56%

Bed-spaces share: April 2026

Average daily rate: April 2026



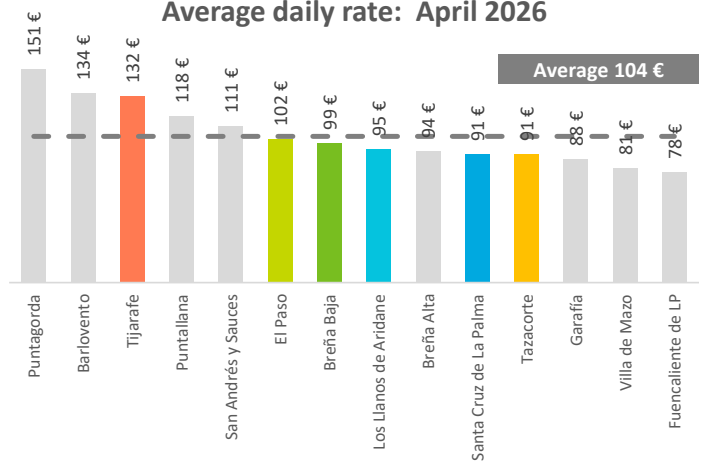
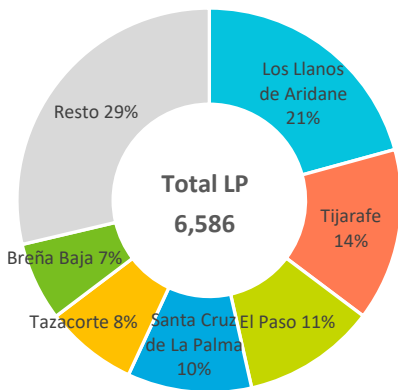
### LA PALMA

Holiday homes April 2026: 1,802

Occupancy rate (%) April 2026: 87.46%

Bed-spaces share: April 2026

Average daily rate: April 2026



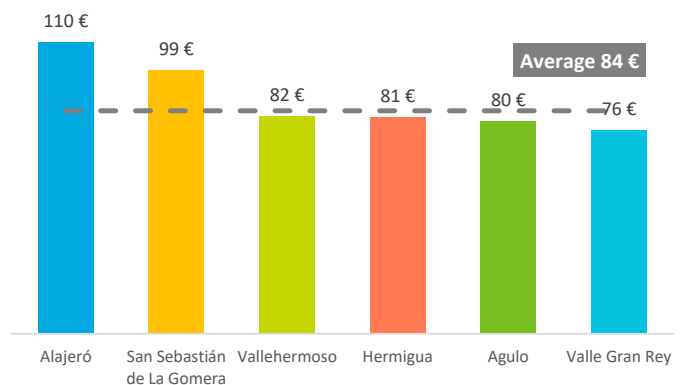
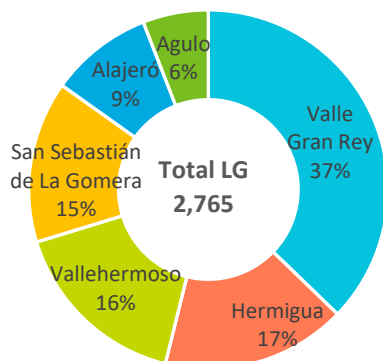
### LA GOMERA

Holiday homes April 2026: 805

Occupancy rate (%) April 2026: 88.07%

Bed-spaces share: April 2026

Average daily rate: April 2026



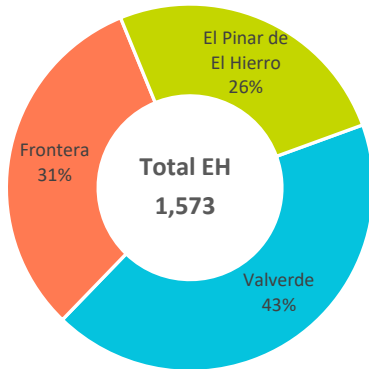


### EL HIERRO

Holiday homes April 2026: 400

Occupancy rate (%) April 2026: 89.75%

Bed-spaces share: April 2026



Average daily rate: April 2026

