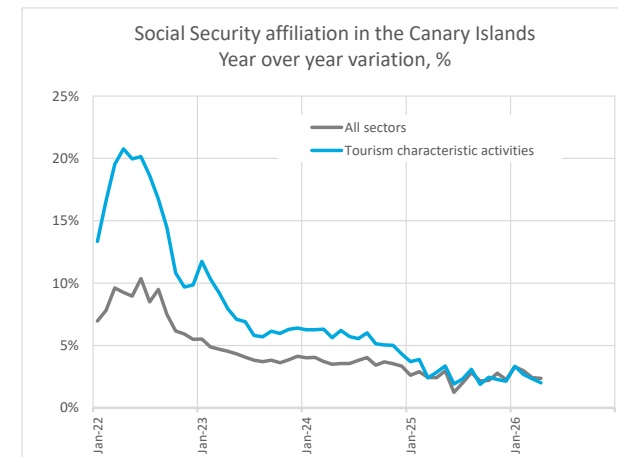
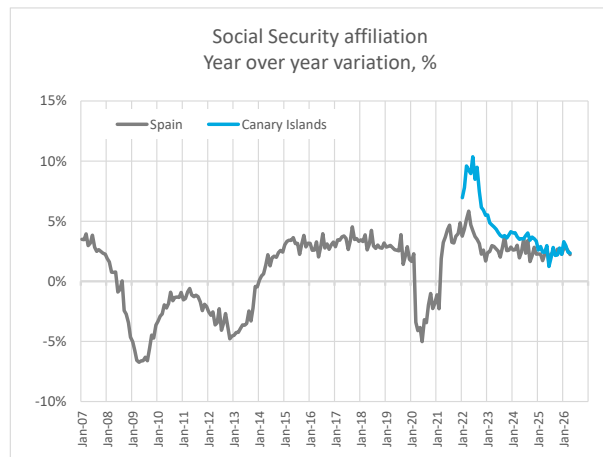


Employment data: Social Security affiliation and unemployment Canary Islands (April 2026)

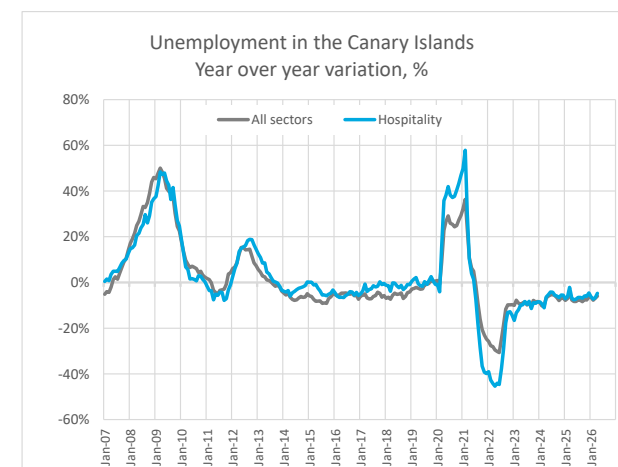
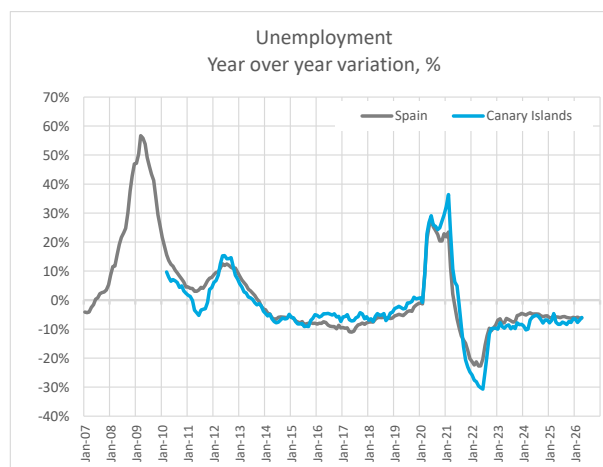
Social Security affiliation

	Spain: All sectors	Canary Islands: All sectors	Canary Islands: tourism characteristic activities
Mar-25	21,320,297	931,475	229,595
Apr-25	21,554,136	932,040	228,395
Mar-26	21,860,555	953,940	234,930
Apr-26	22,035,687	953,960	232,960
Month over month variation	175,132	20	-1,970
Month over month variation (%)	0.8%	0.0%	-0.8%
Year over year variation	481,551	21,920	4,565
Year over year variation (%)	2.2%	2.4%	2.0%



Unemployment

	Spain: All sectors	Canary Islands: All sectors	Canary Islands: hospitality and travel agencies
Mar-25	2,580,138	157,428	23,848
Apr-25	2,512,718	154,644	23,760
Mar-26	2,419,712	146,499	22,204
Apr-26	2,357,044	145,361	22,585
Month over month variation	-62,668	-1,138	381
Month over month variation (%)	-2.6%	-0.8%	1.7%
Year over year variation	-155,674	-9,283	-1,175
Year over year variation (%)	-6.2%	-6.0%	-4.9%



Note: As of 2026, the data correspond to CNAE-25. Source: Spain = Ministerio de Empleo y Seguridad Social. Canary Islands = ISTAC / OBECAN