


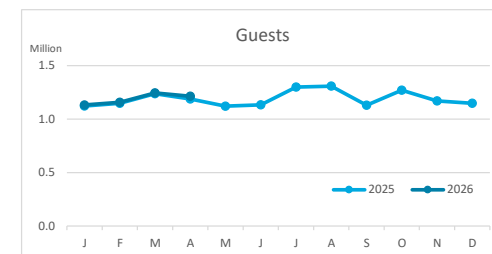
Main tourist accommodation indicators

CANARY ISLANDS (January - April 2026)



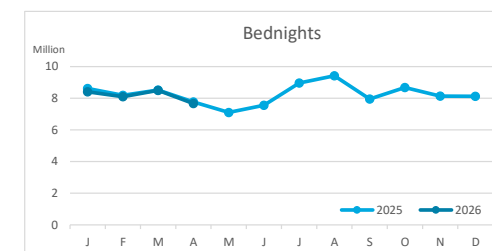
GUESTS BY ACCOMMODATION TYPE (*)

	Breakdown by accommodation type											
	TOTAL				Hotels				Apartments			
	Abroad	Mainland	Canary Islands	Total	Abroad	Mainland	Canary Islands	Total	Abroad	Mainland	Canary Islands	Total
Jan-Apr25	4,045,124	386,836	263,201	4,695,161	3,115,310	335,567	201,353	3,652,230	929,814	51,269	61,848	1,042,931
Jan-Apr26	4,029,804	374,407	343,856	4,748,067	3,105,435	325,777	281,324	3,712,536	924,369	48,630	62,532	1,035,531
Change	-15,320	-12,429	80,655	52,906	-9,875	-9,790	79,971	60,306	-5,445	-2,639	684	-7,400
Change, %	-0.4%	-3.2%	30.6%	1.1%	-0.3%	-2.9%	39.7%	1.7%	-0.6%	-5.1%	1.1%	-0.7%



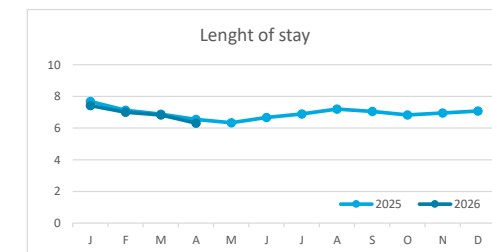
BEDNIGHTS

	Breakdown by accommodation type											
	TOTAL				Hotels				Apartments			
	Abroad	Mainland	Canary Islands	Total	Abroad	Mainland	Canary Islands	Total	Abroad	Mainland	Canary Islands	Total
Jan-Apr25	30,531,524	1,718,895	837,485	33,087,904	22,375,774	1,450,726	566,196	24,392,696	8,155,750	268,169	271,289	8,695,208
Jan-Apr26	29,932,894	1,718,813	1,024,333	32,676,040	22,011,192	1,476,089	787,107	24,274,388	7,921,702	242,724	237,226	8,401,652
Change	-598,630	-82	186,848	-411,864	-364,582	25,363	220,911	-118,308	-234,048	-25,445	-34,063	-293,556
Change, %	-2.0%	0.0%	22.3%	-1.2%	-1.6%	1.7%	39.0%	-0.5%	-2.9%	-9.5%	-12.6%	-3.4%

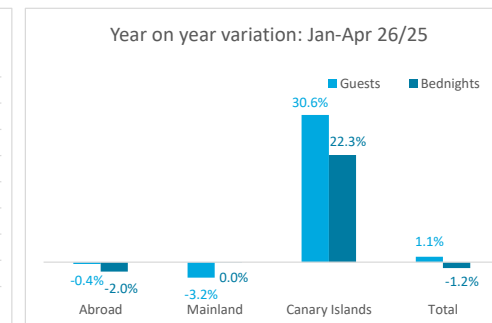
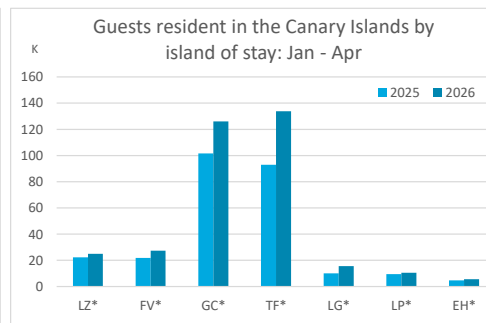
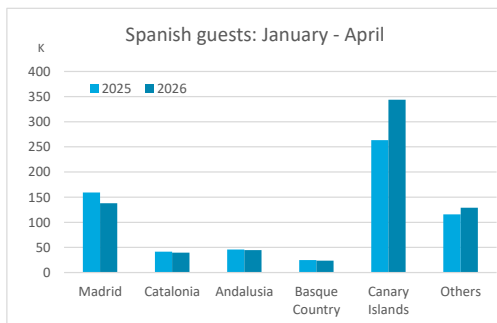
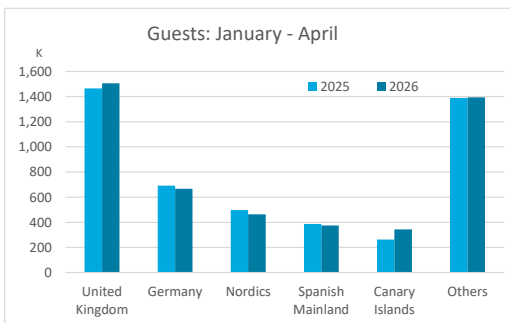


LENGHT OF STAY

	Breakdown by accommodation type											
	TOTAL				Hotels				Apartments			
	Abroad	Mainland	Canary Islands	Total	Abroad	Mainland	Canary Islands	Total	Abroad	Mainland	Canary Islands	Total
Jan-Apr25	7.5	4.4	3.2	7.0	7.2	4.3	2.8	6.7	8.8	5.2	4.4	8.3
Jan-Apr26	7.4	4.6	3.0	6.9	7.1	4.5	2.8	6.5	8.6	5.0	3.8	8.1
Change	-0.1	0.1	-0.2	-0.2	-0.1	0.2	0.0	-0.1	-0.2	-0.2	-0.6	-0.2



GUESTS AND BEDNIGHTS BY PLACE OF RESIDENCE



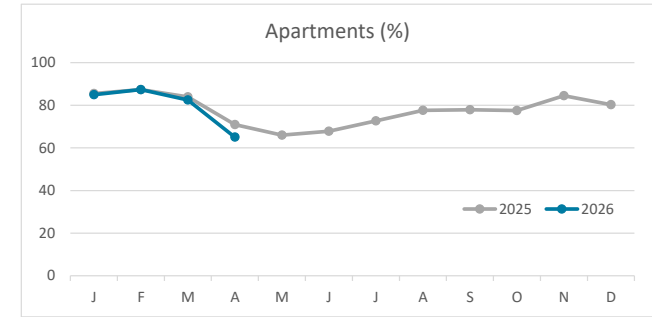
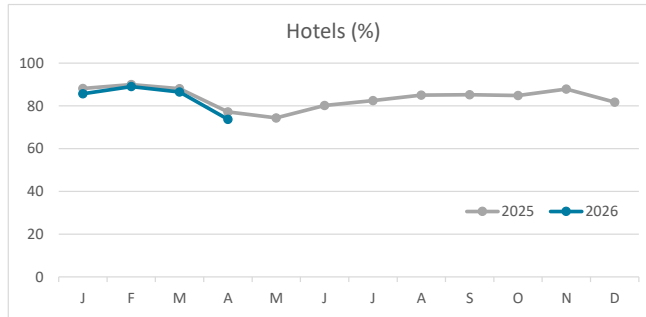
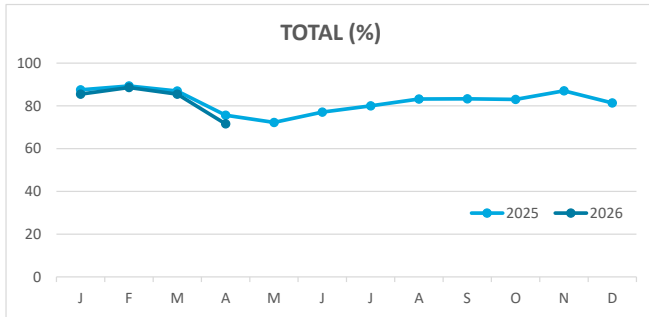
Note: LZ* (Lanzarote), FV* (Fuerteventura), GC* (Gran Canaria), TF* (Tenerife), LG* (La Gomera), LP* (La Palma) and EH* (El Hierro).

Main tourist accommodation indicators

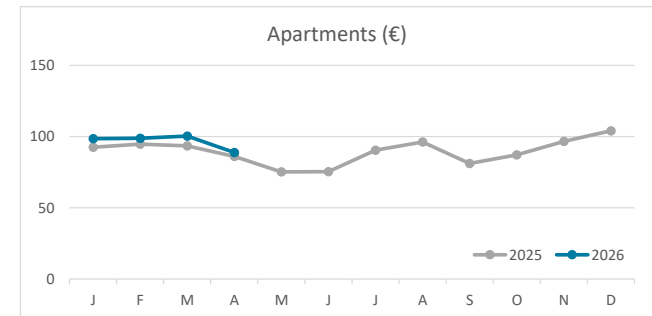
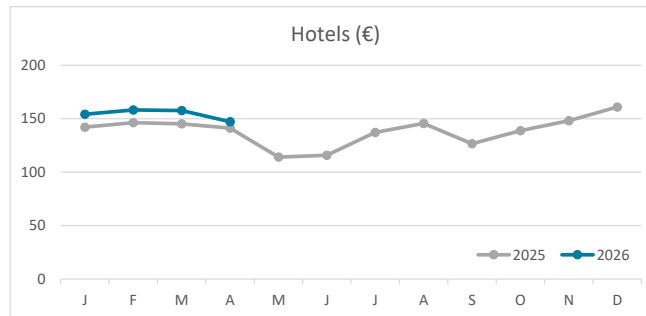
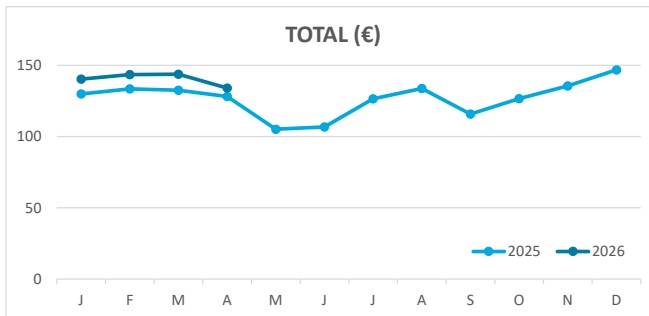
CANARY ISLANDS (January - April 2026)



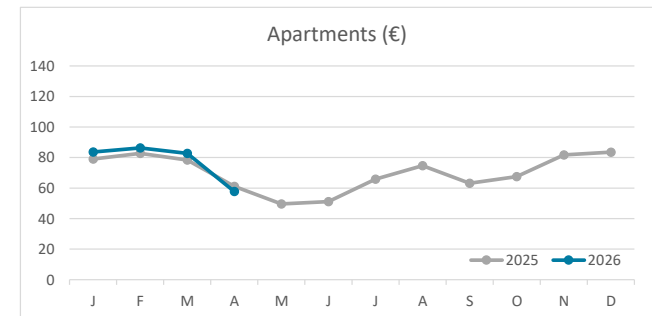
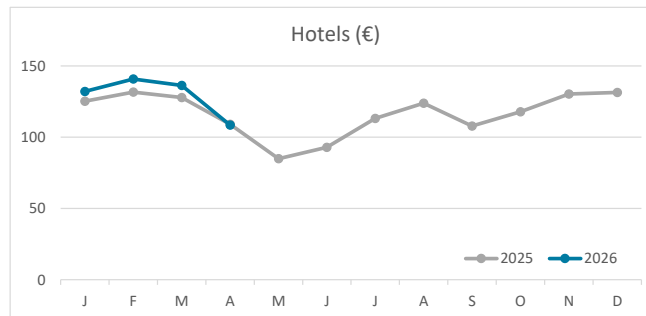
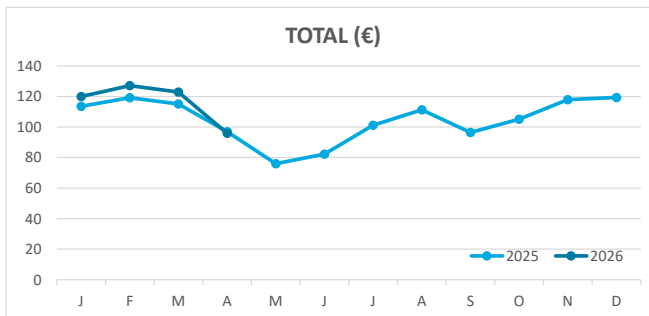
OCCUPANCY RATE PER ROOM / APARTMENT



ADR (Average Daily Rate)



REVPAR (Revenue Per Available Room)



Note: "Guests indicator" refers to number of guests checking in as new arrivals.

Source: Encuestas de Alojamiento Turístico (ISTAC)

Total guests in tourist accommodation

April 2026



CANARY ISLANDS

	UK	Germany	Netherlands	Sweden	Denmark	Finland	Norway	Ireland	Belgium	Italy	Austria	France	Switzerland	Czech Republic	Poland	Hungary	Romania	Portugal	Luxembourg	Others	International	Mainland	Canary Islands	Spain	TOTAL
2025	384,363	165,250	51,031	19,557	19,436	7,547	16,558	49,906	26,608	34,706	6,363	53,512	15,814	4,908	27,376	3,750	5,790	5,636	2,066	63,303	963,480	122,601	101,817	224,418	1,187,898
2026	376,780	147,321	56,151	16,820	13,819	4,905	9,984	52,137	28,816	28,060	6,548	56,551	16,642	5,038	24,949	2,894	5,882	5,579	1,575	54,657	915,108	113,181	185,839	299,020	1,214,128
Change	-7,583	-17,929	5,120	-2,737	-5,617	-2,642	-6,574	2,231	2,208	-6,646	185	3,039	828	130	-2,427	-856	92	-57	-491	-8,646	-48,372	-9,420	84,022	74,602	26,230
Change, %	-2.0%	-10.8%	10.0%	-14.0%	-28.9%	-35.0%	-39.7%	4.5%	8.3%	-19.1%	2.9%	5.7%	5.2%	2.6%	-8.9%	-22.8%	1.6%	-1.0%	-23.8%	-13.7%	-5.0%	-7.7%	82.5%	33.2%	2.2%

LANZAROTE

	UK	Germany	Netherlands	Sweden	Denmark	Finland	Norway	Ireland	Belgium	Italy	Austria	France	Switzerland	Czech Republic	Poland	Hungary	Romania	Portugal	Luxembourg	Others	International	Mainland	Canary Islands	Spain	TOTAL
2025	94,484	17,994	6,238	300	2,195	75	582	22,333	3,742	3,597	370	13,393	2,011	704	3,110	252	560	622	317	4,132	177,011	17,656	6,814	24,470	201,481
2026	95,802	14,586	6,074	96	1,780	149	178	23,216	3,404	3,487	378	13,634	2,091	550	2,870	124	404	634	249	4,545	174,251	16,819	11,613	28,432	202,683
Change	1,318	-3,408	-164	-204	-415	74	-404	883	-338	-110	8	241	80	-154	-240	-128	-156	12	-68	413	-2,760	-837	4,799	3,962	1,202
Change, %	1.4%	-18.9%	-2.6%	-68.0%	-18.9%	98.7%	-69.4%	4.0%	-9.0%	-3.1%	2.2%	1.8%	4.0%	-21.9%	-7.7%	-50.8%	-27.9%	1.9%	-21.5%	10.0%	-1.6%	-4.7%	70.4%	16.2%	0.6%

FUERTEVENTURA

	UK	Germany	Netherlands	Sweden	Denmark	Finland	Norway	Ireland	Belgium	Italy	Austria	France	Switzerland	Czech Republic	Poland	Hungary	Romania	Portugal	Luxembourg	Others	International	Mainland	Canary Islands	Spain	TOTAL
2025	49,360	52,466	6,121	923	2,060	130	192	3,955	1,700	7,166	982	9,870	2,436	1,124	7,240	300	732	603	312	7,137	154,809	11,475	9,441	20,916	175,725
2026	46,173	47,821	5,762	1,130	1,133	190	27	3,319	1,923	6,178	827	7,585	2,588	1,360	6,481	228	446	514	259	6,061	140,005	11,770	14,751	26,521	166,526
Change	-3,187	-4,645	-359	207	-927	60	-165	-636	223	-988	-155	-2,285	152	236	-759	-72	-286	-89	-53	-1,076	-14,804	295	5,310	5,605	-9,199
Change, %	-6.5%	-8.9%	-5.9%	22.4%	-45.0%	46.2%	-85.9%	-16.1%	13.1%	-13.8%	-15.8%	-23.2%	6.2%	21.0%	-10.5%	-24.0%	-39.1%	-14.8%	-17.0%	-15.1%	-9.6%	2.6%	56.2%	26.8%	-5.2%

GRAN CANARIA

	UK	Germany	Netherlands	Sweden	Denmark	Finland	Norway	Ireland	Belgium	Italy	Austria	France	Switzerland	Czech Republic	Poland	Hungary	Romania	Portugal	Luxembourg	Others	International	Mainland	Canary Islands	Spain	TOTAL
2025	67,474	49,238	23,624	14,305	8,610	5,011	12,465	7,057	8,712	8,097	2,471	9,644	5,421	1,015	6,097	1,437	1,092	2,579	784	14,732	249,865	31,545	42,574	74,119	323,984
2026	66,523	46,106	26,874	11,482	7,024	3,152	8,197	7,476	9,400	5,782	2,909	11,717	5,786	1,075	5,160	852	1,776	2,193	472	14,067	238,023	28,993	74,079	103,072	341,095
Change	-951	-3,132	3,250	-2,823	-1,586	-1,859	-4,268	419	688	-2,315	438	2,073	365	60	-937	-585	684	-386	-312	-665	-11,842	-2,552	31,505	28,953	17,111
Change, %	-1.4%	-6.4%	13.8%	-19.7%	-18.4%	-37.1%	-34.2%	5.9%	7.9%	-28.6%	17.7%	21.5%	6.7%	5.9%	-15.4%	-40.7%	62.6%	-15.0%	-39.8%	-4.5%	-4.7%	-8.1%	74.0%	39.1%	5.3%

TENERIFE

	UK	Germany	Netherlands	Sweden	Denmark	Finland	Norway	Ireland	Belgium	Italy	Austria	France	Switzerland	Czech Republic	Poland	Hungary	Romania	Portugal	Luxembourg	Others	International	Mainland	Canary Islands	Spain	TOTAL
2025	170,641	39,088	14,395	3,931	5,475	2,287	3,274	16,504	12,207	15,463	2,291	20,179	5,450	1,956	10,048	1,708	3,344	1,795	620	36,325	366,981	57,524	34,005	91,529	458,510
2026	165,125	31,800	16,724	4,010	3,512	1,373	1,549	18,057	13,657	12,365	2,149	23,158	5,656	1,915	9,452	1,681	3,197	2,172	575	29,218	347,345	50,395	70,442	120,837	468,182
Change	-5,516	-7,288	2,329	79	-1,963	-914	-1,725	1,553	1,450	-3,098	-142	2,979	206	-41	-596	-27	-147	377	-45	-7,107	-19,636	-7,129	36,437	29,308	9,672
Change, %	-3.2%	-18.6%	16.2%	2.0%	-35.9%	-40.0%	-52.7%	9.4%	11.9%	-20.0%	-6.2%	14.8%	3.8%	-2.1%	-5.9%	-1.6%	-4.4%	21.0%	-7.3%	-19.6%	-5.4%	-12.4%	107.2%	32.0%	2.1%

LA PALMA

	UK	Germany	Netherlands	Sweden	Denmark	Finland	Norway	Ireland	Belgium	Italy	Austria	France	Switzerland	Czech Republic	Poland	Hungary	Romania	Portugal	Luxembourg	Others	International	Mainland	Canary Islands	Spain	TOTAL
2025	1,361	3,419	510	26	1,003	32	17	18	100	214	73	183	225	75	821	28	56	34	19	660	8,874	3,606	3,447	7,053	15,927
2026	2,233	3,959	506	20	320	12	6	31	164	114	92	230	293	61	859	3	43	50	1	512	9,509	4,378	7,074	11,452	20,961
Change	872	540	-4	-6	-683	-20	-11	13	64	-100	19	47	68	-14	38	-25	-13	16	-18	-148	635	772	3,627	4,399	5,034
Change, %	64.1%	15.8%	-0.8%	-23.1%	-68.1%	-62.5%	-64.7%	72.2%	64.0%	-46.7%	26.0%	25.7%	30.2%	-18.7%	4.6%	-89.3%	-23.2%	47.1%	-94.7%	-22.4%	7.2%	21.4%	105.2%	62.4%	31.6%

LA GOMERA

	UK	Germany	Netherlands	Sweden	Denmark	Finland	Norway	Ireland	Belgium	Italy	Austria	France	Switzerland	Czech Republic	Poland	Hungary	Romania	Portugal	Luxembourg	Others	International	Mainland	Canary Islands	Spain	TOTAL
2025	1,026	2,935	138	69	89	12	28	39	126	142	169	210	260	28	55	25	6	0	7	243	5,607	435	3,947	4,382	9,989
2026	920	2,959	200	81	50	29	27	38	258	109	166	204	184	72	114	6	16	15	17	228	5,693	572	5,639	6,211	11,904
Change	-106	24	62	12	-39	17	-1	-1	132	-33	-3	-6	-76	44	59	-19	10	15	10	-15	86	137	1,692	1,829	1,915
Change, %	-10.3%	0.8%	44.9%	17.4%	-43.8%	141.7%	-3.6%	-2.6%	104.8%	-23.2%	-1.8%	-2.9%	-29.2%	157.1%	107.3%	-76.0%	166.7%	--	142.9%	-6.2%	1.5%	31.5%	42.9%	41.7%	19.2%

EL HIERRO

	UK	Germany	Netherlands	Sweden	Denmark	Finland	Norway	Ireland	Belgium	Italy	Austria	France	Switzerland	Czech Republic	Poland	Hungary	Romania	Portugal	Luxembourg	Others	International	Mainland	Canary Islands	Spain	TOTAL
2025	17	110	5	3	4	0	0	0	21	27	7	33	11	6	5	0	0	3	7	74	333	360	1,589	1,949	2,282
2026	4	90	11	1	0	0	0	0	10	25	27	23	44	5	13	0	0	1	2	26	282	254	2,241	2,495	2,777
Dif.	-13	-20	6	-2	-4	0	0	0	-11	-2	20	-10	33	-1	8	0	0	-2	-5	-48	-51	-106	652	546	495
Dif. %	-76.5%	-18.2%	120.0%	-66.7%	-100.0%	--	--	--	-52.4%	-7.4%	285.7%	-30.3%	300.0%	-16.7%	160.0%	--	--	-66.7%	-71.4%	-64.9%	-15.3%	-29.4%	41.0%	28.0%	21.7%

Guests by hotels

April 2026



CANARY ISLANDS

	UK	Germany	Netherlands	Sweden	Denmark	Finland	Norway	Ireland	Belgium	Italy	Austria	France	Switzerland	Czech Republic	Poland	Hungary	Romania	Portugal	Luxembourg	Others	International	Mainland	Canary Islands	Spain	TOTAL
2025	283,003	140,224	36,711	14,078	15,039	5,529	12,110	31,157	23,499	26,671	5,524	44,994	13,305	3,849	23,388	2,928	4,653	4,733	1,938	51,311	744,644	102,586	71,437	174,023	918,667
2026	275,885	125,983	41,142	12,747	10,594	3,667	7,568	31,994	25,435	22,314	5,633	47,348	14,062	4,164	21,696	2,261	4,879	4,587	1,491	46,372	709,822	94,346	153,956	248,302	958,124
Change	-7,118	-14,241	4,431	-1,331	-4,445	-1,862	-4,542	837	1,936	-4,357	109	2,354	757	315	-1,692	-667	226	-146	-447	-4,939	-34,822	-8,240	82,519	74,279	39,457
Change, %	-2.5%	-10.2%	12.1%	-9.5%	-29.6%	-33.7%	-37.5%	2.7%	8.2%	-16.3%	2.0%	5.2%	5.7%	8.2%	-7.2%	-22.8%	4.9%	-3.1%	-23.1%	-9.6%	-4.7%	-8.0%	115.5%	42.7%	4.3%

LANZAROTE

	UK	Germany	Netherlands	Sweden	Denmark	Finland	Norway	Ireland	Belgium	Italy	Austria	France	Switzerland	Czech Republic	Poland	Hungary	Romania	Portugal	Luxembourg	Others	International	Mainland	Canary Islands	Spain	TOTAL
2025	65,216	14,882	3,900	158	2,016	49	187	11,814	3,201	2,731	310	11,946	1,669	472	2,483	175	476	515	277	3,187	125,664	14,505	4,235	18,740	144,404
2026	66,748	12,609	4,177	64	1,757	108	105	11,714	2,948	2,796	327	12,025	1,748	396	2,079	92	342	510	211	3,681	124,437	13,459	9,742	23,201	147,638
Change	1,532	-2,273	277	-94	-259	59	-82	-100	-253	65	17	79	79	-76	-404	-83	-134	-5	-66	494	-1,227	-1,046	5,507	4,461	3,234
Change, %	2.3%	-15.3%	7.1%	-59.5%	-12.8%	120.4%	-43.9%	-0.8%	-7.9%	2.4%	5.5%	0.7%	4.7%	-16.1%	-16.3%	-47.4%	-28.2%	-1.0%	-23.8%	15.5%	-1.0%	-7.2%	130.0%	23.8%	2.2%

FUERTEVENTURA

	UK	Germany	Netherlands	Sweden	Denmark	Finland	Norway	Ireland	Belgium	Italy	Austria	France	Switzerland	Czech Republic	Poland	Hungary	Romania	Portugal	Luxembourg	Others	International	Mainland	Canary Islands	Spain	TOTAL
2025	43,701	49,472	5,390	843	1,905	82	142	3,109	1,620	6,436	927	9,551	2,296	1,047	6,970	286	701	580	308	6,053	141,419	10,094	6,594	16,688	158,107
2026	38,867	43,724	5,109	1,032	1,052	186	25	2,664	1,875	5,321	809	7,382	2,484	1,326	6,305	218	435	485	257	5,804	125,360	10,397	13,164	23,561	148,921
Change	-4,834	-5,748	-281	189	-853	104	-117	-445	255	-1,115	-118	-2,169	188	279	-665	-68	-266	-95	-51	-249	-16,059	303	6,570	6,873	-9,186
Change, %	-11.1%	-11.6%	-5.2%	22.4%	-44.8%	126.8%	-82.4%	-14.3%	15.7%	-17.3%	-12.7%	-22.7%	8.2%	26.6%	-9.5%	-23.8%	-37.9%	-16.4%	-16.6%	-4.1%	-11.4%	3.0%	99.6%	41.2%	-5.8%

GRAN CANARIA

	UK	Germany	Netherlands	Sweden	Denmark	Finland	Norway	Ireland	Belgium	Italy	Austria	France	Switzerland	Czech Republic	Poland	Hungary	Romania	Portugal	Luxembourg	Others	International	Mainland	Canary Islands	Spain	TOTAL
2025	50,765	39,613	17,103	10,429	6,415	3,941	9,560	5,020	7,739	5,727	2,134	7,544	4,331	797	5,452	1,169	881	2,183	750	12,381	193,934	26,459	29,811	56,270	250,204
2026	48,520	37,682	19,628	8,943	5,152	2,474	6,261	5,046	8,241	4,452	2,480	9,143	4,567	748	4,707	680	1,404	1,773	466	12,156	184,523	23,858	59,107	82,965	267,488
Change	-2,245	-1,931	2,525	-1,486	-1,263	-1,467	-3,299	26	502	-1,275	346	1,599	236	-49	-745	-489	523	-410	-284	-225	-9,411	-2,601	29,296	26,695	17,284
Change, %	-4.4%	-4.9%	14.8%	-14.2%	-19.7%	-37.2%	-34.5%	0.5%	6.5%	-22.3%	16.2%	21.2%	5.4%	-6.1%	-13.7%	-41.8%	59.4%	-18.8%	-37.9%	-1.8%	-4.9%	-9.8%	98.3%	47.4%	6.9%

TENERIFE

	UK	Germany	Netherlands	Sweden	Denmark	Finland	Norway	Ireland	Belgium	Italy	Austria	France	Switzerland	Czech Republic	Poland	Hungary	Romania	Portugal	Luxembourg	Others	International	Mainland	Canary Islands	Spain	TOTAL
2025	121,662	32,528	9,920	2,575	3,741	1,418	2,180	11,168	10,722	11,459	1,961	15,638	4,626	1,435	7,639	1,256	2,559	1,424	570	28,911	273,392	47,739	25,634	73,373	346,765
2026	119,398	27,688	11,692	2,616	2,307	869	1,148	12,513	12,034	9,553	1,818	18,502	4,857	1,590	7,729	1,263	2,645	1,764	546	24,059	264,591	41,960	60,528	102,488	367,079
Change	-2,264	-4,840	1,772	41	-1,434	-549	-1,032	1,345	1,312	-1,906	-143	2,864	231	155	90	7	86	340	-24	-4,852	-8,801	-5,779	34,894	29,115	20,314
Change, %	-1.9%	-14.9%	17.9%	1.6%	-38.3%	-38.7%	-47.3%	12.0%	12.2%	-16.6%	-7.3%	18.3%	5.0%	10.8%	1.2%	0.6%	3.4%	23.9%	-4.2%	-16.8%	-3.2%	-12.1%	136.1%	39.7%	5.9%

LA PALMA

	UK	Germany	Netherlands	Sweden	Denmark	Finland	Norway	Ireland	Belgium	Italy	Austria	France	Switzerland	Czech Republic	Poland	Hungary	Romania	Portugal	Luxembourg	Others	International	Mainland	Canary Islands	Spain	TOTAL
2025	1,316	1,745	328	22	892	27	15	15	93	167	48	139	170	69	799	26	34	28	19	504	6,456	3,155	1,982	5,137	11,593
2026	1,918	2,164	395	16	281	9	6	23	96	97	56	163	229	51	815	3	37	47	1	456	6,863	4,005	5,439	9,444	16,307
Change	602	419	67	-6	-611	-18	-9	8	3	-70	8	24	59	-18	16	-23	3	19	-18	-48	407	850	3,457	4,307	4,714
Change, %	45.7%	24.0%	20.4%	-27.3%	-68.5%	-66.7%	-60.0%	53.3%	3.2%	-41.9%	16.7%	17.3%	34.7%	-26.1%	2.0%	-88.5%	8.8%	67.9%	-94.7%	-9.5%	6.3%	26.9%	174.4%	83.8%	40.7%

LA GOMERA

	UK	Germany	Netherlands	Sweden	Denmark	Finland	Norway	Ireland	Belgium	Italy	Austria	France	Switzerland	Czech Republic	Poland	Hungary	Romania	Portugal	Luxembourg	Others	International	Mainland	Canary Islands	Spain	TOTAL
2025	326	1,887	65	49	66	12	26	31	103	124	137	147	202	23	40	16	2	0	7	202	3,465	339	2,262	2,601	6,066
2026	430	2,028	130	75	45	21	23	34	231	73	118	113	135	48	48	5	16	7	8	190	3,778	437	4,184	4,621	8,399
Change	104	141	65	26	-21	9	-3	3	128	-51	-19	-34	-67	25	8	-11	14	7	1	-12	313	98	1,922	2,020	2,333
Change, %	31.9%	7.5%	100.0%	53.1%	-31.8%	75.0%	-11.5%	9.7%	124.3%	-41.1%	-13.9%	-23.1%	-33.2%	108.7%	20.0%	-68.8%	700.0%	--	14.3%	-5.9%	9.0%	28.9%	85.0%	77.7%	38.5%

EL HIERRO

	UK	Germany	Netherlands	Sweden	Denmark	Finland	Norway	Ireland	Belgium	Italy	Austria	France	Switzerland	Czech Republic	Poland	Hungary	Romania	Portugal	Luxembourg	Others	International	Mainland	Canary Islands	Spain	TOTAL
2025	17	97	5	2	4	0	0	0	21	27	7	29	11	6	5	0	0	3	7	73	314	295	919	1,214	1,528
2026	4	88	11	1	0	0	0	0	10	22	25	20	42	5	13	0	0	1	2	26	270	230	1,792	2,022	2,292
Change	-13	-9	6	-1	-4	0	0	0	-11	-5	18	-9	31	-1	8	0	0	-2	-5	-47	-44	-65	873	808	764
Change, %	-76.5%	-9.3%	120.0%	-50.0%	-100.0%	--	--	--	-52.4%	-18.5%	257.1%	-31.0%	281.8%	-16.7%	160.0%	--	--	-66.7%	-71.4%	-64.4%	-14.0%	-22.0%	95.0%	66.6%	50.0%

Source: Encuestas de Alojamiento Turístico (ISTAC)

Guests by apartamentos

April 2026



CANARY ISLANDS

	UK	Germany	Netherlands	Sweden	Denmark	Finland	Norway	Ireland	Belgium	Italy	Austria	France	Switzerland	Czech Republic	Poland	Hungary	Romania	Portugal	Luxembourg	Others	International	Mainland	Canary Islands	Spain	TOTAL
2025	101,360	25,026	14,320	5,479	4,397	2,018	4,448	18,749	3,109	8,035	839	8,518	2,509	1,059	3,988	822	1,137	903	128	11,992	218,836	20,015	30,380	50,395	269,231
2026	100,895	21,338	15,009	4,073	3,225	1,238	2,416	20,143	3,381	5,746	915	9,203	2,580	874	3,253	633	1,003	992	84	8,285	205,286	18,835	31,883	50,718	256,004
Change	-465	-3,688	689	-1,406	-1,172	-780	-2,032	1,394	272	-2,289	76	685	71	-185	-735	-189	-134	89	-44	-3,707	-13,550	-1,180	1,503	323	-13,227
Change, %	-0.5%	-14.7%	4.8%	-25.7%	-26.7%	-38.7%	-45.7%	7.4%	8.7%	-28.5%	9.1%	8.0%	2.8%	-17.5%	-18.4%	-23.0%	-11.8%	9.9%	-34.4%	-30.9%	-6.2%	-5.9%	4.9%	0.6%	-4.9%

LANZAROTE

	UK	Germany	Netherlands	Sweden	Denmark	Finland	Norway	Ireland	Belgium	Italy	Austria	France	Switzerland	Czech Republic	Poland	Hungary	Romania	Portugal	Luxembourg	Others	International	Mainland	Canary Islands	Spain	TOTAL
2025	29,268	3,112	2,338	142	179	26	395	10,519	541	866	60	1,447	342	232	627	77	84	107	40	945	51,347	3,151	2,579	5,730	57,077
2026	29,054	1,977	1,897	32	23	41	73	11,502	456	691	51	1,609	343	154	791	32	62	124	38	864	49,814	3,360	1,871	5,231	55,045
Change	-214	-1,135	-441	-110	-156	15	-322	983	-85	-175	-9	162	1	-78	164	-45	-22	17	-2	-81	-1,533	209	-708	-499	-2,032
Change, %	-0.7%	-36.5%	-18.9%	-77.5%	-87.2%	57.7%	-81.5%	9.3%	-15.7%	-20.2%	-15.0%	11.2%	0.3%	-33.6%	26.2%	-58.4%	-26.2%	15.9%	-5.0%	-8.6%	-3.0%	6.6%	-27.5%	-8.7%	-3.6%

FUERTEVENTURA

	UK	Germany	Netherlands	Sweden	Denmark	Finland	Norway	Ireland	Belgium	Italy	Austria	France	Switzerland	Czech Republic	Poland	Hungary	Romania	Portugal	Luxembourg	Others	International	Mainland	Canary Islands	Spain	TOTAL
2025	5,659	2,994	731	80	155	48	50	846	80	730	55	319	140	77	270	14	31	23	4	1,084	13,390	1,381	2,847	4,228	17,618
2026	7,306	4,097	653	98	81	4	2	655	48	857	18	203	104	34	176	10	11	29	2	257	14,645	1,373	1,587	2,960	17,605
Change	1,647	1,103	-78	18	-74	-44	-48	-191	-32	127	-37	-116	-36	-43	-94	-4	-20	6	-2	-827	1,255	-8	-1,260	-1,268	-13
Change, %	29.1%	36.8%	-10.7%	22.5%	-47.7%	-91.7%	-96.0%	-22.6%	-40.0%	17.4%	-67.3%	-36.4%	-25.7%	-55.8%	-34.8%	-28.6%	-64.5%	26.1%	-50.0%	-76.3%	9.4%	-0.6%	-44.3%	-30.0%	-0.1%

GRAN CANARIA

	UK	Germany	Netherlands	Sweden	Denmark	Finland	Norway	Ireland	Belgium	Italy	Austria	France	Switzerland	Czech Republic	Poland	Hungary	Romania	Portugal	Luxembourg	Others	International	Mainland	Canary Islands	Spain	TOTAL
2025	16,709	9,625	6,521	3,876	2,195	1,070	2,905	2,037	973	2,370	337	2,100	1,090	218	645	268	211	396	34	2,351	55,931	5,086	12,763	17,849	73,780
2026	18,003	8,424	7,246	2,539	1,872	678	1,936	2,430	1,159	1,330	429	2,574	1,219	327	453	172	372	420	6	1,911	53,500	5,135	14,972	20,107	73,607
Change	1,294	-1,201	725	-1,337	-323	-392	-969	393	186	-1,040	92	474	129	109	-192	-96	161	24	-28	-440	-2,431	49	2,209	2,258	-173
Change, %	7.7%	-12.5%	11.1%	-34.5%	-14.7%	-36.6%	-33.4%	19.3%	19.1%	-43.9%	27.3%	22.6%	11.8%	50.0%	-29.8%	-35.8%	76.3%	6.1%	-82.4%	-18.7%	-4.3%	1.0%	17.3%	12.7%	-0.2%

TENERIFE

	UK	Germany	Netherlands	Sweden	Denmark	Finland	Norway	Ireland	Belgium	Italy	Austria	France	Switzerland	Czech Republic	Poland	Hungary	Romania	Portugal	Luxembourg	Others	International	Mainland	Canary Islands	Spain	TOTAL
2025	48,979	6,560	4,475	1,356	1,734	869	1,094	5,336	1,485	4,004	330	4,541	824	521	2,409	452	785	371	50	7,414	93,589	9,785	8,371	18,156	111,745
2026	45,727	4,112	5,032	1,394	1,205	504	401	5,544	1,623	2,812	331	4,656	799	325	1,723	418	552	408	29	5,159	82,754	8,435	9,914	18,349	101,103
Change	-3,252	-2,448	557	38	-529	-365	-693	208	138	-1,192	1	115	-25	-196	-686	-34	-233	37	-21	-2,255	-10,835	-1,350	1,543	193	-10,642
Change, %	-6.6%	-37.3%	12.4%	2.8%	-30.5%	-42.0%	-63.3%	3.9%	9.3%	-29.8%	0.3%	2.5%	-3.0%	-37.6%	-28.5%	-7.5%	-29.7%	10.0%	-42.0%	-30.4%	-11.6%	-13.8%	18.4%	1.1%	-9.5%

LA PALMA

	UK	Germany	Netherlands	Sweden	Denmark	Finland	Norway	Ireland	Belgium	Italy	Austria	France	Switzerland	Czech Republic	Poland	Hungary	Romania	Portugal	Luxembourg	Others	International	Mainland	Canary Islands	Spain	TOTAL
2025	45	1,674	182	4	111	5	2	3	7	47	25	44	55	6	22	2	22	6	0	156	2,418	451	1,465	1,916	4,334
2026	315	1,795	111	4	39	3	0	8	68	17	36	67	64	10	44	0	6	3	0	56	2,646	373	1,635	2,008	4,654
Change	270	121	-71	0	-72	-2	-2	5	61	-30	11	23	9	4	22	-2	-16	-3	0	-100	228	-78	170	92	320
Change, %	600.0%	7.2%	-39.0%	0.0%	-64.9%	-40.0%	-100.0%	166.7%	871.4%	-63.8%	44.0%	52.3%	16.4%	66.7%	100.0%	-100.0%	-72.7%	-50.0%	--	-64.1%	9.4%	-17.3%	11.6%	4.8%	7.4%

LA GOMERA

	UK	Germany	Netherlands	Sweden	Denmark	Finland	Norway	Ireland	Belgium	Italy	Austria	France	Switzerland	Czech Republic	Poland	Hungary	Romania	Portugal	Luxembourg	Others	International	Mainland	Canary Islands	Spain	TOTAL
2025	700	1,048	73	20	23	0	2	8	23	18	32	63	58	5	15	9	4	0	0	41	2,142	96	1,685	1,781	3,923
2026	490	931	70	6	5	8	4	4	27	36	48	91	49	24	66	1	0	8	9	38	1,915	135	1,455	1,590	3,505
Change	-210	-117	-3	-14	-18	8	2	-4	4	18	16	28	-9	19	51	-8	-4	8	9	-3	-227	39	-230	-191	-418
Change, %	-30.0%	-11.2%	-4.1%	-70.0%	-78.3%	--	100.0%	-50.0%	17.4%	100.0%	50.0%	44.4%	-15.5%	380.0%	340.0%	-88.9%	-100.0%	--	--	-7.3%	-10.6%	40.6%	-13.6%	-10.7%	-10.7%

EL HIERRO

	UK	Germany	Netherlands	Sweden	Denmark	Finland	Norway	Ireland	Belgium	Italy	Austria	France	Switzerland	Czech Republic	Poland	Hungary	Romania	Portugal	Luxembourg	Others	International	Mainland	Canary Islands	Spain	TOTAL
2025	0	13	0	1	0	0	0	0	0	0	0	4	0	0	0	0	0	0	0	1	19	65	670	735	754
2026	0	2	0	0	0	0	0	0	0	3	2	3	2	0	0	0	0	0	0	0	12	24	449	473	485
Change	0	-11	0	-1	0	0	0	0	0	3	2	-1	2	0	0	0	0	0	0	-1	-7	-41	-221	-262	-269
Change, %	--	-84.6%	--	-100.0%	--	--	--	--	--	--	--	-25.0%	--	--	--	--	--	--	--	-100.0%	-36.8%	-63.1%	-33.0%	-35.6%	-35.7%

Total guests in tourist accommodation

January - April 2026



CANARY ISLANDS

	UK	Germany	Netherlands	Sweden	Denmark	Finland	Norway	Ireland	Belgium	Italy	Austria	France	Switzerland	Czech Republic	Poland	Hungary	Romania	Portugal	Luxembourg	Others	International	Mainland	Canary Islands	Spain	TOTAL
2025	1,466,087	692,161	187,473	151,027	123,824	85,936	136,935	211,537	100,234	#####	30,549	204,556	49,313	21,134	135,795	16,630	19,382	12,534	6,844	256,991	4,045,124	386,836	263,201	650,037	4,695,161
2026	1,506,098	665,900	189,194	141,025	111,811	78,886	131,792	227,308	99,264	#####	33,811	199,971	53,183	22,993	136,383	16,176	22,298	13,643	6,945	248,108	4,029,804	374,407	343,856	718,263	4,748,067
Change	40,011	-26,261	1,721	-10,002	-12,013	-7,050	-5,143	15,771	-970	-11,167	3,262	-4,585	3,870	1,859	588	-454	2,916	1,109	101	-8,883	-15,320	-12,429	80,655	68,226	52,906
Change, %	2.7%	-3.8%	0.9%	-6.6%	-9.7%	-8.2%	-3.8%	7.5%	-1.0%	-8.2%	10.7%	-2.2%	7.8%	8.8%	0.4%	-2.7%	15.0%	8.8%	1.5%	-3.5%	-0.4%	-3.2%	30.6%	10.5%	1.1%

LANZAROTE

	UK	Germany	Netherlands	Sweden	Denmark	Finland	Norway	Ireland	Belgium	Italy	Austria	France	Switzerland	Czech Republic	Poland	Hungary	Romania	Portugal	Luxembourg	Others	International	Mainland	Canary Islands	Spain	TOTAL
2025	374,335	73,930	23,222	6,135	10,856	4,610	5,137	92,207	12,156	13,226	2,509	51,616	6,995	2,918	14,881	734	1,724	1,621	1,052	21,665	721,529	59,805	22,288	82,093	803,622
2026	394,153	69,972	23,201	3,932	8,748	4,193	3,143	101,039	11,520	13,837	2,753	48,306	6,817	2,845	14,225	549	1,544	1,541	986	20,030	733,334	53,178	25,034	78,212	811,546
Change	19,818	-3,958	-21	-2,203	-2,108	-417	-1,994	8,832	-636	611	244	-3,310	-178	-73	-656	-185	-180	-80	-66	-1,635	11,805	-6,627	2,746	-3,881	7,924
Change, %	5.3%	-5.4%	-0.1%	-35.9%	-19.4%	-9.0%	-38.8%	9.6%	-5.2%	4.6%	9.7%	-6.4%	-2.5%	-2.5%	-4.4%	-25.2%	-10.4%	-4.9%	-6.3%	-7.5%	1.6%	-11.1%	12.3%	-4.7%	1.0%

FUERTEVENTURA

	UK	Germany	Netherlands	Sweden	Denmark	Finland	Norway	Ireland	Belgium	Italy	Austria	France	Switzerland	Czech Republic	Poland	Hungary	Romania	Portugal	Luxembourg	Others	International	Mainland	Canary Islands	Spain	TOTAL
2025	202,286	219,871	22,944	8,243	11,519	4,119	1,479	16,569	7,199	22,741	4,396	39,093	6,609	5,133	38,128	1,403	2,144	1,352	816	27,840	643,884	36,505	21,892	58,397	702,281
2026	201,670	201,319	19,138	8,529	11,266	3,531	1,418	14,713	6,356	23,491	3,990	31,299	7,693	5,426	36,607	827	1,586	1,293	908	25,825	606,885	42,633	27,435	70,068	676,953
Change	-616	-18,552	-3,806	286	-253	-588	-61	-1,856	-843	750	-406	-7,794	1,084	293	-1,521	-576	-558	-59	92	-2,015	-36,999	6,128	5,543	11,671	-25,328
Change, %	-0.3%	-8.4%	-16.6%	3.5%	-2.2%	-14.3%	-4.1%	-11.2%	-11.7%	3.3%	-9.2%	-19.9%	16.4%	5.7%	-4.0%	-41.1%	-26.0%	-4.4%	11.3%	-7.2%	-5.7%	16.8%	25.3%	20.0%	-3.6%

GRAN CANARIA

	UK	Germany	Netherlands	Sweden	Denmark	Finland	Norway	Ireland	Belgium	Italy	Austria	France	Switzerland	Czech Republic	Poland	Hungary	Romania	Portugal	Luxembourg	Others	International	Mainland	Canary Islands	Spain	TOTAL
2025	232,138	196,725	82,106	104,561	59,090	47,283	100,415	31,141	29,089	32,711	10,385	32,935	17,378	4,114	28,411	6,200	3,654	4,826	2,511	60,986	1,086,659	101,734	101,668	203,402	1,290,061
2026	250,410	195,206	85,778	95,538	54,686	43,898	99,498	34,075	27,864	28,790	13,266	37,741	19,240	4,583	28,917	5,567	6,030	4,521	2,207	65,522	1,103,337	93,515	126,034	219,549	1,322,886
Change	18,272	-1,519	3,672	-9,023	-4,404	-3,385	-917	2,934	-1,225	-3,921	2,881	4,806	1,862	469	506	-633	2,376	-305	-304	4,536	16,678	-8,219	24,366	16,147	32,825
Change, %	7.9%	-0.8%	4.5%	-8.6%	-7.5%	-7.2%	-0.9%	9.4%	-4.2%	-12.0%	27.7%	14.6%	10.7%	11.4%	1.8%	-10.2%	65.0%	-6.3%	-12.1%	7.4%	1.5%	-8.1%	24.0%	7.9%	2.5%

TENERIFE

	UK	Germany	Netherlands	Sweden	Denmark	Finland	Norway	Ireland	Belgium	Italy	Austria	France	Switzerland	Czech Republic	Poland	Hungary	Romania	Portugal	Luxembourg	Others	International	Mainland	Canary Islands	Spain	TOTAL
2025	646,257	167,577	56,035	31,028	34,219	29,308	29,368	71,013	49,982	66,281	11,922	78,259	16,596	8,589	50,683	8,140	11,698	4,584	2,222	142,428	1,516,189	174,290	93,025	267,315	1,783,504
2026	648,040	161,812	57,006	31,834	31,254	26,686	27,087	76,823	51,244	57,783	12,454	79,857	17,314	9,649	52,443	9,094	12,983	6,101	2,585	132,988	1,505,037	168,745	133,787	302,532	1,807,569
Change	1,783	-5,765	971	806	-2,965	-2,622	-2,281	5,810	1,262	-8,498	532	1,598	718	1,060	1,760	954	1,285	1,517	363	-9,440	-11,152	-5,545	40,762	35,217	24,065
Change, %	0.3%	-3.4%	1.7%	2.6%	-8.7%	-8.9%	-7.8%	8.2%	2.5%	-12.8%	4.5%	2.0%	4.3%	12.3%	3.5%	11.7%	11.0%	33.1%	16.3%	-6.6%	-0.7%	-3.2%	43.8%	13.2%	1.3%

LA PALMA

	UK	Germany	Netherlands	Sweden	Denmark	Finland	Norway	Ireland	Belgium	Italy	Austria	France	Switzerland	Czech Republic	Poland	Hungary	Romania	Portugal	Luxembourg	Others	International	Mainland	Canary Islands	Spain	TOTAL
2025	5,162	17,912	2,042	307	7,212	168	92	112	688	733	509	1,216	842	281	3,438	102	137	122	153	2,711	43,939	11,771	10,074	21,845	65,784
2026	6,008	21,639	2,600	219	5,006	149	114	159	657	582	476	1,492	1,241	275	3,789	90	114	148	166	2,329	47,253	13,429	15,533	28,962	76,215
Change	846	3,727	558	-88	-2,206	-19	22	47	-31	-151	-33	276	399	-6	351	-12	-23	26	13	-382	3,314	1,658	5,459	7,117	10,431
Change, %	16.4%	20.8%	27.3%	-28.7%	-30.6%	-11.3%	23.9%	42.0%	-4.5%	-20.6%	-6.5%	22.7%	47.4%	-2.1%	10.2%	-11.8%	-16.8%	21.3%	8.5%	-14.1%	7.5%	14.1%	54.2%	32.6%	15.9%

LA GOMERA

	UK	Germany	Netherlands	Sweden	Denmark	Finland	Norway	Ireland	Belgium	Italy	Austria	France	Switzerland	Czech Republic	Poland	Hungary	Romania	Portugal	Luxembourg	Others	International	Mainland	Canary Islands	Spain	TOTAL
2025	5,702	15,451	1,067	723	898	428	412	473	982	378	757	1,233	783	89	205	47	23	24	79	1,175	30,929	1,393	9,516	10,909	41,838
2026	5,597	15,241	1,359	910	833	398	491	476	1,494	431	806	1,084	759	191	307	39	35	36	76	1,303	31,866	1,556	10,455	12,011	43,877
Change	-105	-210	292	187	-65	-30	79	3	512	53	49	-149	-24	102	102	-8	12	12	-3	128	937	163	939	1,102	2,039
Change, %	-1.8%	-1.4%	27.4%	25.9%	-7.2%	-7.0%	19.2%	0.6%	52.1%	14.0%	6.5%	-12.1%	-3.1%	114.6%	49.8%	-17.0%	52.2%	50.0%	-3.8%	10.9%	3.0%	11.7%	9.9%	10.1%	4.9%

EL HIERRO

	UK	Germany	Netherlands	Sweden	Denmark	Finland	Norway	Ireland	Belgium	Italy	Austria	France	Switzerland	Czech Republic	Poland	Hungary	Romania	Portugal	Luxembourg	Others	International	Mainland	Canary Islands	Spain	TOTAL
2025	207	695	57	30	30	20	32	22	138	112	71	204	110	10	49	4	2	5	11	186	1,995	1,338	4,738	6,076	8,071
2026	220	711	112	63	18	31	41	23	129	101	66	192	119	24	95	10	6	3	17	111	2,092	1,351	5,578	6,929	9,021
Change	13	16	55	33	-12	11	9	1	-9	-11	-5	-12	9	14	46	6	4	-2	6	-75	97	13	840	853	950
Change, %	6.3%	2.3%	96.5%	110.0%	-40.0%	55.0%	28.1%	4.5%	-6.5%	-9.8%	-7.0%	-5.9%	8.2%	140.0%	93.9%	150.0%	200.0%	-40.0%	54.5%	-40.3%	4.9%	1.0%	17.7%	14.0%	11.8%

Guests in hotels

January - April 2026



CANARY ISLANDS

	UK	Germany	Netherlands	Sweden	Denmark	Finland	Norway	Ireland	Belgium	Italy	Austria	France	Switzerland	Czech Republic	Poland	Hungary	Romania	Portugal	Luxembourg	Others	International	Mainland	Canary Islands	Spain	TOTAL
2025	1,095,442	585,543	137,225	100,450	89,282	57,431	89,392	135,785	88,724	#####	26,267	176,860	40,969	16,209	115,540	12,779	15,236	10,709	6,505	210,640	3,115,310	335,567	201,353	536,920	3,652,230
2026	1,123,120	561,575	137,924	95,941	81,613	53,331	88,685	145,858	87,699	96,692	28,916	171,016	43,970	18,412	115,580	12,247	18,060	11,669	6,549	206,578	3,105,435	325,777	281,324	607,101	3,712,536
Change	27,678	-23,968	699	-4,509	-7,669	-4,100	-707	10,073	-1,025	-7,630	2,649	-5,844	3,001	2,203	40	-532	2,824	960	44	-4,062	-9,875	-9,790	79,971	70,181	60,306
Change, %	2.5%	-4.1%	0.5%	-4.5%	-8.6%	-7.1%	-0.8%	7.4%	-1.2%	-7.3%	10.1%	-3.3%	7.3%	13.6%	0.0%	-4.2%	18.5%	9.0%	0.7%	-1.9%	-0.3%	-2.9%	39.7%	13.1%	1.7%

LANZAROTE

	UK	Germany	Netherlands	Sweden	Denmark	Finland	Norway	Ireland	Belgium	Italy	Austria	France	Switzerland	Czech Republic	Poland	Hungary	Romania	Portugal	Luxembourg	Others	International	Mainland	Canary Islands	Spain	TOTAL
2025	259,287	62,199	15,643	2,499	9,455	2,527	2,165	50,414	10,442	10,374	2,156	46,010	5,473	1,846	11,630	557	1,449	1,414	975	17,189	513,704	49,864	15,289	65,153	578,857
2026	273,719	59,608	15,274	2,188	8,379	2,376	1,671	53,886	9,908	10,925	2,414	42,234	5,751	1,918	10,270	433	1,229	1,317	869	15,962	520,331	43,004	20,197	63,201	583,532
Change	14,432	-2,591	-369	-311	-1,076	-151	-494	3,472	-534	551	258	-3,776	278	72	-1,360	-124	-220	-97	-106	-1,227	6,627	-6,860	4,908	-1,952	4,675
Change, %	5.6%	-4.2%	-2.4%	-12.4%	-11.4%	-6.0%	-22.8%	6.9%	-5.1%	5.3%	12.0%	-8.2%	5.1%	3.9%	-11.7%	-22.3%	-15.2%	-6.9%	-10.9%	-7.1%	1.3%	-13.8%	32.1%	-3.0%	0.8%

FUERTEVENTURA

	UK	Germany	Netherlands	Sweden	Denmark	Finland	Norway	Ireland	Belgium	Italy	Austria	France	Switzerland	Czech Republic	Poland	Hungary	Romania	Portugal	Luxembourg	Others	International	Mainland	Canary Islands	Spain	TOTAL
2025	174,351	201,241	20,221	6,828	10,300	3,209	992	12,746	6,792	19,340	4,141	37,381	6,091	4,794	36,215	1,326	1,986	1,274	801	24,978	575,007	31,958	16,145	48,103	623,110
2026	166,966	183,191	17,414	7,711	10,650	3,107	1,116	11,411	6,056	18,776	3,697	29,919	7,082	5,219	35,167	780	1,487	1,230	898	24,670	536,547	39,204	23,059	62,263	598,810
Change	-7,385	-18,050	-2,807	883	350	-102	124	-1,335	-736	-564	-444	-7,462	991	425	-1,048	-546	-499	-44	97	-308	-38,460	7,246	6,914	14,160	-24,300
Change, %	-4.2%	-9.0%	-13.9%	12.9%	3.4%	-3.2%	12.5%	-10.5%	-10.8%	-2.9%	-10.7%	-20.0%	16.3%	8.9%	-2.9%	-41.2%	-25.1%	-3.5%	12.1%	-1.2%	-6.7%	22.7%	42.8%	29.4%	-3.9%

GRAN CANARIA

	UK	Germany	Netherlands	Sweden	Denmark	Finland	Norway	Ireland	Belgium	Italy	Austria	France	Switzerland	Czech Republic	Poland	Hungary	Romania	Portugal	Luxembourg	Others	International	Mainland	Canary Islands	Spain	TOTAL
2025	179,043	156,741	58,616	70,770	40,006	33,397	68,466	21,321	25,697	23,269	8,801	27,196	13,584	2,824	24,993	4,702	2,902	4,140	2,393	50,234	819,095	89,669	76,934	166,603	985,698
2026	190,122	155,436	61,697	65,758	37,795	30,606	69,664	24,355	24,319	21,622	11,221	30,974	14,391	3,250	25,256	4,210	4,828	3,857	2,119	54,605	836,085	81,440	100,157	181,597	1,017,682
Change	11,079	-1,305	3,081	-5,012	-2,211	-2,791	1,198	3,034	-1,378	-1,647	2,420	3,778	807	426	263	-492	1,926	-283	-274	4,371	16,990	-8,229	23,223	14,994	31,984
Change, %	6.2%	-0.8%	5.3%	-7.1%	-5.5%	-8.4%	1.7%	14.2%	-5.4%	-7.1%	27.5%	13.9%	5.9%	15.1%	1.1%	-10.5%	66.4%	-6.8%	-11.5%	8.7%	2.1%	-9.2%	30.2%	9.0%	3.2%

TENERIFE

	UK	Germany	Netherlands	Sweden	Denmark	Finland	Norway	Ireland	Belgium	Italy	Austria	France	Switzerland	Czech Republic	Poland	Hungary	Romania	Portugal	Luxembourg	Others	International	Mainland	Canary Islands	Spain	TOTAL
2025	475,097	144,208	40,662	19,425	22,381	17,752	17,374	50,866	44,275	50,410	10,141	64,203	14,428	6,409	39,207	6,079	8,782	3,751	2,098	115,052	1,152,600	151,406	77,583	228,989	1,381,589
2026	484,021	140,065	40,676	19,205	19,533	16,761	15,745	55,700	45,479	44,553	10,605	65,832	15,040	7,625	40,961	6,717	10,377	5,097	2,427	108,078	1,154,497	147,659	115,110	262,769	1,417,266
Change	8,924	-4,143	14	-220	-2,848	-991	-1,629	4,834	1,204	-5,857	464	1,629	612	1,216	1,754	638	1,595	1,346	329	-6,974	1,897	-3,747	37,527	33,780	35,677
Change, %	1.9%	-2.9%	0.0%	-1.1%	-12.7%	-5.6%	-9.4%	9.5%	2.7%	-11.6%	4.6%	2.5%	4.2%	19.0%	4.5%	10.5%	18.2%	35.9%	15.7%	-6.1%	0.2%	-2.5%	48.4%	14.8%	2.6%

LA PALMA

	UK	Germany	Netherlands	Sweden	Denmark	Finland	Norway	Ireland	Belgium	Italy	Austria	France	Switzerland	Czech Republic	Poland	Hungary	Romania	Portugal	Luxembourg	Others	International	Mainland	Canary Islands	Spain	TOTAL
2025	4,753	11,036	1,471	272	6,422	131	70	104	591	560	401	1,020	673	257	3,300	77	100	114	150	2,019	33,521	10,434	6,285	16,719	50,240
2026	5,249	13,523	1,958	189	4,555	121	91	140	543	443	354	1,194	1,017	247	3,646	73	106	138	159	2,027	35,773	12,134	11,584	23,718	59,491
Change	496	2,487	487	-83	-1,867	-10	21	36	-48	-117	-47	174	344	-10	346	-4	6	24	9	8	2,252	1,700	5,299	6,999	9,251
Change, %	10.4%	22.5%	33.1%	-30.5%	-29.1%	-7.6%	30.0%	34.6%	-8.1%	-20.9%	-11.7%	17.1%	51.1%	-3.9%	10.5%	-5.2%	6.0%	21.1%	6.0%	0.4%	6.7%	16.3%	84.3%	41.9%	18.4%

LA GOMERA

	UK	Germany	Netherlands	Sweden	Denmark	Finland	Norway	Ireland	Belgium	Italy	Austria	France	Switzerland	Czech Republic	Poland	Hungary	Romania	Portugal	Luxembourg	Others	International	Mainland	Canary Islands	Spain	TOTAL
2025	2,737	9,499	563	633	688	400	297	313	800	275	573	873	627	69	156	34	15	11	77	991	19,631	1,072	6,319	7,391	27,022
2026	2,852	9,152	811	829	685	329	367	345	1,274	307	562	688	572	133	189	24	27	27	60	1,133	20,366	1,148	7,397	8,545	28,911
Change	115	-347	248	196	-3	-71	70	32	474	32	-11	-185	-55	64	33	-10	12	16	-17	142	735	76	1,078	1,154	1,889
Change, %	4.2%	-3.7%	44.0%	31.0%	-0.4%	-17.8%	23.6%	10.2%	59.3%	11.6%	-1.9%	-21.2%	-8.8%	92.8%	21.2%	-29.4%	80.0%	145.5%	-22.1%	14.3%	3.7%	7.1%	17.1%	15.6%	7.0%

EL HIERRO

	UK	Germany	Netherlands	Sweden	Denmark	Finland	Norway	Ireland	Belgium	Italy	Austria	France	Switzerland	Czech Republic	Poland	Hungary	Romania	Portugal	Luxembourg	Others	International	Mainland	Canary Islands	Spain	TOTAL
2025	174	619	49	23	30	15	28	21	127	94	54	177	93	10	39	4	2	5	11	177	1,752	1,164	2,798	3,962	5,714
2026	191	600	94	61	16	31	31	21	120	66	63	175	117	20	91	10	6	3	17	103	1,836	1,188	3,820	5,008	6,844
Change	17	-19	45	38	-14	16	3	0	-7	-28	9	-2	24	10	52	6	4	-2	6	-74	84	24	1,022	1,046	1,130
Change, %	9.8%	-3.1%	91.8%	165.2%	-46.7%	106.7%	10.7%	0.0%	-5.5%	-29.8%	16.7%	-1.1%	25.8%	100.0%	133.3%	150.0%	200.0%	-40.0%	54.5%	-41.8%	4.8%	2.1%	36.5%	26.4%	19.8%

Guests by apartments

January - April 2026



CANARY ISLANDS

	UK	Germany	Netherlands	Sweden	Denmark	Finland	Norway	Ireland	Belgium	Italy	Austria	France	Switzerland	Czech Republic	Poland	Hungary	Romania	Portugal	Luxembourg	Others	International	Mainland	Canary Islands	Spain	TOTAL
2025	370,645	106,618	50,248	50,577	34,542	28,505	47,543	75,752	11,510	31,860	4,282	27,696	8,344	4,925	20,255	3,851	4,146	1,825	339	46,351	929,814	51,269	61,848	113,117	1,042,931
2026	382,978	104,325	51,270	45,084	30,198	25,555	43,107	81,450	11,565	28,323	4,895	28,955	9,213	4,581	20,803	3,929	4,238	1,974	396	41,530	924,369	48,630	62,532	111,162	1,035,531
Change	12,333	-2,293	1,022	-5,493	-4,344	-2,950	-4,436	5,698	55	-3,537	613	1,259	869	-344	548	78	92	149	57	-4,821	-5,445	-2,639	684	-1,955	-7,400
Change, %	3.3%	-2.2%	2.0%	-10.9%	-12.6%	-10.3%	-9.3%	7.5%	0.5%	-11.1%	14.3%	4.5%	10.4%	-7.0%	2.7%	2.0%	2.2%	8.2%	16.8%	-10.4%	-0.6%	-5.1%	1.1%	-1.7%	-0.7%

LANZAROTE

	UK	Germany	Netherlands	Sweden	Denmark	Finland	Norway	Ireland	Belgium	Italy	Austria	France	Switzerland	Czech Republic	Poland	Hungary	Romania	Portugal	Luxembourg	Others	International	Mainland	Canary Islands	Spain	TOTAL
2025	115,048	11,731	7,579	3,636	1,401	2,083	2,972	41,793	1,714	2,852	353	5,606	1,522	1,072	3,251	177	275	207	77	4,476	207,825	9,941	6,999	16,940	224,765
2026	120,434	10,364	7,927	1,744	369	1,817	1,472	47,153	1,612	2,912	339	6,072	1,066	927	3,955	116	315	224	117	4,068	213,003	10,174	4,837	15,011	228,014
Change	5,386	-1,367	348	-1,892	-1,032	-266	-1,500	5,360	-102	60	-14	466	-456	-145	704	-61	40	17	40	-408	5,178	233	-2,162	-1,929	3,249
Change, %	4.7%	-11.7%	4.6%	-52.0%	-73.7%	-12.8%	-50.5%	12.8%	-6.0%	2.1%	-4.0%	8.3%	-30.0%	-13.5%	21.7%	-34.5%	14.5%	8.2%	51.9%	-9.1%	2.5%	2.3%	-30.9%	-11.4%	1.4%

FUERTEVENTURA

	UK	Germany	Netherlands	Sweden	Denmark	Finland	Norway	Ireland	Belgium	Italy	Austria	France	Switzerland	Czech Republic	Poland	Hungary	Romania	Portugal	Luxembourg	Others	International	Mainland	Canary Islands	Spain	TOTAL
2025	27,935	18,630	2,723	1,415	1,219	910	487	3,823	407	3,401	255	1,712	518	339	1,913	77	158	78	15	2,862	68,877	4,547	5,747	10,294	79,171
2026	34,704	18,128	1,724	818	616	424	302	3,302	300	4,715	293	1,380	611	207	1,440	47	99	63	10	1,155	70,338	3,429	4,376	7,805	78,143
Change	6,769	-502	-999	-597	-603	-486	-185	-521	-107	1,314	38	-332	93	-132	-473	-30	-59	-15	-5	-1,707	1,461	-1,118	-1,371	-2,489	-1,028
Change, %	24.2%	-2.7%	-36.7%	-42.2%	-49.5%	-53.4%	-38.0%	-13.6%	-26.3%	38.6%	14.9%	-19.4%	18.0%	-38.9%	-24.7%	-39.0%	-37.3%	-19.2%	-33.3%	-59.6%	2.1%	-24.6%	-23.9%	-24.2%	-1.3%

GRAN CANARIA

	UK	Germany	Netherlands	Sweden	Denmark	Finland	Norway	Ireland	Belgium	Italy	Austria	France	Switzerland	Czech Republic	Poland	Hungary	Romania	Portugal	Luxembourg	Others	International	Mainland	Canary Islands	Spain	TOTAL
2025	53,095	39,984	23,490	33,791	19,084	13,886	31,949	9,820	3,392	9,442	1,584	5,739	3,794	1,290	3,418	1,498	752	686	118	10,752	267,564	12,065	24,734	36,799	304,363
2026	60,288	39,770	24,081	29,780	16,891	13,292	29,834	9,720	3,545	7,168	2,045	6,767	4,849	1,333	3,661	1,357	1,202	664	88	10,917	267,252	12,075	25,877	37,952	305,204
Change	7,193	-214	591	-4,011	-2,193	-594	-2,115	-100	153	-2,274	461	1,028	1,055	43	243	-141	450	-22	-30	165	-312	10	1,143	1,153	841
Change, %	13.5%	-0.5%	2.5%	-11.9%	-11.5%	-4.3%	-6.6%	-1.0%	4.5%	-24.1%	29.1%	17.9%	27.8%	3.3%	7.1%	-9.4%	59.8%	-3.2%	-25.4%	1.5%	-0.1%	0.1%	4.6%	3.1%	0.3%

TENERIFE

	UK	Germany	Netherlands	Sweden	Denmark	Finland	Norway	Ireland	Belgium	Italy	Austria	France	Switzerland	Czech Republic	Poland	Hungary	Romania	Portugal	Luxembourg	Others	International	Mainland	Canary Islands	Spain	TOTAL
2025	171,160	23,369	15,373	11,603	11,838	11,556	11,994	20,147	5,707	15,871	1,781	14,056	2,168	2,180	11,476	2,061	2,916	833	124	27,376	363,589	22,884	15,442	38,326	401,915
2026	164,019	21,747	16,330	12,629	11,721	9,925	11,342	21,123	5,765	13,230	1,849	14,025	2,274	2,024	11,482	2,377	2,606	1,004	158	24,910	350,540	21,086	18,677	39,763	390,303
Change	-7,141	-1,622	957	-1,026	-117	-1,631	-652	976	58	-2,641	68	-31	106	-156	6	316	-310	171	34	-2,466	-13,049	-1,798	3,235	1,437	-11,612
Change, %	-4.2%	-6.9%	6.2%	-8.8%	-1.0%	-14.1%	-5.4%	4.8%	1.0%	-16.6%	3.8%	-0.2%	4.9%	-7.2%	0.1%	15.3%	-10.6%	20.5%	27.4%	-9.0%	-3.6%	-7.9%	20.9%	3.7%	-2.9%

LA PALMA

	UK	Germany	Netherlands	Sweden	Denmark	Finland	Norway	Ireland	Belgium	Italy	Austria	France	Switzerland	Czech Republic	Poland	Hungary	Romania	Portugal	Luxembourg	Others	International	Mainland	Canary Islands	Spain	TOTAL
2025	409	6,876	571	35	790	37	22	8	97	173	108	196	169	24	138	25	37	8	3	692	10,418	1,337	3,789	5,126	15,544
2026	759	8,116	642	30	451	28	23	19	114	139	122	298	224	28	143	17	8	10	7	302	11,480	1,295	3,949	5,244	16,724
Change	350	1,240	71	-5	-339	-9	1	11	17	-34	14	102	55	4	5	-8	-29	2	4	-390	1,062	-42	160	118	1,180
Change, %	85.6%	18.0%	12.4%	-14.3%	-42.9%	-24.3%	4.5%	137.5%	17.5%	-19.7%	13.0%	52.0%	32.5%	16.7%	3.6%	-32.0%	-78.4%	25.0%	133.3%	-56.4%	10.2%	-3.1%	4.2%	2.3%	7.6%

LA GOMERA

	UK	Germany	Netherlands	Sweden	Denmark	Finland	Norway	Ireland	Belgium	Italy	Austria	France	Switzerland	Czech Republic	Poland	Hungary	Romania	Portugal	Luxembourg	Others	International	Mainland	Canary Islands	Spain	TOTAL
2025	2,965	5,952	504	90	210	28	115	160	182	103	184	360	156	20	49	13	8	13	2	184	11,298	321	3,197	3,518	14,816
2026	2,745	6,089	548	81	148	69	124	131	220	124	244	396	187	58	118	15	8	8	9	16	11,500	408	3,058	3,466	14,966
Change	-220	137	44	-9	-62	41	9	-29	38	21	60	36	31	38	69	2	0	-4	14	-14	202	87	-139	-52	150
Change, %	-7.4%	2.3%	8.7%	-10.0%	-29.5%	146.4%	7.8%	-18.1%	20.9%	20.4%	32.6%	10.0%	19.9%	190.0%	140.8%	15.4%	0.0%	-30.8%	700.0%	-7.6%	1.8%	27.1%	-4.3%	-1.5%	1.0%

EL HIERRO

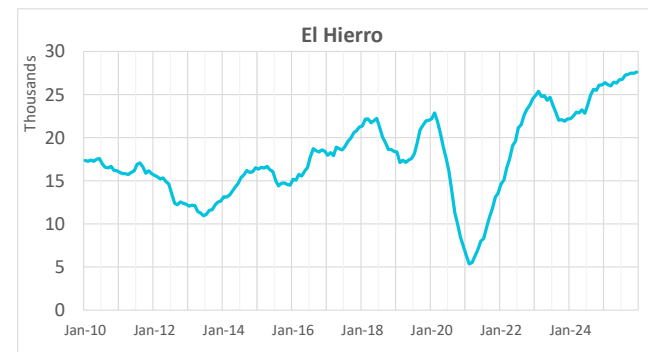
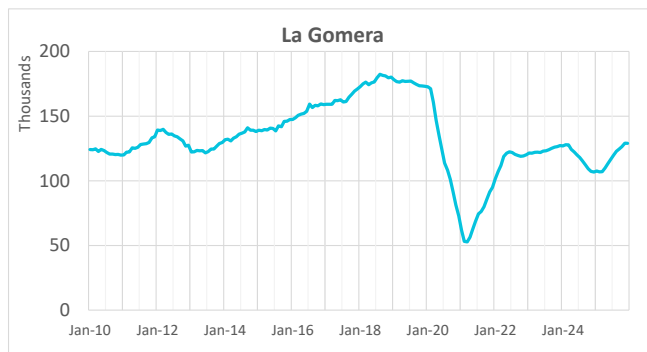
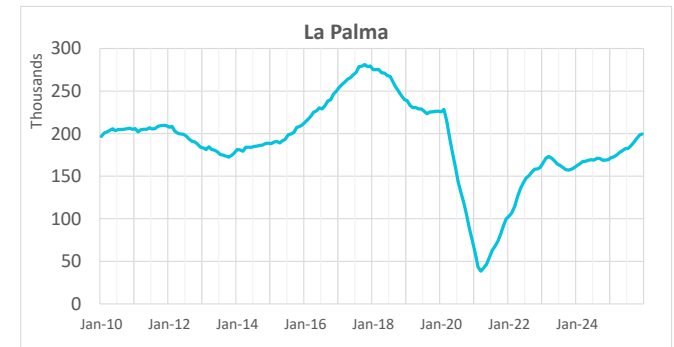
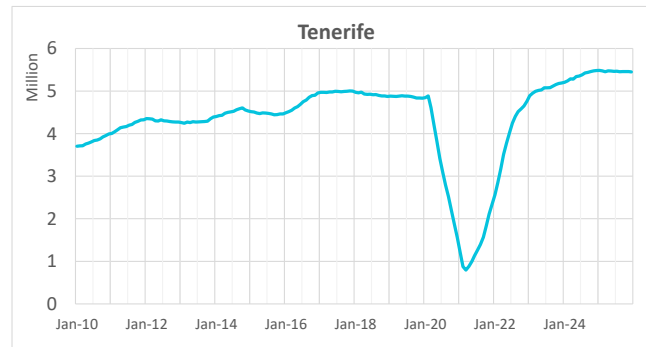
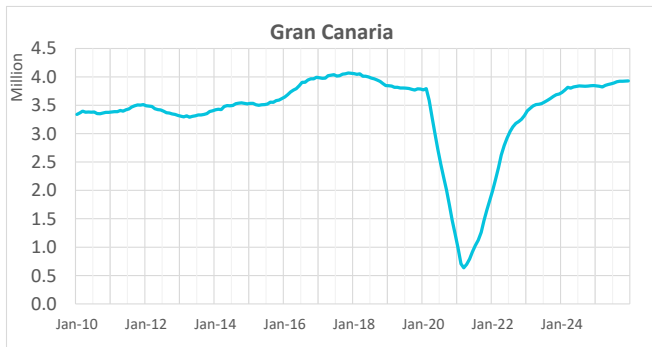
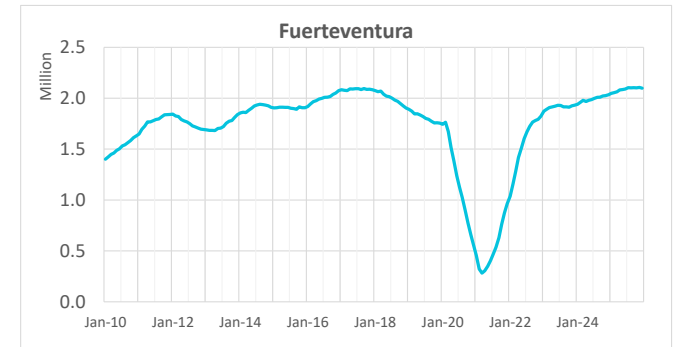
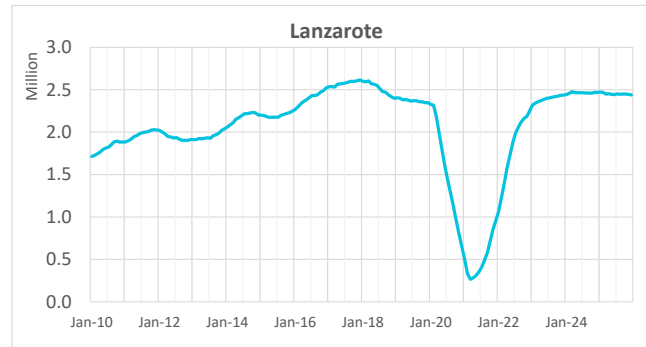
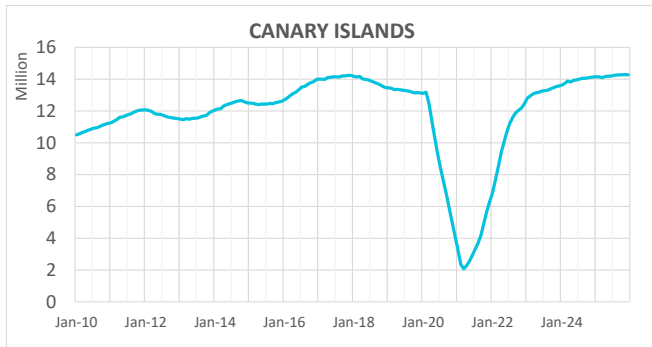
	UK	Germany	Netherlands	Sweden	Denmark	Finland	Norway	Ireland	Belgium	Italy	Austria	France	Switzerland	Czech Republic	Poland	Hungary	Romania	Portugal	Luxembourg	Others	International	Mainland	Canary Islands	Spain	TOTAL
2025	33	76	8	7	0	5	4	1	11	18	17	27	17	0	10	0	0	0	0	9	243	174	1,940	2,114	2,357
2026	29	111	18	2	2	0	10	2	9	35	3	17	2	4	4	0	0	0	0	8	256	163	1,758	1,921	2,177
Change	-4	35	10	-5	2	-5	6	1	-2	17	-14	-10	-15	4	-6	0	0	0	0	-1	13	-11	-182	-193	-180
Change, %	-12.1%	46.1%	125.0%	-71.4%	--	-100.0%	150.0%	100.0%	-18.2%	94.4%	-82.4%	-37.0%	-88.2%	--	-60.0%	--	--	--	--	-11.1%	5.3%	-6.3%	-9.4%	-9.1%	-7.6%

Total guests in tourist accommodation

April 2026




Total guests in the Canary Islands (12-month moving sum)



Total guests in tourist accommodation

April 2026



Total guests in the Canary Islands (12-month moving sum)

