


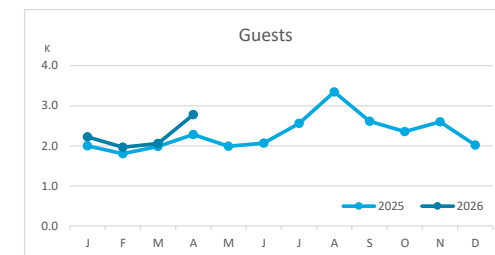
# Main tourist accommodation indicators

## EL HIERRO (January - April 2026)



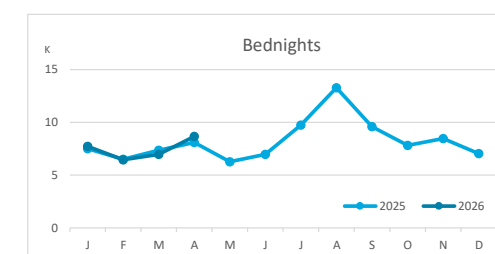
### GUESTS BY ACCOMMODATION TYPE (\*)

	Breakdown by accommodation type											
	TOTAL				Hotels				Apartments			
	Abroad	Mainland	Canary Islands	Total	Abroad	Mainland	Canary Islands	Total	Abroad	Mainland	Canary Islands	Total
Jan-Apr25	1,995	1,338	4,738	<b>8,071</b>	1,752	1,164	2,798	<b>5,714</b>	243	174	1,940	<b>2,357</b>
Jan-Apr26	2,092	1,351	5,578	<b>9,021</b>	1,836	1,188	3,820	<b>6,844</b>	256	163	1,758	<b>2,177</b>
Change	97	13	840	<b>950</b>	84	24	1,022	<b>1,130</b>	13	-11	-182	<b>-180</b>
Change, %	4.9%	1.0%	17.7%	<b>11.8%</b>	4.8%	2.1%	36.5%	<b>19.8%</b>	5.3%	-6.3%	-9.4%	<b>-7.6%</b>



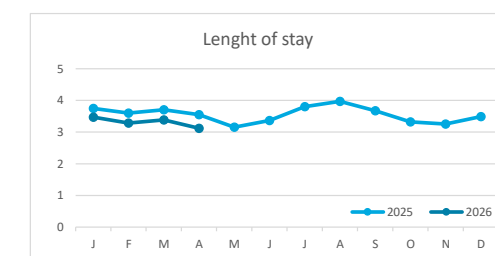
### BEDNIGHTS

	Breakdown by accommodation type											
	TOTAL				Hotels				Apartments			
	Abroad	Mainland	Canary Islands	Total	Abroad	Mainland	Canary Islands	Total	Abroad	Mainland	Canary Islands	Total
Jan-Apr25	9,358	5,468	14,619	<b>29,445</b>	7,567	4,412	7,459	<b>19,438</b>	1,791	1,056	7,160	<b>10,007</b>
Jan-Apr26	9,288	5,400	15,119	<b>29,807</b>	7,483	4,737	9,306	<b>21,526</b>	1,805	663	5,813	<b>8,281</b>
Change	-70	-68	500	<b>362</b>	-84	325	1,847	<b>2,088</b>	14	-393	-1,347	<b>-1,726</b>
Change, %	-0.7%	-1.2%	3.4%	<b>1.2%</b>	-1.1%	7.4%	24.8%	<b>10.7%</b>	0.8%	-37.2%	-18.8%	<b>-17.2%</b>

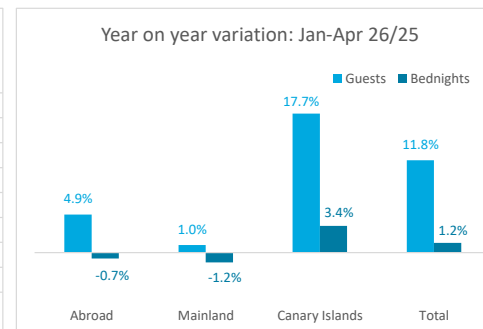
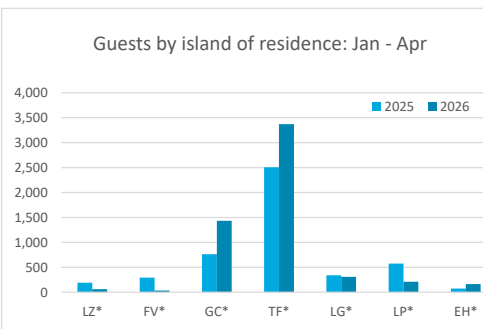
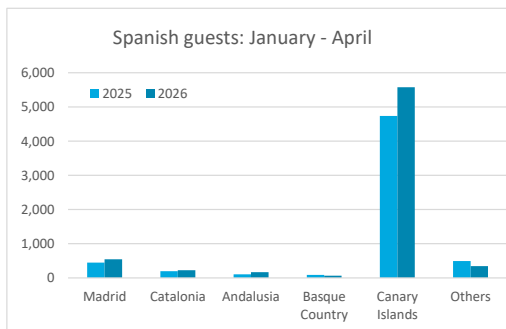
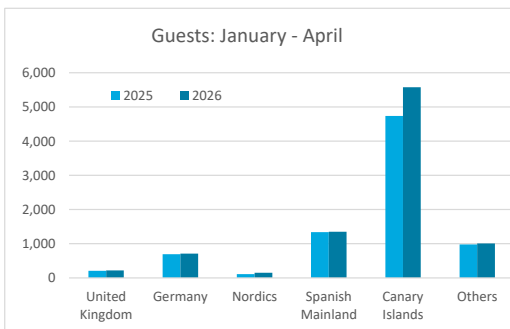


### LENGHT OF STAY

	Breakdown by accommodation type											
	TOTAL				Hotels				Apartments			
	Abroad	Mainland	Canary Islands	Total	Abroad	Mainland	Canary Islands	Total	Abroad	Mainland	Canary Islands	Total
Jan-Apr25	4.7	4.1	3.1	<b>3.6</b>	4.3	3.8	2.7	<b>3.4</b>	7.4	6.1	3.7	<b>4.2</b>
Jan-Apr26	4.4	4.0	2.7	<b>3.3</b>	4.1	4.0	2.4	<b>3.1</b>	7.1	4.1	3.3	<b>3.8</b>
Change	-0.3	-0.1	-0.4	<b>-0.3</b>	-0.2	0.2	-0.2	<b>-0.3</b>	-0.3	-2.0	-0.4	<b>-0.4</b>



### GUESTS AND BEDNIGHTS BY PLACE OF RESIDENCE

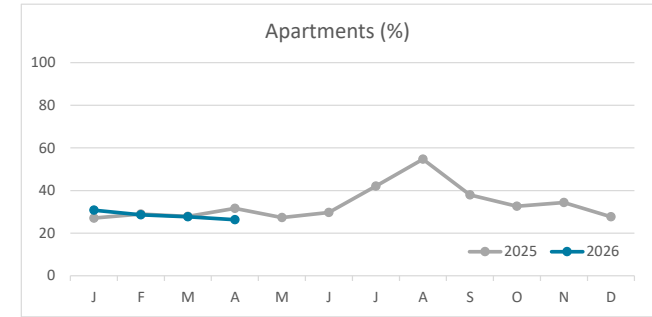
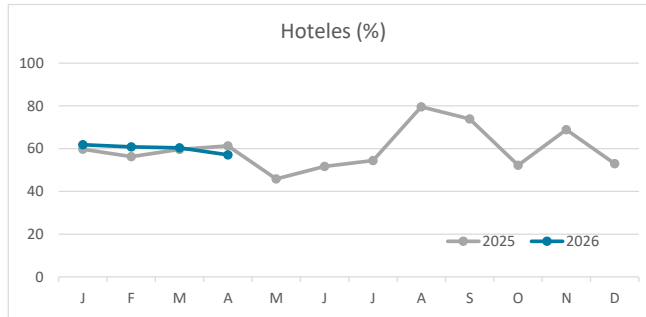
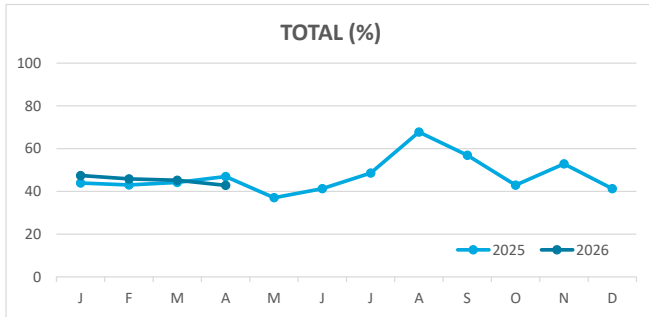


Note: LZ\* (Lanzarote), FV\* (Fuerteventura), GC\* (Gran Canaria), TF\* (Tenerife), LG\* (La Gomera), LP\* (La Palma) and EH\* (El Hierro).

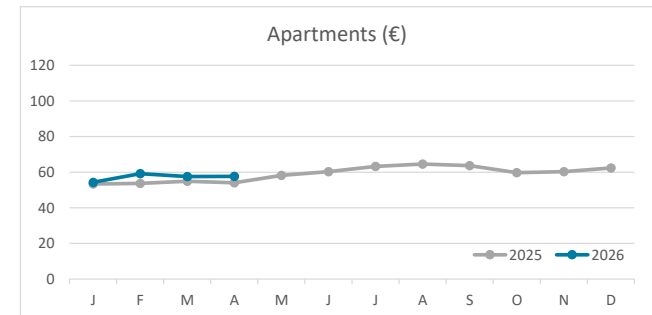
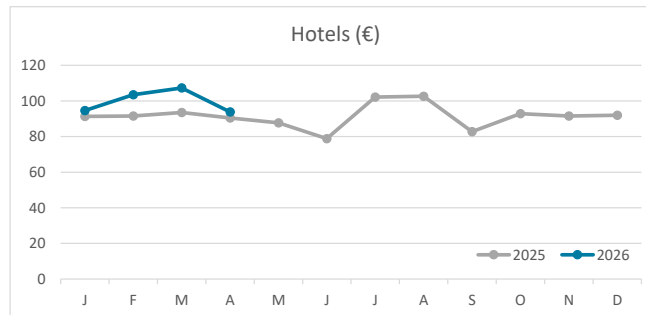
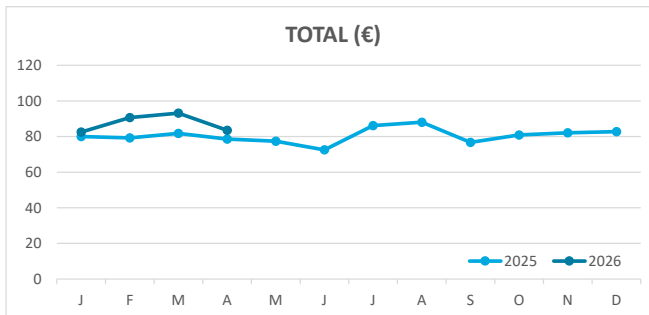
# Main tourist accommodation indicators

## EL HIERRO (January - April 2026)

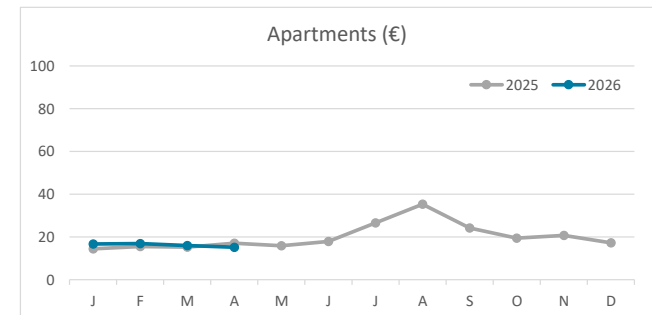
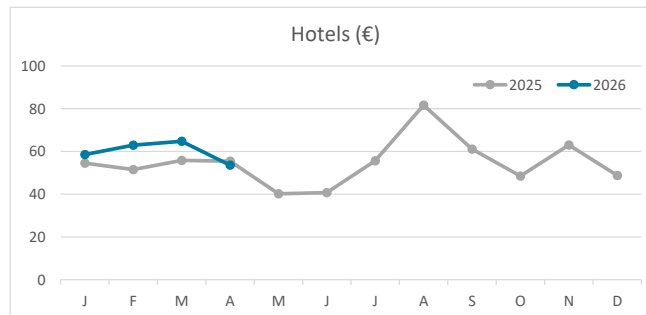
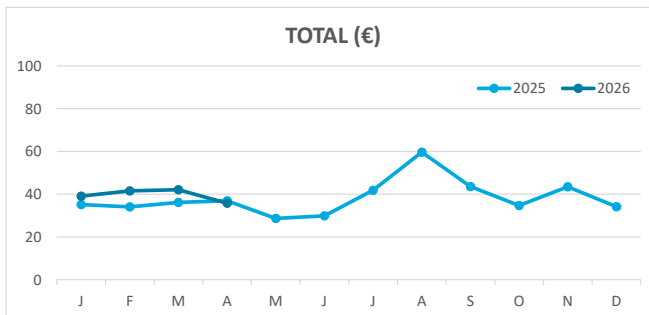
### OCCUPANCY RATE PER ROOM / APARTMENT



### ADR (Average Daily Rate)



### REVPAR (Revenue Per Available Room)



Note: "Guests indicator" refers to number of guests checking in as new arrivals.  
 Source: Encuestas de Alojamiento Turístico (ISTAC)