


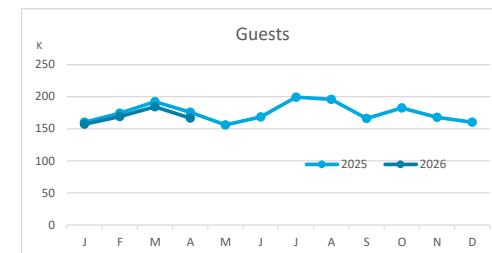
Main tourist accommodation indicators

FUERTEVENTURA (January - April 2026)



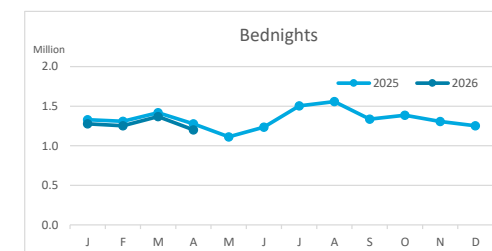
GUESTS BY ACCOMMODATION TYPE (*)

	TOTAL				Breakdown by accommodation type							
					Hotels				Apartments			
	Abroad	Mainland	Canary Islands	Total	Abroad	Mainland	Canary Islands	Total	Abroad	Mainland	Canary Islands	Total
Jan-Apr25	643,884	36,505	21,892	702,281	575,007	31,958	16,145	623,110	68,877	4,547	5,747	79,171
Jan-Apr26	606,885	42,633	27,435	676,953	536,547	39,204	23,059	598,810	70,338	3,429	4,376	78,143
Change	-36,999	6,128	5,543	-25,328	-38,460	7,246	6,914	-24,300	1,461	-1,118	-1,371	-1,028
Change, %	-5.7%	16.8%	25.3%	-3.6%	-6.7%	22.7%	42.8%	-3.9%	2.1%	-24.6%	-23.9%	-1.3%



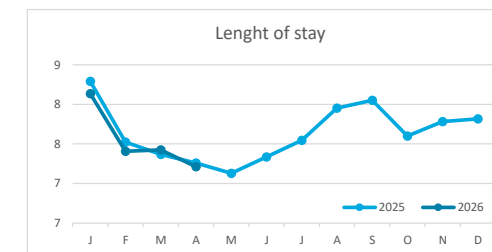
BEDNIGHTS

	TOTAL				Breakdown by accommodation type							
					Hotels				Apartments			
	Abroad	Mainland	Canary Islands	Total	Abroad	Mainland	Canary Islands	Total	Abroad	Mainland	Canary Islands	Total
Jan-Apr25	5,063,776	191,055	75,435	5,330,266	4,425,196	160,935	52,827	4,638,958	638,580	30,120	22,608	691,308
Jan-Apr26	4,736,895	259,480	103,204	5,099,579	4,125,178	241,802	83,556	4,450,536	611,717	17,678	19,648	649,043
Change	-326,881	68,425	27,769	-230,687	-300,018	80,867	30,729	-188,422	-26,863	-12,442	-2,960	-42,265
Change, %	-6.5%	35.8%	36.8%	-4.3%	-6.8%	50.2%	58.2%	-4.1%	-4.2%	-41.3%	-13.1%	-6.1%

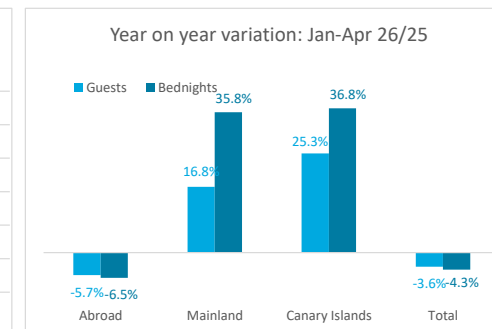
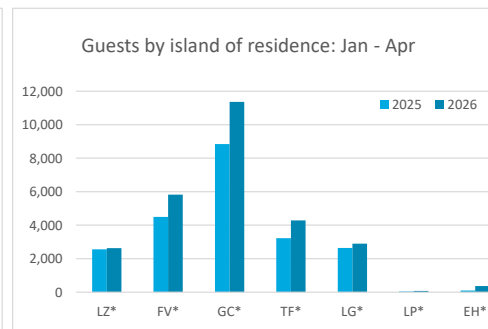
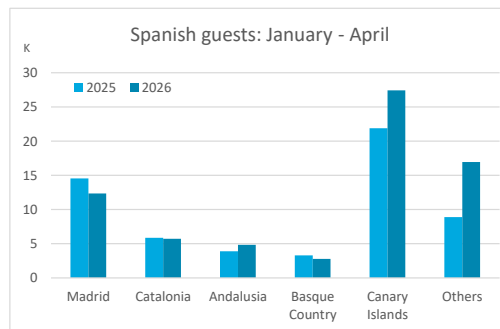
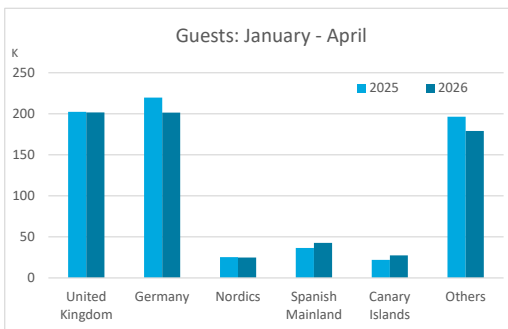


LENGHT OF STAY

	TOTAL				Breakdown by accommodation type							
					Hotels				Apartments			
	Abroad	Mainland	Canary Islands	Total	Abroad	Mainland	Canary Islands	Total	Abroad	Mainland	Canary Islands	Total
Jan-Apr25	7.9	5.2	3.4	7.6	7.7	5.0	3.3	7.4	9.3	6.6	3.9	8.7
Jan-Apr26	7.8	6.1	3.8	7.5	7.7	6.2	3.6	7.4	8.7	5.2	4.5	8.3
Change	-0.1	0.9	0.3	-0.1	0.0	1.1	0.4	0.0	-0.6	-1.5	0.6	-0.4



GUESTS AND BEDNIGHTS BY PLACE OF RESIDENCE

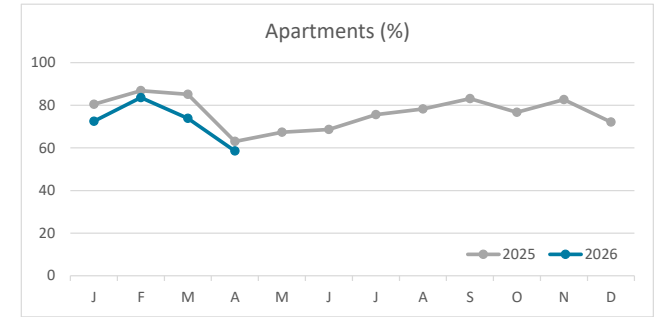
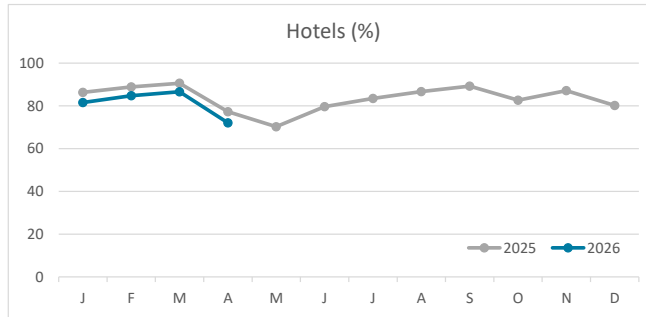
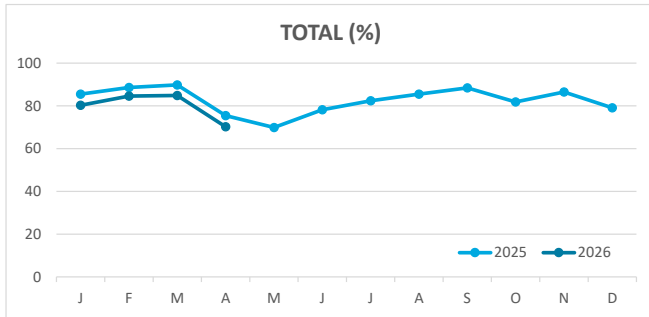


Note: LZ* (Lanzarote), FV* (Fuerteventura), GC* (Gran Canaria), TF* (Tenerife), LG* (La Gomera), LP* (La Palma) and EH* (El Hierro).

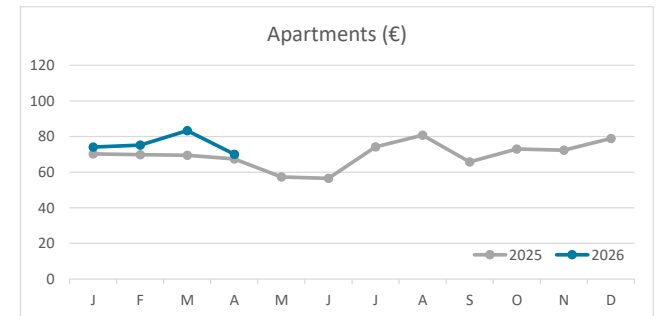
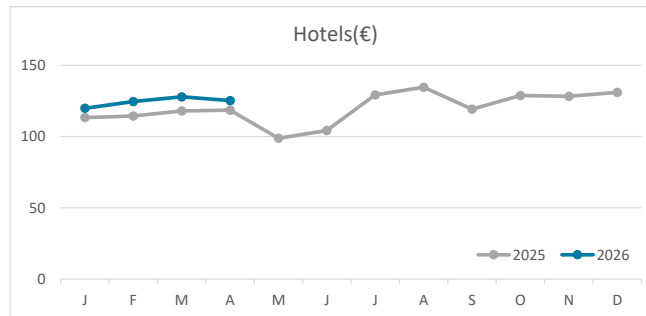
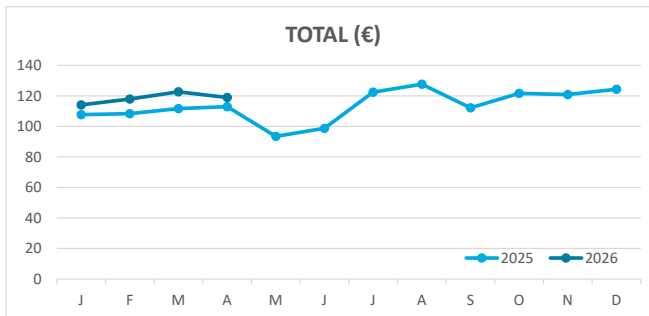
Main tourist accommodation indicators

FUERTEVENTURA (January - April 2026)

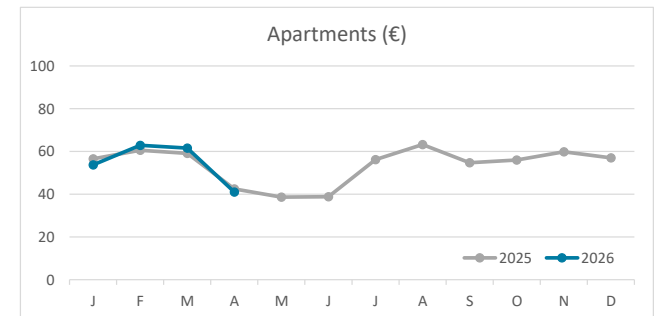
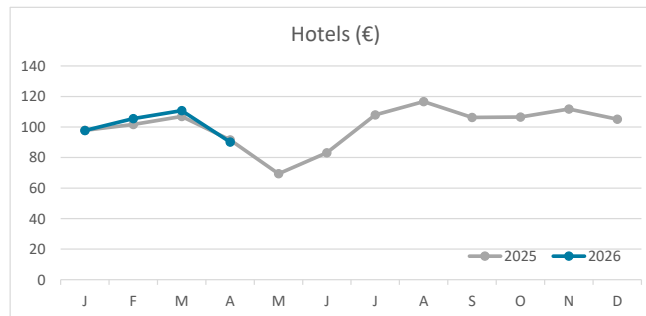
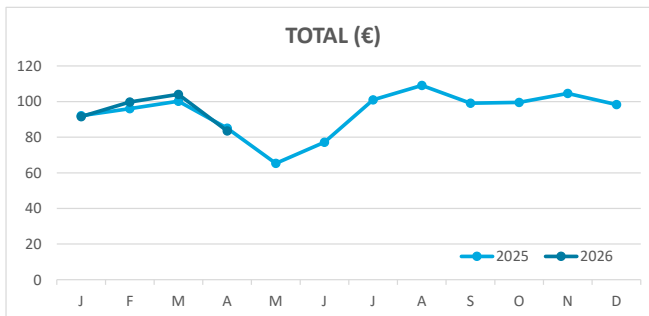
OCCUPANCY RATE PER ROOM / APARTMENT



ADR (Average Daily Rate)



REVPAR (Revenue Per Available Room)



Note: "Guests indicator" refers to number of guests checking in as new arrivals.

Source: Encuestas de Alojamiento Turístico (ISTAC)