


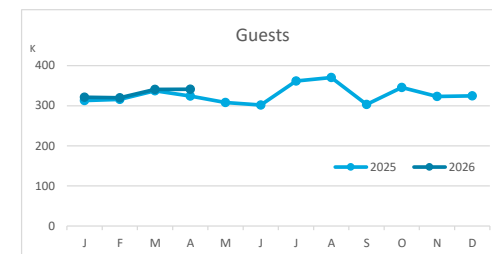
Main tourist accommodation indicators

GRAN CANARIA (January - April 2026)



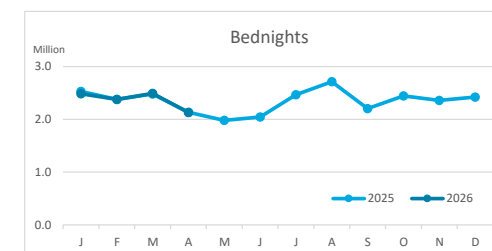
GUESTS BY ACCOMMODATION TYPE (*)

	Breakdown by accommodation type												
	TOTAL				Hotels				Apartments				
	Abroad	Mainland	Canary Islands	Total	Abroad	Mainland	Canary Islands	Total	Abroad	Mainland	Canary Islands	Total	
Jan-Apr25	1,086,659	101,734	101,668	1,290,061	819,095	89,669	76,934	985,698	267,564	12,065	24,734	304,363	
Jan-Apr26	1,103,337	93,515	126,034	1,322,886	836,085	81,440	100,157	1,017,682	267,252	12,075	25,877	305,204	
Change	16,678	-8,219	24,366	32,825	16,990	-8,229	23,223	31,984	-312	10	1,143	841	
Change, %	1.5%	-8.1%	24.0%	2.5%	2.1%	-9.2%	30.2%	3.2%	-0.1%	0.1%	4.6%	0.3%	



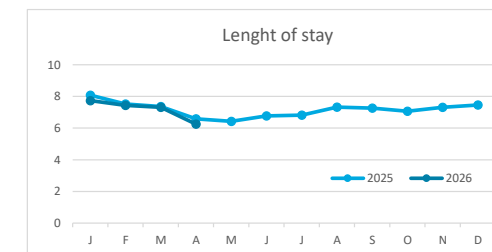
BEDNIGHTS

	Breakdown by accommodation type												
	TOTAL				Hotels				Apartments				
	Abroad	Mainland	Canary Islands	Total	Abroad	Mainland	Canary Islands	Total	Abroad	Mainland	Canary Islands	Total	
Jan-Apr25	8,780,119	409,307	331,615	9,521,041	6,082,049	345,842	217,494	6,645,385	2,698,070	63,465	114,121	2,875,656	
Jan-Apr26	8,726,697	366,470	392,857	9,486,024	6,143,742	303,858	295,267	6,742,867	2,582,955	62,612	97,590	2,743,157	
Change	-53,422	-42,837	61,242	-35,017	61,693	-41,984	77,773	97,482	-115,115	-853	-16,531	-132,499	
Change, %	-0.6%	-10.5%	18.5%	-0.4%	1.0%	-12.1%	35.8%	1.5%	-4.3%	-1.3%	-14.5%	-4.6%	

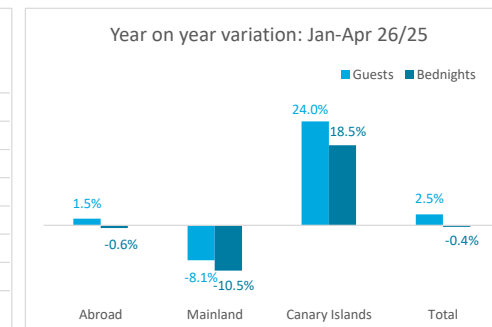
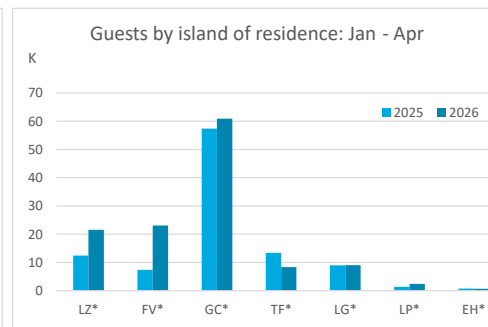
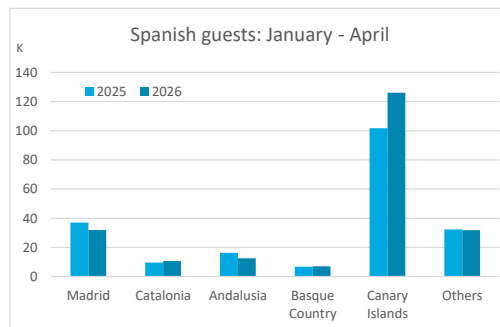
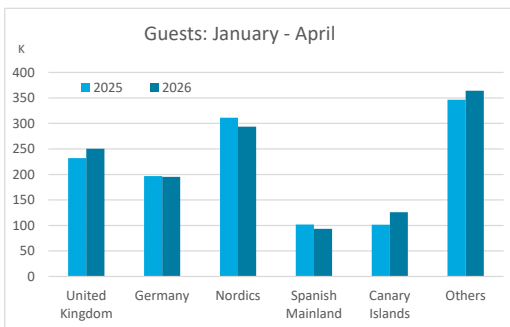


LENGHT OF STAY

	Breakdown by accommodation type												
	TOTAL				Hotels				Apartments				
	Abroad	Mainland	Canary Islands	Total	Abroad	Mainland	Canary Islands	Total	Abroad	Mainland	Canary Islands	Total	
Jan-Apr25	8.1	4.0	3.3	7.4	7.4	3.9	2.8	6.7	10.1	5.3	4.6	9.4	
Jan-Apr26	7.9	3.9	3.1	7.2	7.3	3.7	2.9	6.6	9.7	5.2	3.8	9.0	
Change	-0.2	-0.1	-0.1	-0.2	-0.1	-0.1	0.1	-0.1	-0.4	-0.1	-0.8	-0.5	



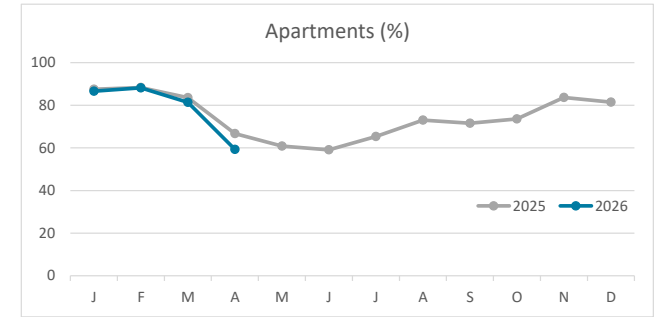
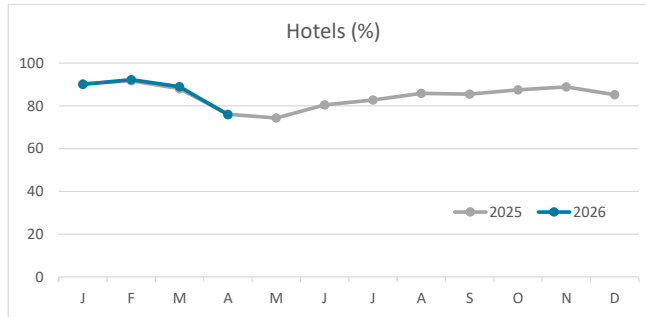
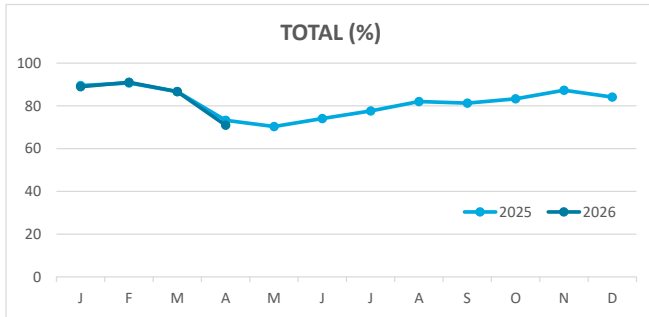
GUESTS AND BEDNIGHTS BY PLACE OF RESIDENCE



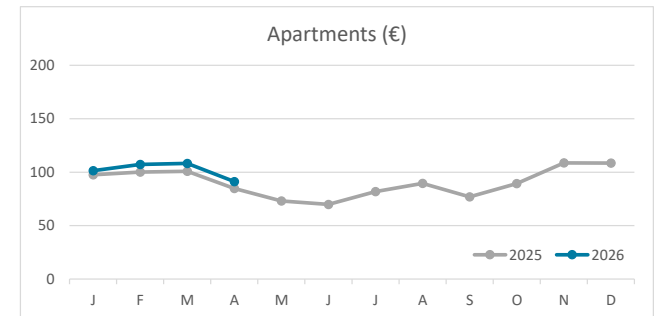
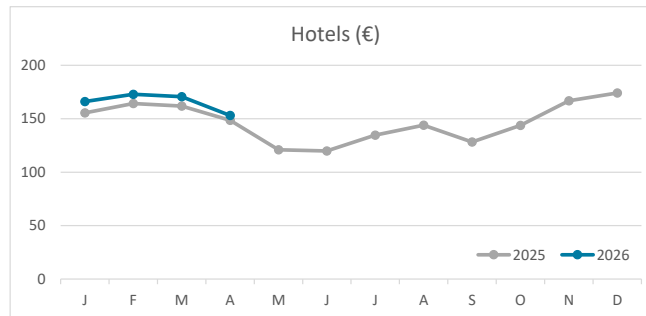
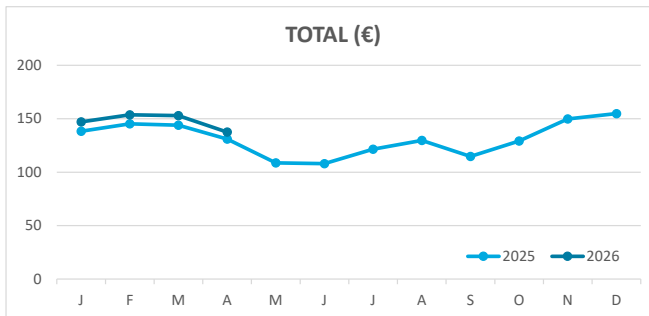
Note: LZ* (Lanzarote), FV* (Fuerteventura), GC* (Gran Canaria), TF* (Tenerife), LG* (La Gomera), LP* (La Palma) and EH* (El Hierro).

Main tourist accommodation indicators GRAN CANARIA (January - April 2026)

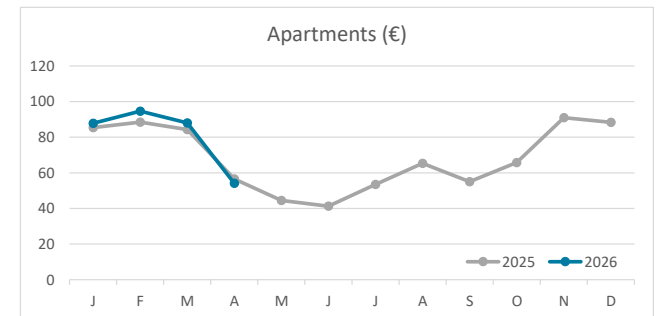
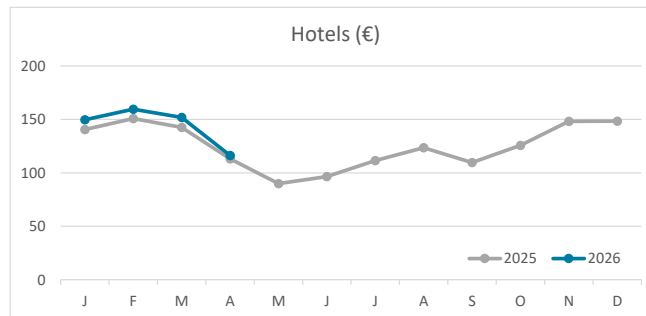
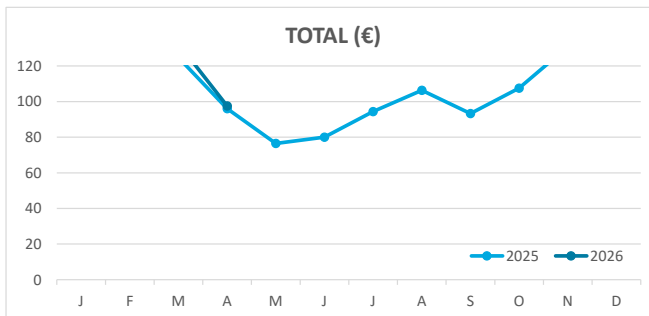
OCCUPANCY RATE PER ROOM / APARTMENT



ADR (Average Daily Rate)



REVPAR (Revenue Per Available Room)



Note: "Guests indicator" refers to number of guests checking in as new arrivals.

Source: Encuestas de Alojamiento Turístico (ISTAC)