

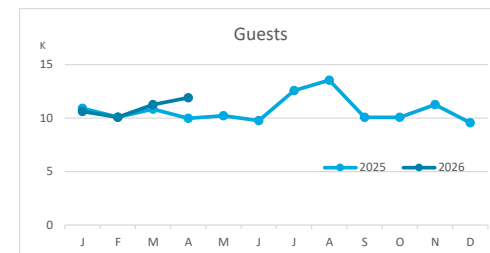
Main tourist accommodation indicators

LA GOMERA (January - April 2026)



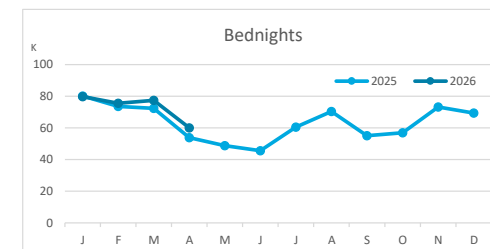
GUESTS BY ACCOMMODATION TYPE (*)

	TOTAL				Breakdown by accommodation type							
				Total	Hotels				Apartments			
	Abroad	Mainland	Canary Islands		Abroad	Mainland	Canary Islands	Total	Abroad	Mainland	Canary Islands	Total
Jan-Apr25	30,929	1,393	9,516	41,838	19,631	1,072	6,319	27,022	11,298	321	3,197	14,816
Jan-Apr26	31,866	1,556	10,455	43,877	20,366	1,148	7,397	28,911	11,500	408	3,058	14,966
Change	937	163	939	2,039	735	76	1,078	1,889	202	87	-139	150
Change, %	3.0%	11.7%	9.9%	4.9%	3.7%	7.1%	17.1%	7.0%	1.8%	27.1%	-4.3%	1.0%



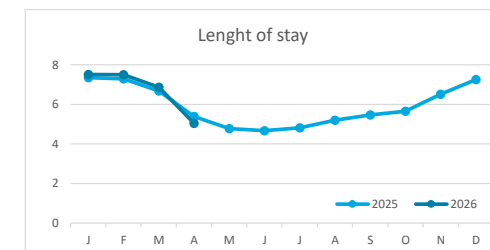
BEDNIGHTS

	TOTAL				Breakdown by accommodation type							
				Total	Hotels				Apartments			
	Abroad	Mainland	Canary Islands		Abroad	Mainland	Canary Islands	Total	Abroad	Mainland	Canary Islands	Total
Jan-Apr25	247,209	4,380	28,403	279,992	127,199	3,385	13,169	143,753	120,010	995	15,234	136,239
Jan-Apr26	260,456	5,440	26,853	292,749	129,735	3,745	14,906	148,386	130,721	1,695	11,947	144,363
Change	13,247	1,060	-1,550	12,757	2,536	360	1,737	4,633	10,711	700	-3,287	8,124
Change, %	5.4%	24.2%	-5.5%	4.6%	2.0%	10.6%	13.2%	3.2%	8.9%	70.4%	-21.6%	6.0%

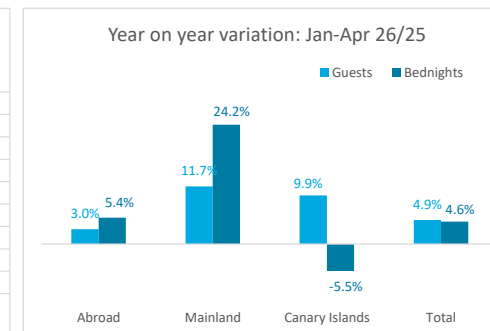
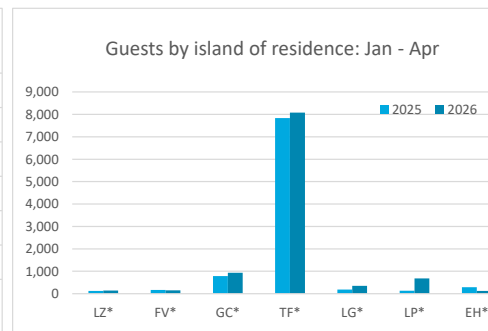
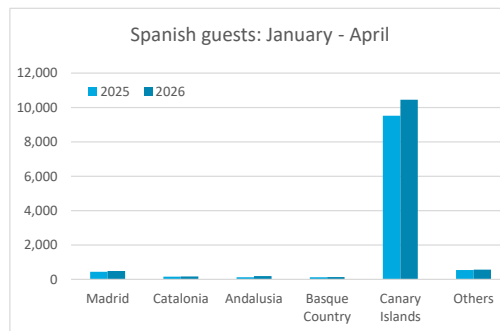
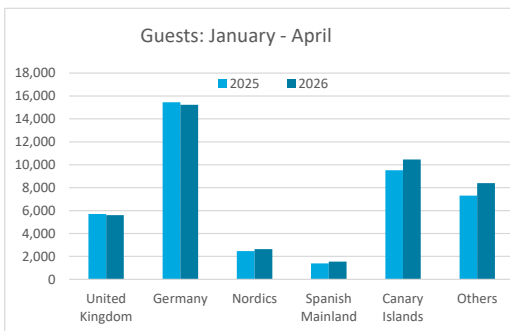


LENGHT OF STAY

	TOTAL				Breakdown by accommodation type							
				Total	Hotels				Apartments			
	Abroad	Mainland	Canary Islands		Abroad	Mainland	Canary Islands	Total	Abroad	Mainland	Canary Islands	Total
Jan-Apr25	8.0	3.1	3.0	6.7	6.5	3.2	2.1	5.3	10.6	3.1	4.8	9.2
Jan-Apr26	8.2	3.5	2.6	6.7	6.4	3.3	2.0	5.1	11.4	4.2	3.9	9.6
Change	0.2	0.4	-0.4	0.0	-0.1	0.1	-0.1	-0.2	0.7	1.1	-0.9	0.5



GUESTS AND BEDNIGHTS BY PLACE OF RESIDENCE



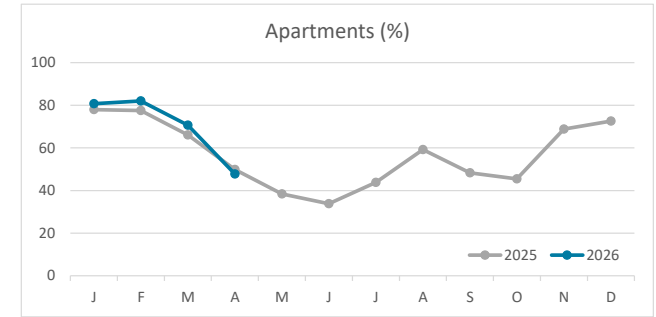
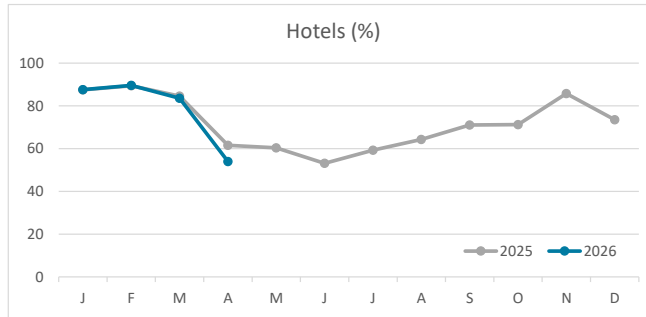
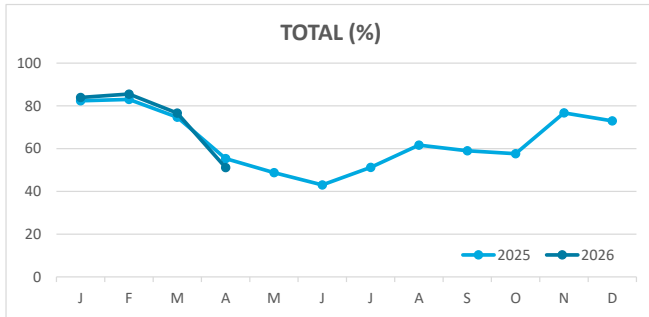
Note: LZ* (Lanzarote), FV* (Fuerteventura), GC* (Gran Canaria), TF* (Tenerife), LG* (La Gomera), LP* (La Palma) and EH* (El Hierro).

Main tourist accommodation indicators

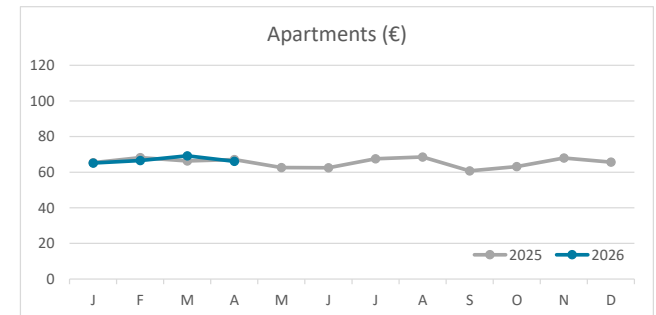
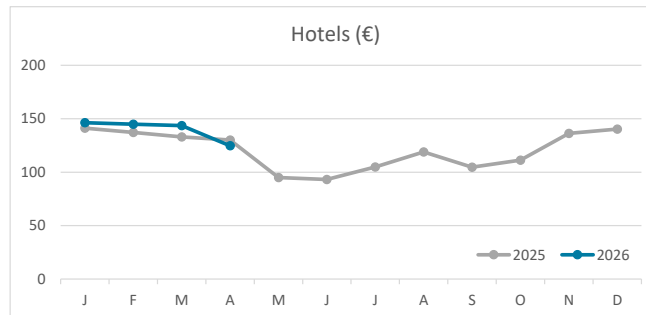
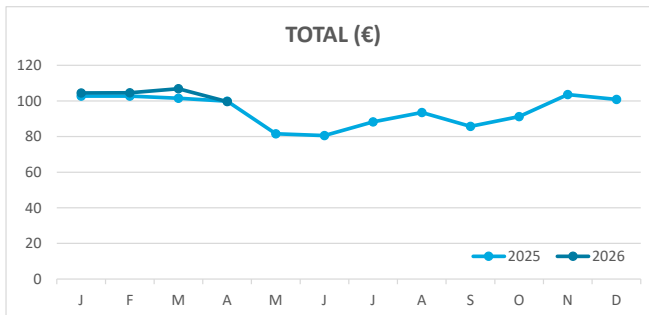
LA GOMERA (January - April 2026)



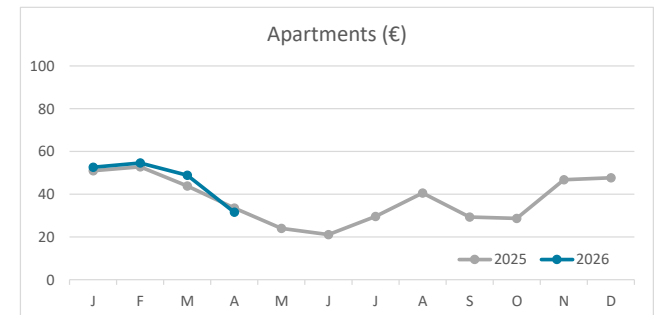
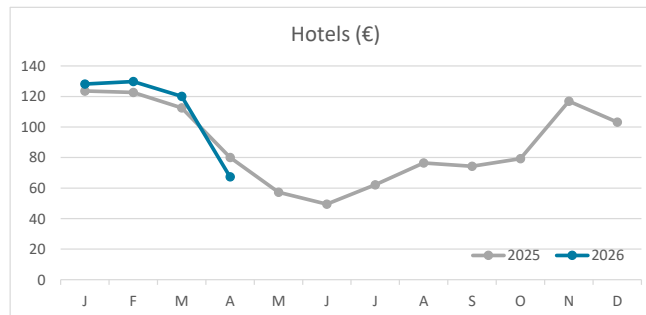
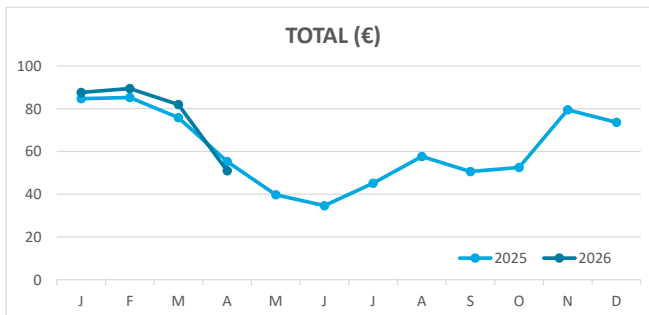
OCCUPANCY RATE PER ROOM / APARTMENT



ADR (Average Daily Rate)



REVPAR (Revenue Per Available Room)



Note: "Guests indicator" refers to number of guests checking in as new arrivals.
 Source: Encuestas de Alojamiento Turístico (ISTAC)