

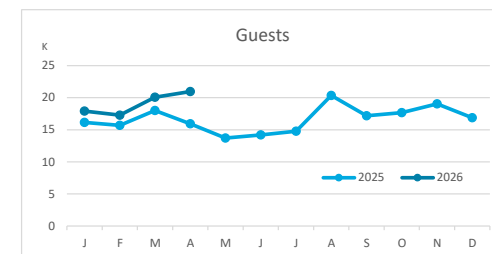
Main tourist accommodation indicators

LA PALMA (January - April 2026)



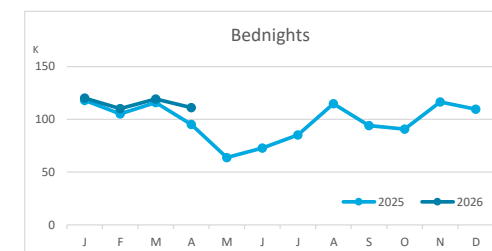
GUESTS BY ACCOMMODATION TYPE (*)

	TOTAL				Breakdown by accommodation type							
	Abroad	Mainland	Canary Islands	Total	Hotels				Apartments			
					Abroad	Mainland	Canary Islands	Total	Abroad	Mainland	Canary Islands	Total
Jan-Apr25	43,939	11,771	10,074	65,784	33,521	10,434	6,285	50,240	10,418	1,337	3,789	15,544
Jan-Apr26	47,253	13,429	15,533	76,215	35,773	12,134	11,584	59,491	11,480	1,295	3,949	16,724
Change	3,314	1,658	5,459	10,431	2,252	1,700	5,299	9,251	1,062	-42	160	1,180
Change, %	7.5%	14.1%	54.2%	15.9%	6.7%	16.3%	84.3%	18.4%	10.2%	-3.1%	4.2%	7.6%



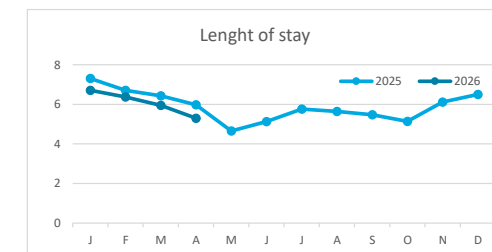
BEDNIGHTS

	TOTAL				Breakdown by accommodation type							
	Abroad	Mainland	Canary Islands	Total	Hotels				Apartments			
					Abroad	Mainland	Canary Islands	Total	Abroad	Mainland	Canary Islands	Total
Jan-Apr25	360,086	46,248	28,148	434,482	247,074	39,381	16,534	302,989	113,012	6,867	11,614	131,493
Jan-Apr26	367,835	50,747	42,134	460,716	247,087	44,695	29,433	321,215	120,748	6,052	12,701	139,501
Change	7,749	4,499	13,986	26,234	13	5,314	12,899	18,226	7,736	-815	1,087	8,008
Change, %	2.2%	9.7%	49.7%	6.0%	0.0%	13.5%	78.0%	6.0%	6.8%	-11.9%	9.4%	6.1%

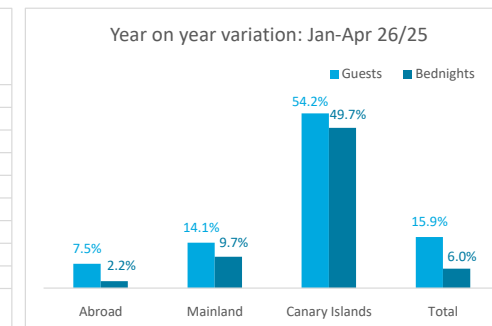
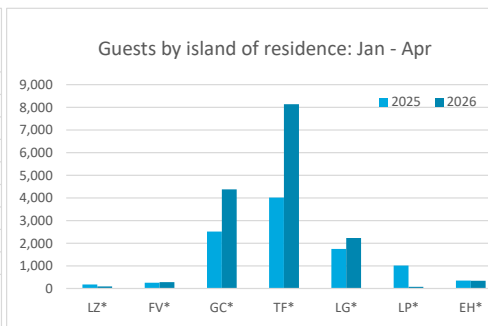
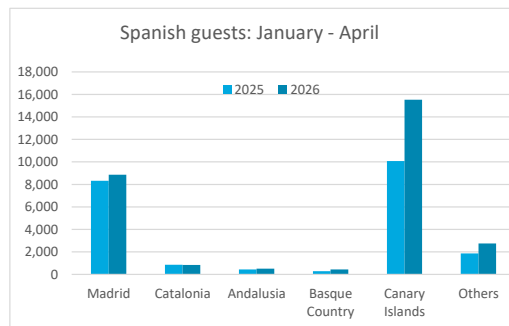
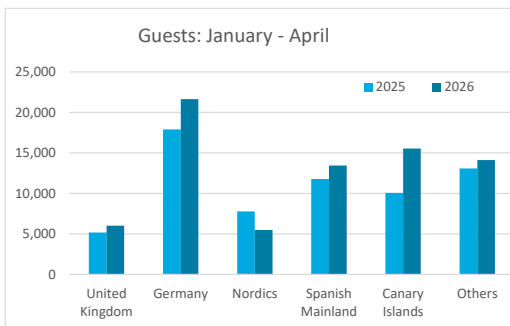


LENGHT OF STAY

	TOTAL				Breakdown by accommodation type							
	Abroad	Mainland	Canary Islands	Total	Hotels				Apartments			
					Abroad	Mainland	Canary Islands	Total	Abroad	Mainland	Canary Islands	Total
Jan-Apr25	8.2	3.9	2.8	6.6	7.4	3.8	2.6	6.0	10.8	5.1	3.1	8.5
Jan-Apr26	7.8	3.8	2.7	6.0	6.9	3.7	2.5	5.4	10.5	4.7	3.2	8.3
Change	-0.4	-0.2	-0.1	-0.6	-0.5	-0.1	-0.1	-0.6	-0.3	-0.5	0.2	-0.1



GUESTS AND BEDNIGHTS BY PLACE OF RESIDENCE



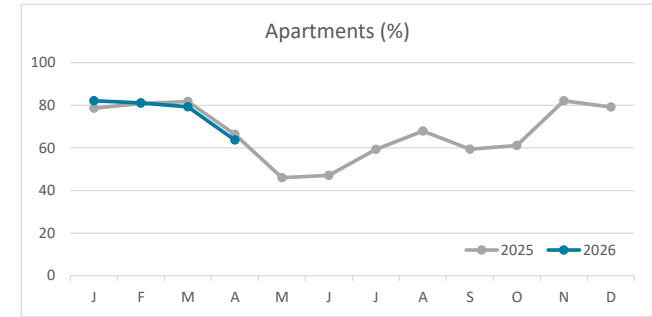
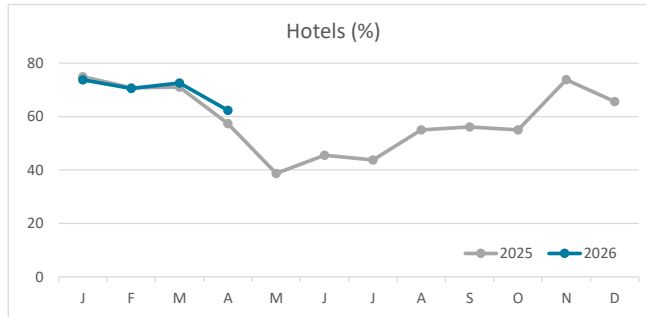
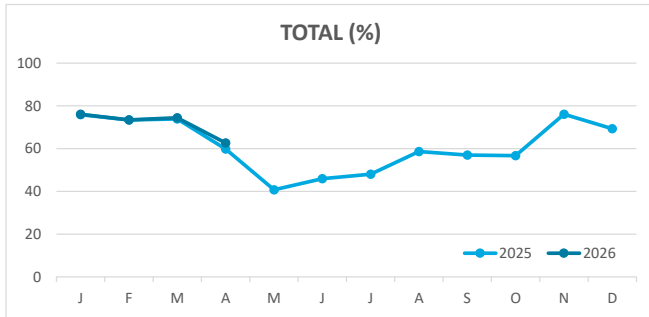
Note: LZ* (Lanzarote), FV* (Fuerteventura), GC* (Gran Canaria), TF* (Tenerife), LG* (La Gomera), LP* (La Palma) and EH* (El Hierro).

Main tourist accommodation indicators

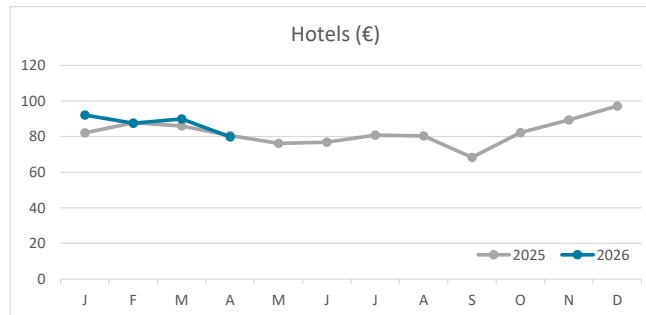
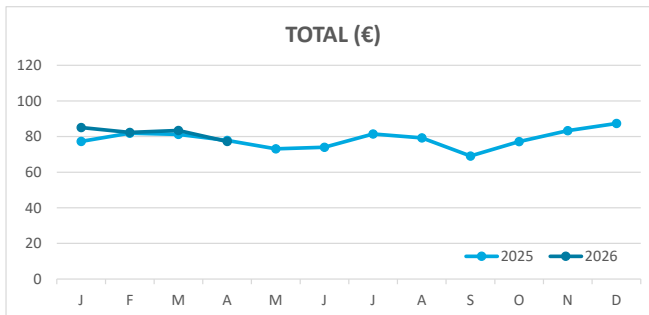
LA PALMA (January - April 2026)



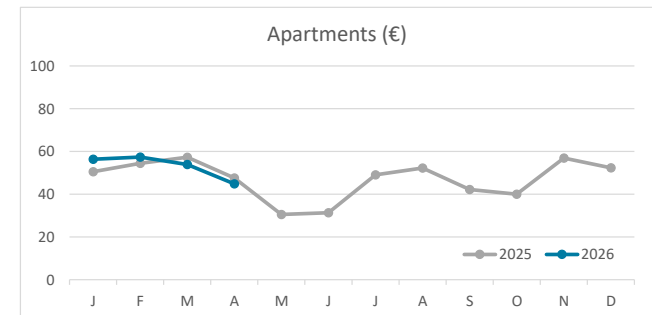
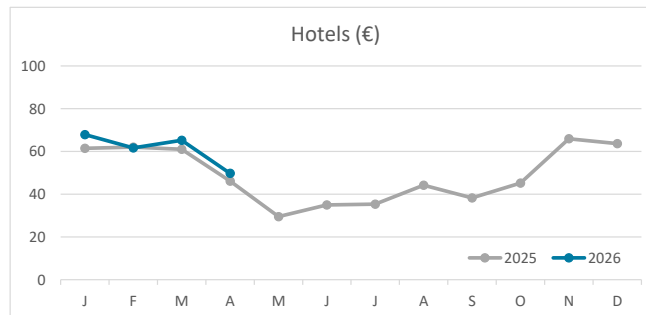
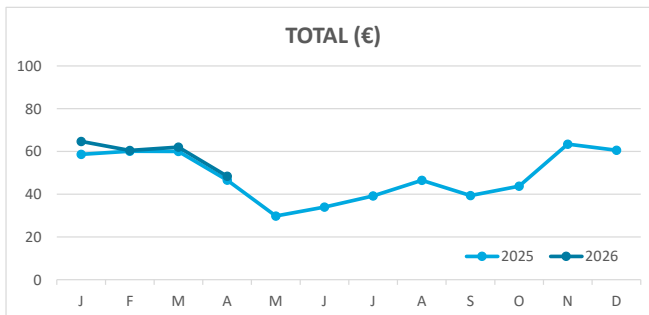
OCCUPANCY RATE PER ROOM / APARTMENT



ADR (Average Daily Rate)



REVPAR (Revenue Per Available Room)



Note: "Guests indicator" refers to number of guests checking in as new arrivals.
 Source: Encuestas de Alojamiento Turístico (ISTAC)