

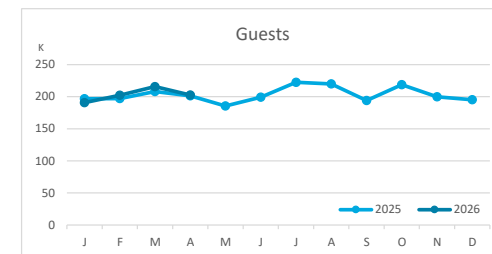
Main tourist accommodation indicators

LANZAROTE (January - April 2026)



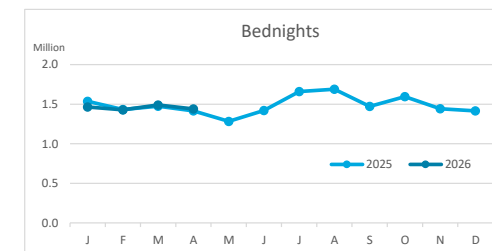
GUESTS BY ACCOMMODATION TYPE (*)

	TOTAL				Breakdown by accommodation type							
					Hotels				Apartments			
	Abroad	Mainland	Canary Islands	Total	Abroad	Mainland	Canary Islands	Total	Abroad	Mainland	Canary Islands	Total
Jan-Apr25	721,529	59,805	22,288	803,622	513,704	49,864	15,289	578,857	207,825	9,941	6,999	224,765
Jan-Apr26	733,334	53,178	25,034	811,546	520,331	43,004	20,197	583,532	213,003	10,174	4,837	228,014
Change	11,805	-6,627	2,746	7,924	6,627	-6,860	4,908	4,675	5,178	233	-2,162	3,249
Change, %	1.6%	-11.1%	12.3%	1.0%	1.3%	-13.8%	32.1%	0.8%	2.5%	2.3%	-30.9%	1.4%



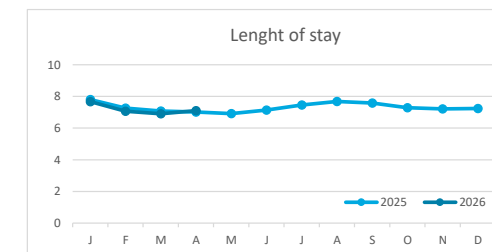
BEDNIGHTS

	TOTAL				Breakdown by accommodation type							
					Hotels				Apartments			
	Abroad	Mainland	Canary Islands	Total	Abroad	Mainland	Canary Islands	Total	Abroad	Mainland	Canary Islands	Total
Jan-Apr25	5,467,123	317,824	70,913	5,855,860	3,740,739	253,568	40,018	4,034,325	1,726,384	64,256	30,895	1,821,535
Jan-Apr26	5,451,487	278,899	91,760	5,822,146	3,713,911	225,076	74,442	4,013,429	1,737,576	53,823	17,318	1,808,717
Change	-15,636	-38,925	20,847	-33,714	-26,828	-28,492	34,424	-20,896	11,192	-10,433	-13,577	-12,818
Change, %	-0.3%	-12.2%	29.4%	-0.6%	-0.7%	-11.2%	86.0%	-0.5%	0.6%	-16.2%	-43.9%	-0.7%

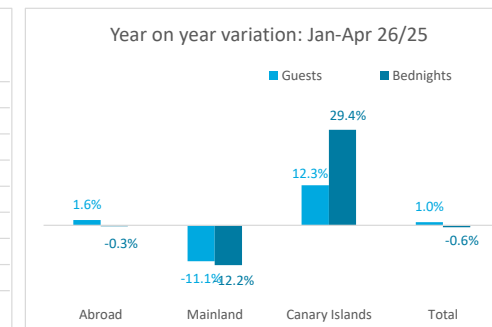
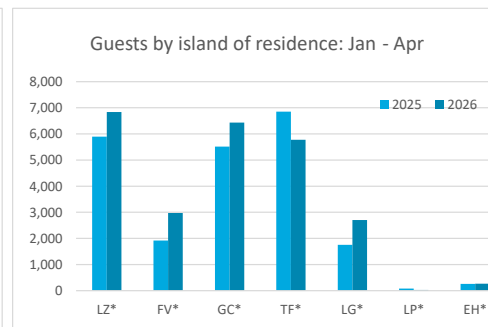
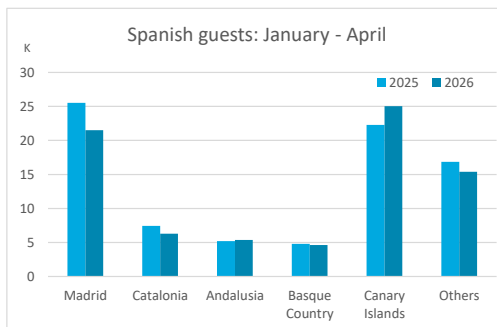
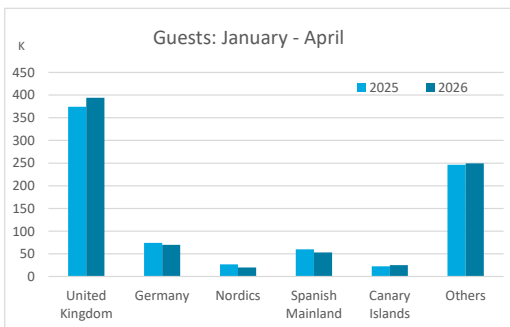


LENGHT OF STAY

	TOTAL				Breakdown by accommodation type							
					Hotels				Apartments			
	Abroad	Mainland	Canary Islands	Total	Abroad	Mainland	Canary Islands	Total	Abroad	Mainland	Canary Islands	Total
Jan-Apr25	7.6	5.3	3.2	7.3	7.3	5.1	2.6	7.0	8.3	6.5	4.4	8.1
Jan-Apr26	7.4	5.2	3.7	7.2	7.1	5.2	3.7	6.9	8.2	5.3	3.6	7.9
Change	-0.1	-0.1	0.5	-0.1	-0.1	0.1	1.1	-0.1	-0.1	-1.2	-0.8	-0.2



GUESTS AND BEDNIGHTS BY PLACE OF RESIDENCE



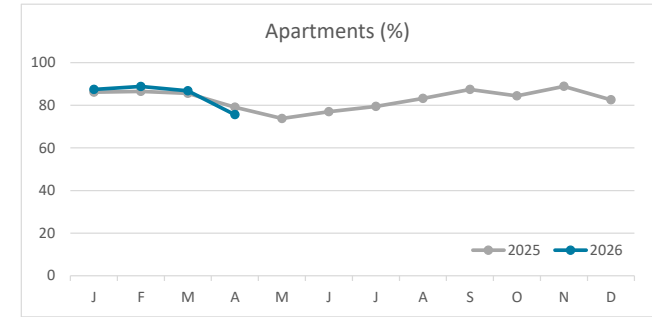
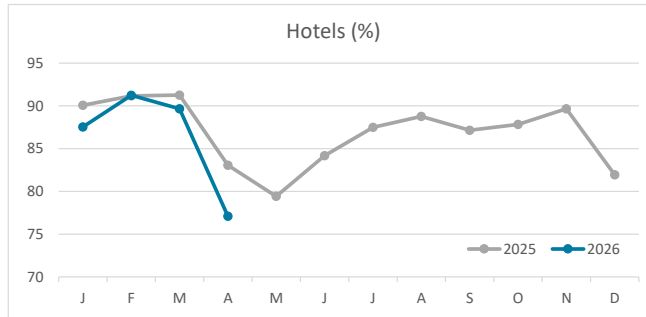
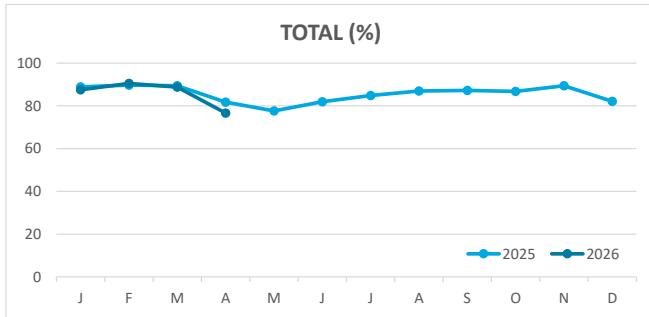
Note: LZ* (Lanzarote), FV* (Fuerteventura), GC* (Gran Canaria), TF* (Tenerife), LG* (La Gomera), LP* (La Palma) and EH* (El Hierro).

Main tourist accommodation indicators

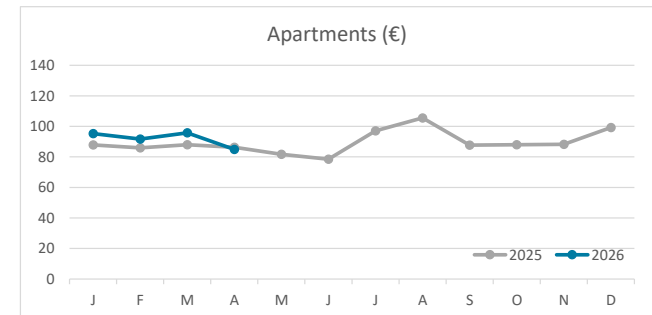
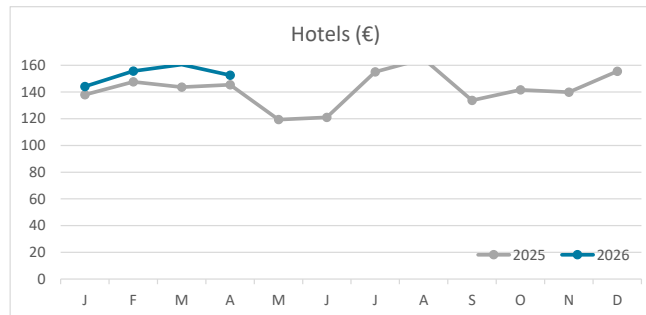
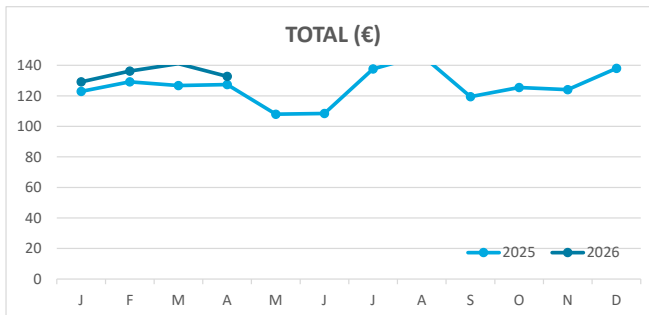
LANZAROTE (January - April 2026)



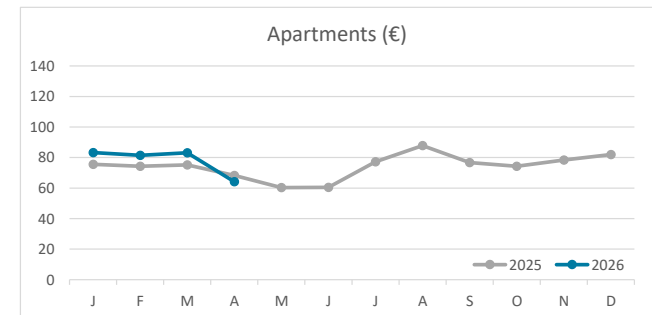
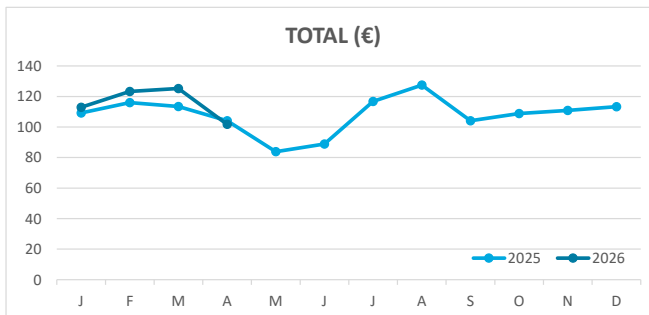
OCCUPANCY RATE PER ROOM / APARTMENT



ADR (Average Daily Rate)



REVPAR (Revenue Per Available Room)



Note: "Guests indicator" refers to number of guests checking in as new arrivals.
 Source: Encuestas de Alojamiento Turístico (ISTAC)