

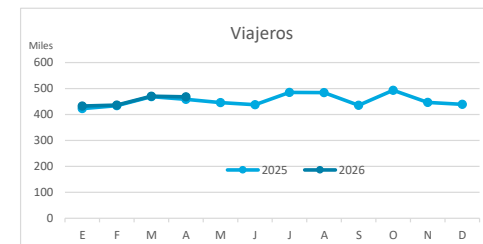
Principales indicadores de alojamiento turístico

TENERIFE (a abril de 2026)



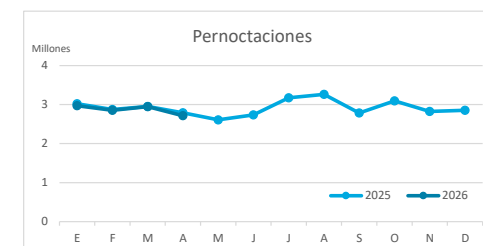
VIAJEROS EN ALOJAMIENTO TURÍSTICO

| | TOTAL | | | | Detalle según tipo de alojamiento | | | | | | | |
|-----------|-------------|--------------|----------|------------------|-----------------------------------|--------------|----------|------------------|---------------|--------------|----------|----------------|
| | | | | | Hotelero | | | | Extrahotelero | | | |
| | Extranjeros | Peninsulares | Canarios | Total | Extranjeros | Peninsulares | Canarios | Total | Extranjeros | Peninsulares | Canarios | Total |
| ene-abr25 | 1.516.189 | 174.290 | 93.025 | 1.783.504 | 1.152.600 | 151.406 | 77.583 | 1.381.589 | 363.589 | 22.884 | 15.442 | 401.915 |
| ene-abr26 | 1.505.037 | 168.745 | 133.787 | 1.807.569 | 1.154.497 | 147.659 | 115.110 | 1.417.266 | 350.540 | 21.086 | 18.677 | 390.303 |
| Dif | -11.152 | -5.545 | 40.762 | 24.065 | 1.897 | -3.747 | 37.527 | 35.677 | -13.049 | -1.798 | 3.235 | -11.612 |
| Dif, % | -0,7% | -3,2% | 43,8% | 1,3% | 0,2% | -2,5% | 48,4% | 2,6% | -3,6% | -7,9% | 20,9% | -2,9% |



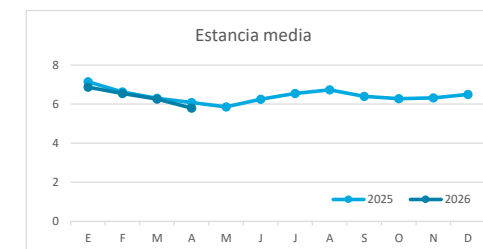
PERNOCTACIONES

| | TOTAL | | | | Detalle según tipo de alojamiento | | | | | | | |
|-----------|-------------|--------------|----------|-------------------|-----------------------------------|--------------|----------|------------------|---------------|--------------|----------|------------------|
| | | | | | Hotelero | | | | Extrahotelero | | | |
| | Extranjeros | Peninsulares | Canarios | Total | Extranjeros | Peninsulares | Canarios | Total | Extranjeros | Peninsulares | Canarios | Total |
| ene-abr25 | 10.603.853 | 744.613 | 288.352 | 11.636.818 | 7.745.950 | 643.203 | 218.695 | 8.607.848 | 2.857.903 | 101.410 | 69.657 | 3.028.970 |
| ene-abr26 | 10.380.236 | 752.377 | 352.406 | 11.485.019 | 7.644.056 | 652.176 | 280.197 | 8.576.429 | 2.736.180 | 100.201 | 72.209 | 2.908.590 |
| Dif | -223.617 | 7.764 | 64.054 | -151.799 | -101.894 | 8.973 | 61.502 | -31.419 | -121.723 | -1.209 | 2.552 | -120.380 |
| Dif, % | -2,1% | 1,0% | 22,2% | -1,3% | -1,3% | 1,4% | 28,1% | -0,4% | -4,3% | -1,2% | 3,7% | -4,0% |

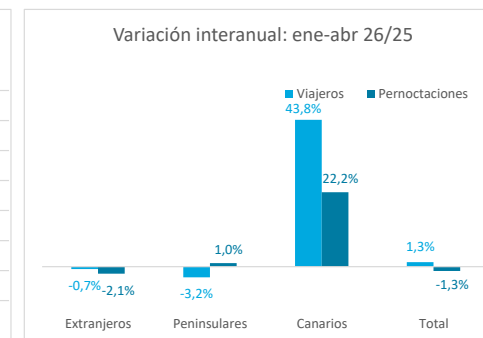
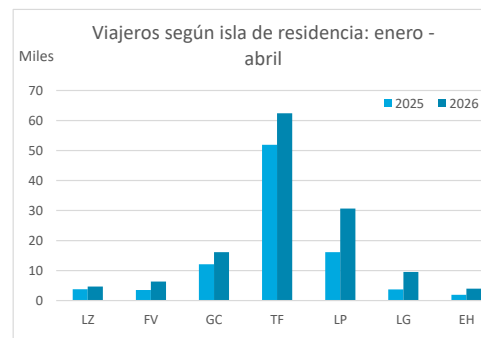
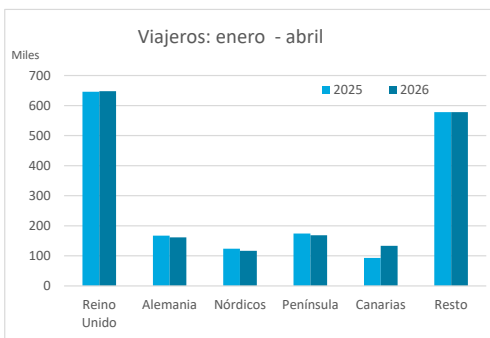


ESTANCIA MEDIA

| | TOTAL | | | | Detalle según tipo de alojamiento | | | | | | | |
|-----------|-------------|--------------|----------|-------------|-----------------------------------|--------------|----------|-------------|---------------|--------------|----------|-------------|
| | | | | | Hotelero | | | | Extrahotelero | | | |
| | Extranjeros | Peninsulares | Canarios | Total | Extranjeros | Peninsulares | Canarios | Total | Extranjeros | Peninsulares | Canarios | Total |
| ene-abr25 | 7,0 | 4,3 | 3,1 | 6,5 | 6,7 | 4,2 | 2,8 | 6,2 | 7,9 | 4,4 | 4,5 | 7,5 |
| ene-abr26 | 6,9 | 4,5 | 2,6 | 6,4 | 6,6 | 4,4 | 2,4 | 6,1 | 7,8 | 4,8 | 3,9 | 7,5 |
| Dif | -0,1 | 0,2 | -0,5 | -0,2 | -0,1 | 0,2 | -0,4 | -0,2 | -0,1 | 0,3 | -0,6 | -0,1 |



DETALLE VIAJEROS Y PERNOCTACIONES SEGÚN LUGAR DE RESIDENCIA

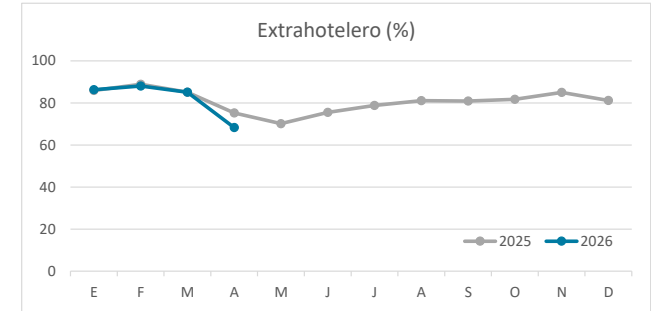
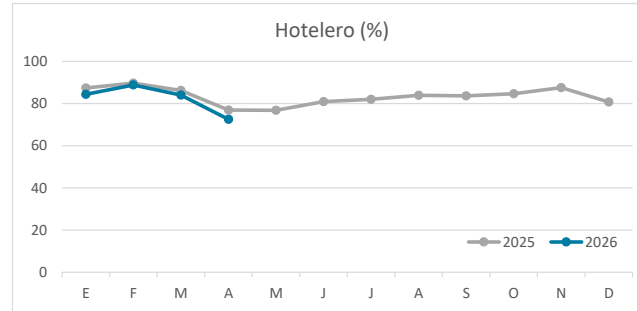
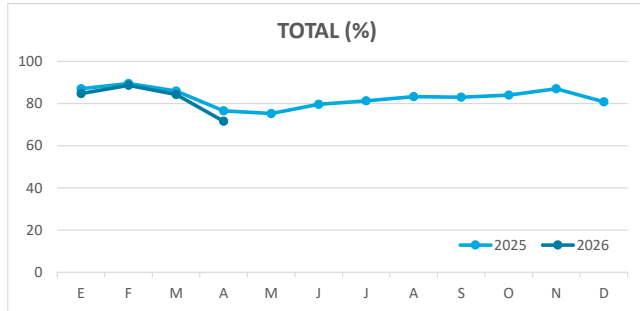


Principales indicadores de alojamiento turístico

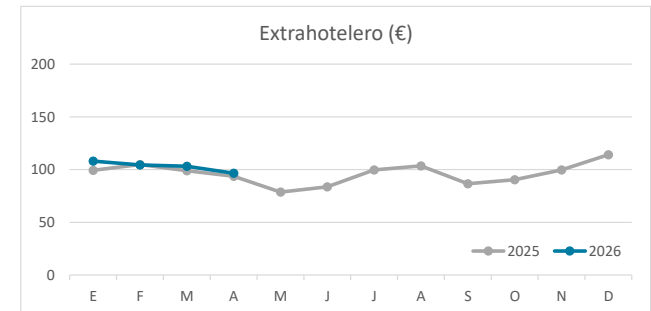
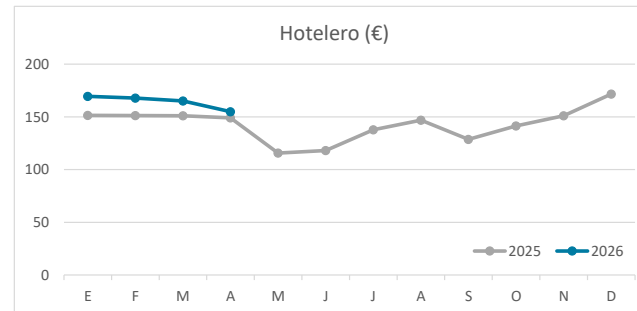
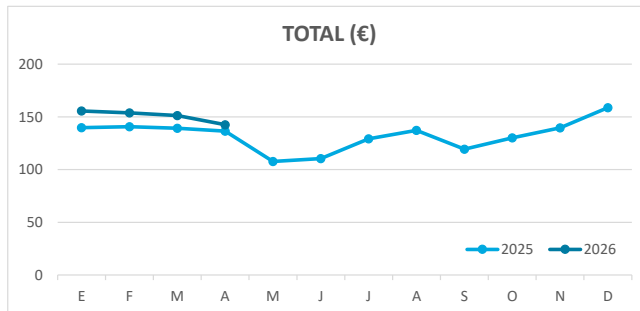
TENERIFE (a abril de 2026)



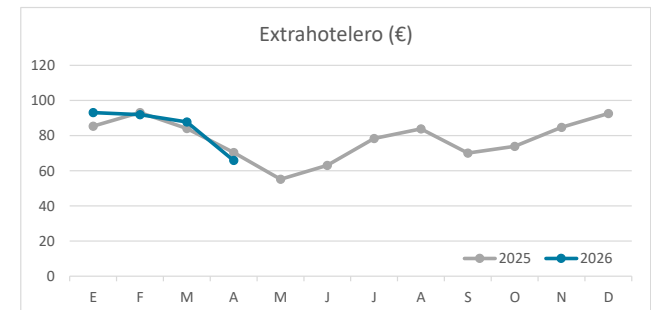
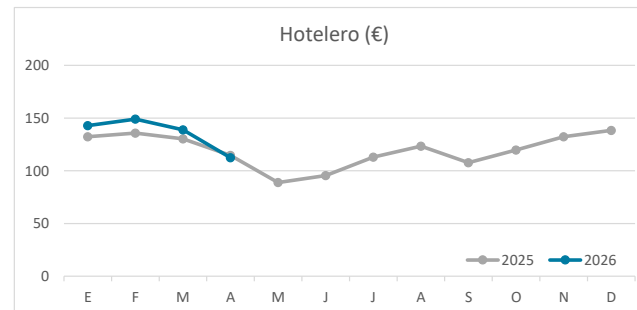
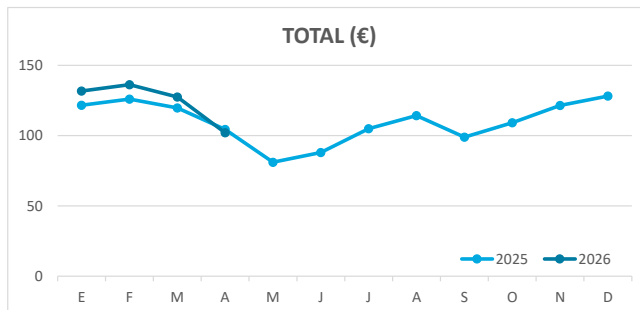
ÍNDICE DE OCUPACIÓN POR HABITACIÓN / APARTAMENTO



ADR (tarifa media diaria)



REVPAR (ingreso por habitación/apartamento disponible)



Nota: el indicador de viajeros se refiere a viajeros entrados.
Fuente: Encuestas de Alojamiento Turístico (ISTAC)