

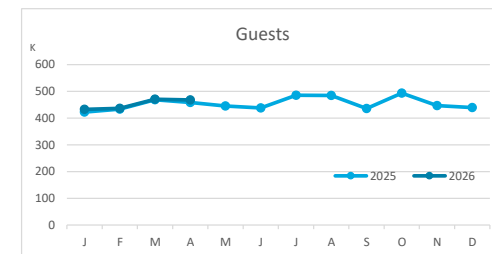
# Main tourist accommodation indicators

## TENERIFE (January - April 2026)



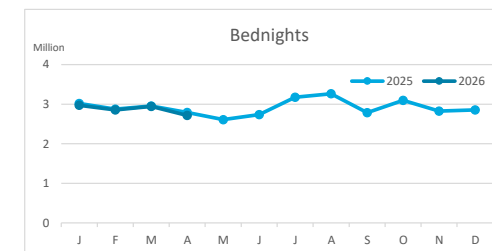
### GUESTS BY ACCOMMODATION TYPE (\*)

	Breakdown by accommodation type											
	TOTAL				Hotels				Apartments			
	Abroad	Mainland	Canary Islands	Total	Abroad	Mainland	Canary Islands	Total	Abroad	Mainland	Canary Islands	Total
Jan-Apr25	1,516,189	174,290	93,025	<b>1,783,504</b>	1,152,600	151,406	77,583	<b>1,381,589</b>	363,589	22,884	15,442	<b>401,915</b>
Jan-Apr26	1,505,037	168,745	133,787	<b>1,807,569</b>	1,154,497	147,659	115,110	<b>1,417,266</b>	350,540	21,086	18,677	<b>390,303</b>
Change	-11,152	-5,545	40,762	<b>24,065</b>	1,897	-3,747	37,527	<b>35,677</b>	-13,049	-1,798	3,235	<b>-11,612</b>
Change, %	-0.7%	-3.2%	43.8%	<b>1.3%</b>	0.2%	-2.5%	48.4%	<b>2.6%</b>	-3.6%	-7.9%	20.9%	<b>-2.9%</b>



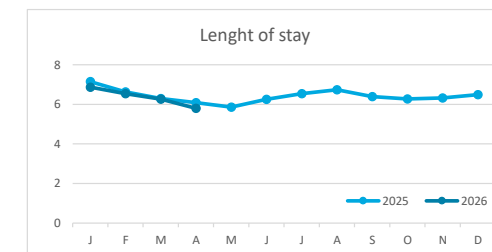
### BEDNIGHTS

	Breakdown by accommodation type											
	TOTAL				Hotels				Apartments			
	Abroad	Mainland	Canary Islands	Total	Abroad	Mainland	Canary Islands	Total	Abroad	Mainland	Canary Islands	Total
Jan-Apr25	10,603,853	744,613	288,352	<b>11,636,818</b>	7,745,950	643,203	218,695	<b>8,607,848</b>	2,857,903	101,410	69,657	<b>3,028,970</b>
Jan-Apr26	10,380,236	752,377	352,406	<b>11,485,019</b>	7,644,056	652,176	280,197	<b>8,576,429</b>	2,736,180	100,201	72,209	<b>2,908,590</b>
Change	-223,617	7,764	64,054	<b>-151,799</b>	-101,894	8,973	61,502	<b>-31,419</b>	-121,723	-1,209	2,552	<b>-120,380</b>
Change, %	-2.1%	1.0%	22.2%	<b>-1.3%</b>	-1.3%	1.4%	28.1%	<b>-0.4%</b>	-4.3%	-1.2%	3.7%	<b>-4.0%</b>

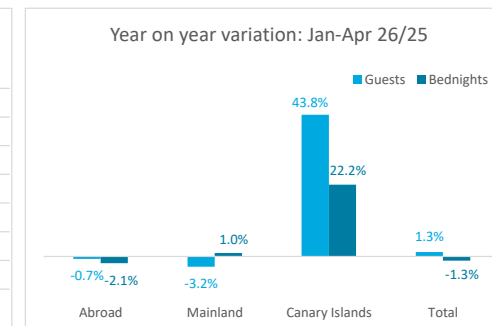
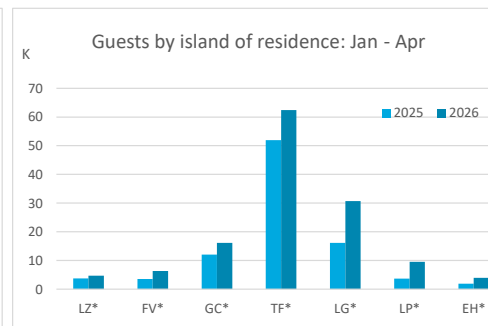
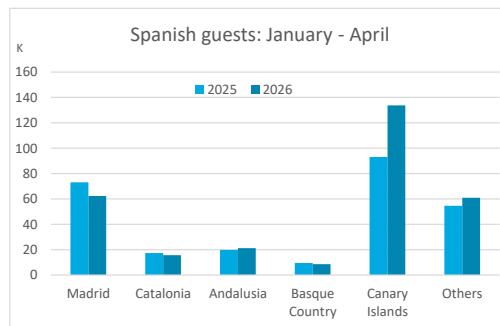
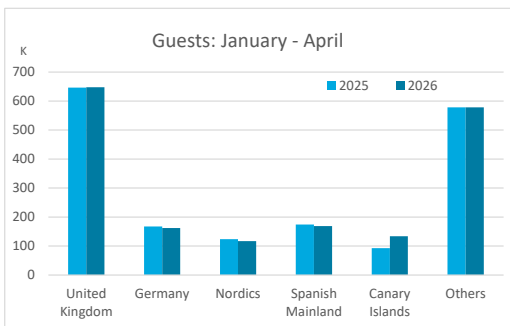


### LENGHT OF STAY

	Breakdown by accommodation type											
	TOTAL				Hotels				Apartments			
	Abroad	Mainland	Canary Islands	Total	Abroad	Mainland	Canary Islands	Total	Abroad	Mainland	Canary Islands	Total
Jan-Apr25	7.0	4.3	3.1	<b>6.5</b>	6.7	4.2	2.8	<b>6.2</b>	7.9	4.4	4.5	<b>7.5</b>
Jan-Apr26	6.9	4.5	2.6	<b>6.4</b>	6.6	4.4	2.4	<b>6.1</b>	7.8	4.8	3.9	<b>7.5</b>
Change	-0.1	0.2	-0.5	<b>-0.2</b>	-0.1	0.2	-0.4	<b>-0.2</b>	-0.1	0.3	-0.6	<b>-0.1</b>



### GUESTS AND BEDNIGHTS BY PLACE OF RESIDENCE



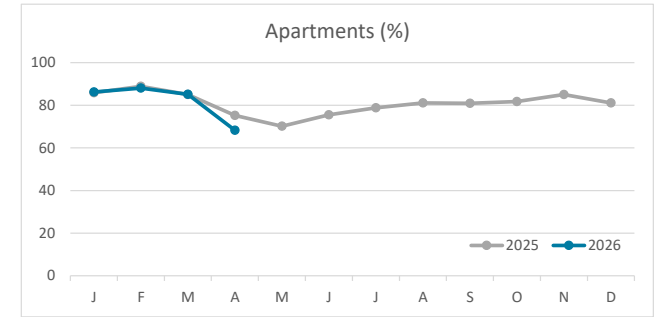
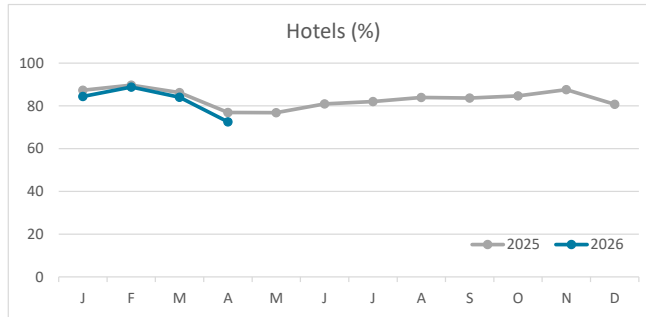
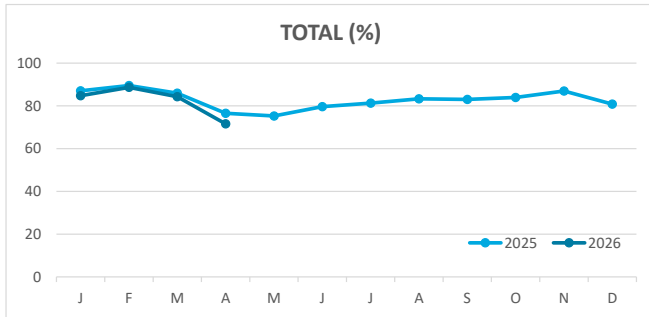
Note: LZ\* (Lanzarote), FV\* (Fuerteventura), GC\* (Gran Canaria), TF\* (Tenerife), LG\* (La Gomera), LP\* (La Palma) and EH\* (El Hierro).

# Main tourist accommodation indicators

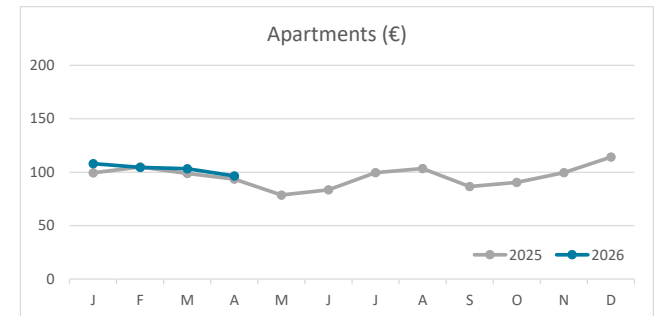
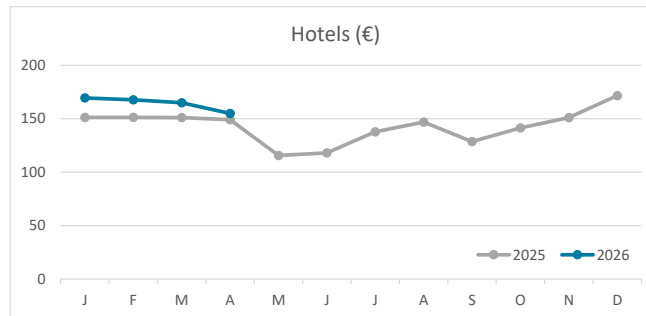
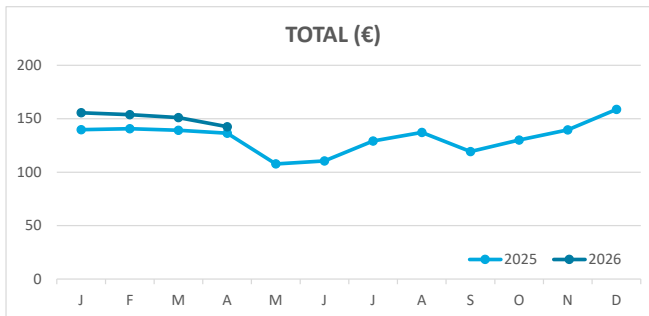
## TENERIFE (January - April 2026)



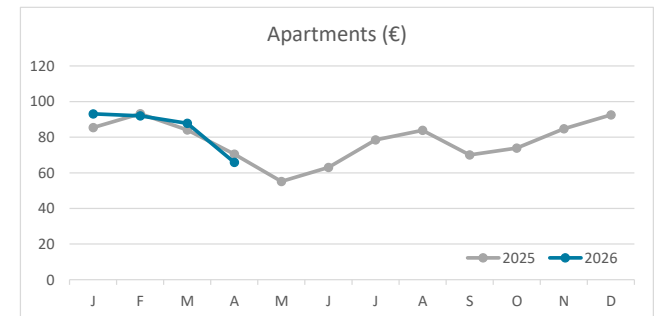
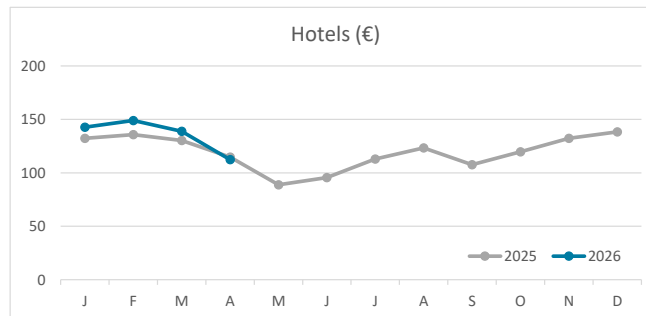
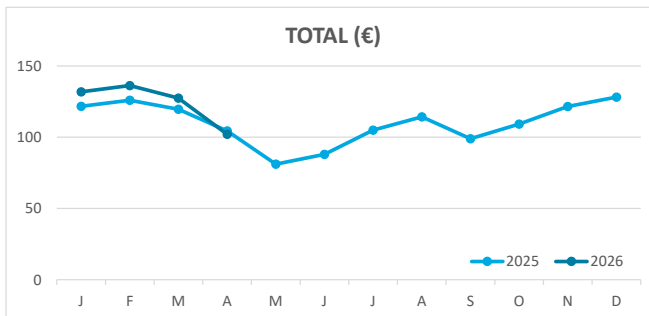
### OCCUPANCY RATE PER ROOM / APARTMENT



### ADR (Average Daily Rate)



### REVPAR (Revenue Per Available Room)



Note: "Guests indicator" refers to number of guests checking in as new arrivals.

Source: Encuestas de Alojamiento Turístico (ISTAC)