

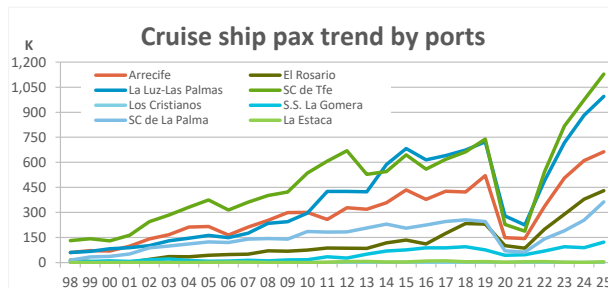
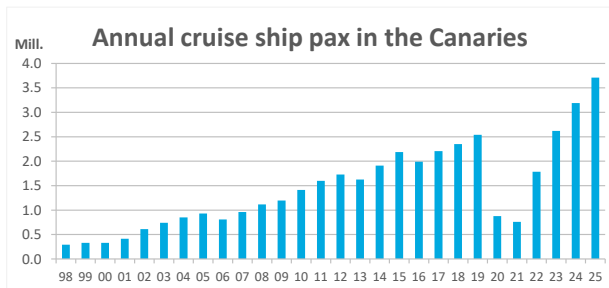
Cruise ship passenger arrivals

April 2026



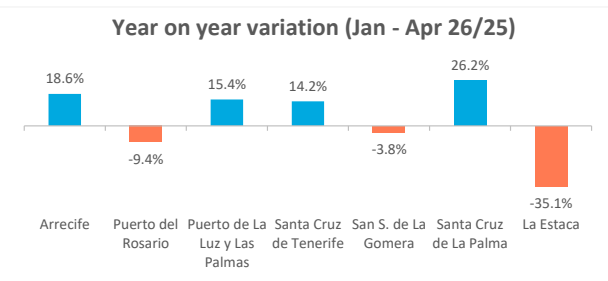
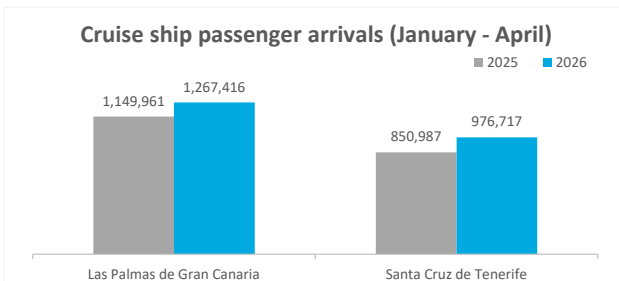
Annual cruise ship passenger arrivals in the Canary Islands

	PORTS					PORTS					All Canary ports
	Las Palmas ports:	Arrecife	El Rosario	La Luz y Las Palmas	Santa Cruz de Tenerife ports:	Santa Cruz de Tenerife	Los Cristianos	San S. de La Gomera	Santa Cruz de La Palma	La Estaca	
1998	135,675	60,171	14,996	60,508	156,948	131,602	1,499	8,532	14,709	606	292,623
1999	144,321	71,552	6,174	66,595	185,922	142,494	1,710	7,139	34,219	360	330,243
2000	154,336	69,407	1,915	83,014	177,250	130,064	44	9,931	36,640	571	331,586
2001	190,134	98,677	2,016	89,441	223,312	163,534	146	7,189	51,818	625	413,446
2002	262,028	141,165	19,576	101,287	350,556	244,629	496	17,313	87,731	387	612,584
2003	334,763	167,502	36,485	130,776	406,478	285,198	233	21,323	99,542	182	741,241
2004	393,395	212,690	34,697	146,008	456,375	331,920	0	12,722	111,494	239	849,770
2005	423,105	216,348	43,952	162,805	507,054	374,451	298	7,809	123,332	1,164	930,159
2006	362,525	165,069	47,817	149,639	447,155	314,661	784	9,304	120,243	2,163	809,680
2007	439,493	213,134	50,038	176,321	522,093	362,123	1,848	14,010	140,946	3,166	961,586
2008	559,003	253,152	70,758	235,093	557,371	402,018	0	10,919	143,764	670	1,116,374
2009	611,335	298,955	67,819	244,561	582,835	423,236	2,118	16,372	140,175	934	1,194,170
2010	671,192	299,972	74,651	296,569	740,022	536,331	543	16,590	186,558	0	1,411,214
2011	771,160	258,005	87,274	425,881	828,332	607,366	0	35,429	182,580	2,957	1,599,492
2012	840,266	327,972	86,262	426,032	885,623	669,353	37	27,121	183,316	5,796	1,725,889
2013	829,313	319,583	85,371	424,359	794,249	527,961	1,429	50,650	206,888	7,321	1,623,562
2014	1,063,420	358,519	117,748	587,153	848,161	544,841	213	69,200	229,940	3,967	1,911,581
2015	1,252,957	435,428	134,779	682,750	933,296	644,456	1,867	76,504	206,469	4,000	2,186,253
2016	1,104,582	377,800	111,297	615,485	883,324	559,100	1,551	88,635	224,433	9,605	1,987,906
2017	1,241,840	427,110	174,457	640,273	964,336	617,986	868	88,466	246,478	10,538	2,206,176
2018	1,330,553	423,116	233,520	673,917	1,020,128	663,284	888	94,667	255,892	5,397	2,350,681
2019	1,473,587	520,791	230,290	722,506	1,067,440	739,101	0	75,456	246,572	6,311	2,541,027
2020	530,038	149,450	101,424	279,164	345,093	228,403	0	43,225	70,656	2,809	875,131
2021	454,968	143,599	86,129	225,240	304,405	188,362	1,813	47,614	62,123	4,493	759,373
2022	1,025,843	336,281	199,848	489,714	759,918	542,290	628	69,631	141,333	6,036	1,785,761
2023	1,512,295	505,926	289,029	717,340	1,106,278	817,647	928	94,829	190,193	2,681	2,618,573
2024	1,871,654	610,176	379,804	881,674	1,318,760	973,972	336	88,876	254,126	1,450	3,190,414
2025	2,089,042	663,396	430,692	994,954	1,619,359	1,128,345	643	122,420	363,428	4,523	3,708,401
Change, 25-24	217,388	53,220	50,888	113,280	300,599	154,373	307	33,544	109,302	3,073	517,987
Change, %	11.6%	8.7%	13.4%	12.8%	22.8%	15.8%	91.4%	37.7%	43.0%	211.9%	16.2%



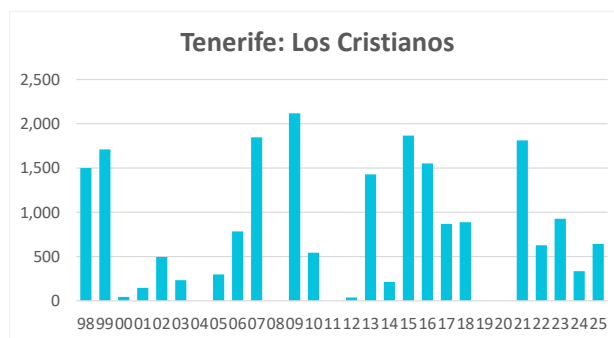
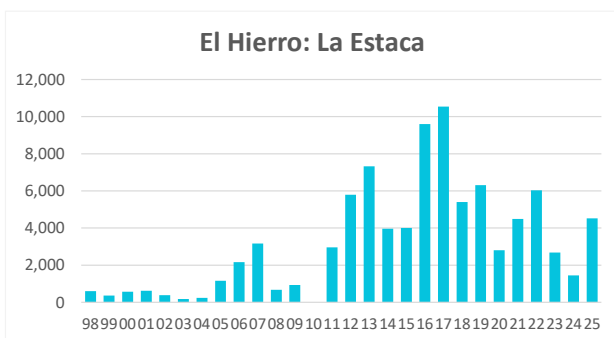
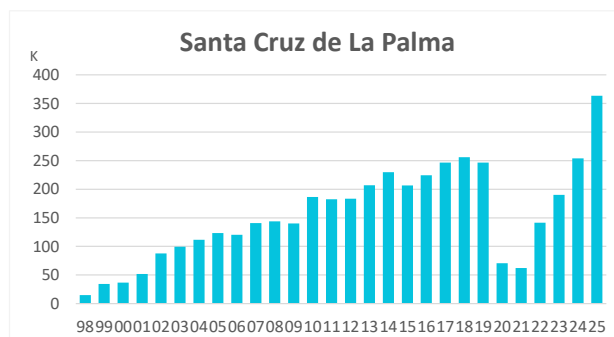
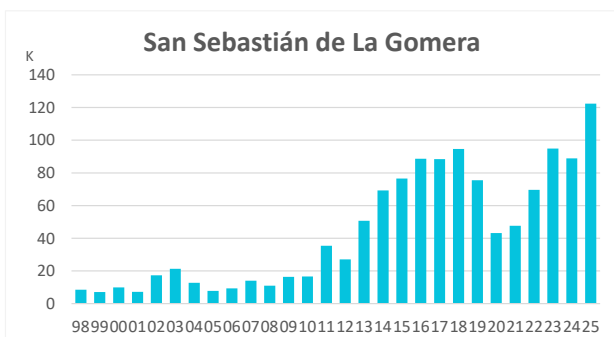
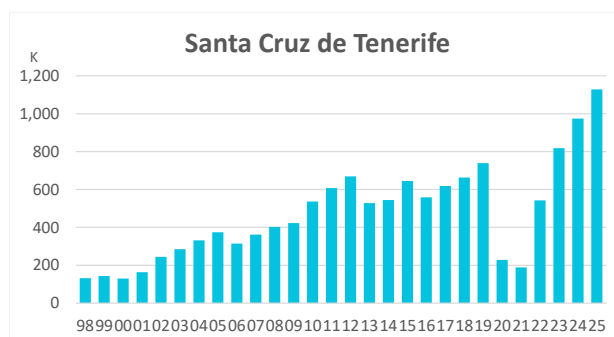
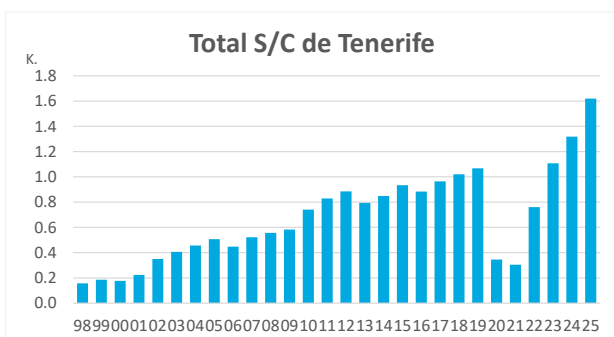
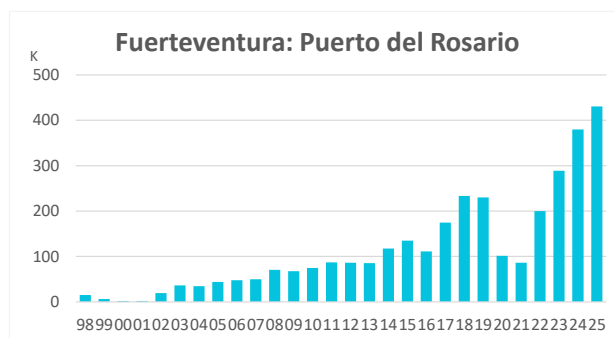
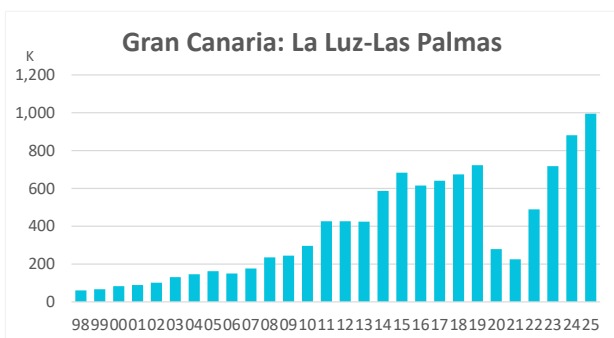
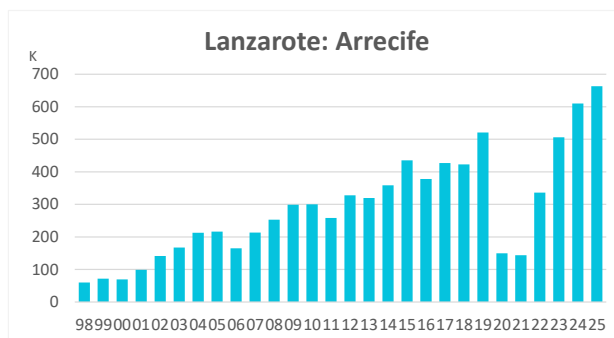
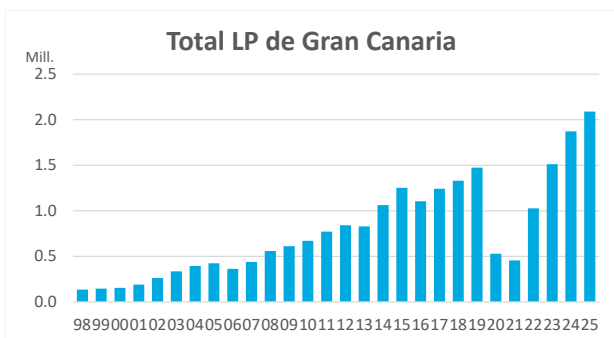
Recent trend: 2026

	PORTS					PORTS					All Canary ports
	Las Palmas ports:	Arrecife	El Rosario	La Luz y Las Palmas	Santa Cruz de Tenerife ports:	Santa Cruz de Tenerife	Los Cristianos	San S. de La Gomera	Santa Cruz de La Palma	La Estaca	
April											
2025	233,604	82,345	35,338	115,921	155,186	101,643	142	12,017	40,796	588	388,790
2026	196,928	72,291	27,846	96,791	172,486	113,621	0	17,012	40,881	972	369,414
Change, 26-25	-36,676	-10,054	-7,492	-19,130	17,300	11,978	-142	4,995	85	384	-19,376
Change, %	-15.7%	-12.2%	-21.2%	-16.5%	11.1%	11.8%	-100.0%	41.6%	0.2%	65.3%	-5.0%
January - April											
2025	1,149,961	332,363	282,193	535,405	850,987	589,375	142	83,332	175,542	2,596	2,000,948
2026	1,267,416	394,086	255,620	617,710	976,717	673,115	162	80,168	221,586	1,686	2,244,133
Change, 26-25	117,455	61,723	-26,573	82,305	125,730	83,740	20	-3,164	46,044	-910	243,185
Change, %	10.2%	18.6%	-9.4%	15.4%	14.8%	14.2%	14%	-3.8%	26.2%	-35.1%	12.2%



Cruise ship passenger arrivals

Annual cruise ship pax by port



Sources: Autoridad portuaria de Las Palmas and Autoridad portuaria de Santa Cruz de Tenerife.