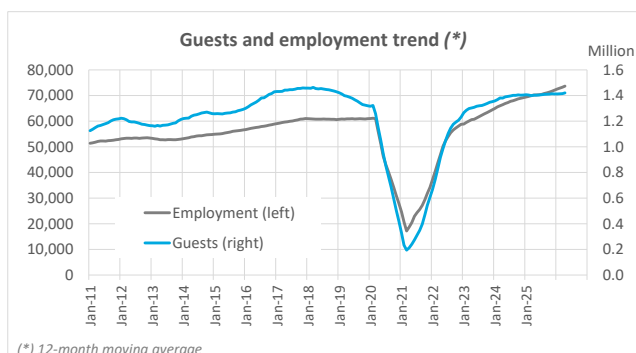
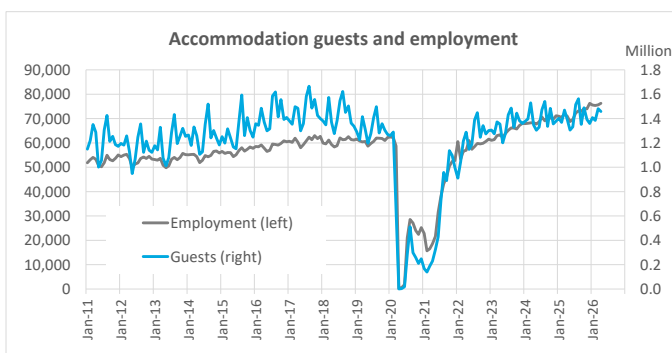


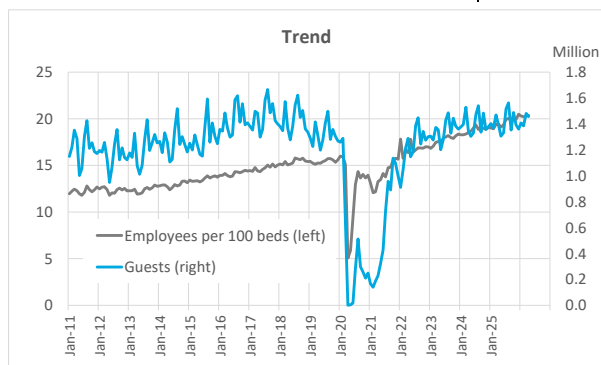
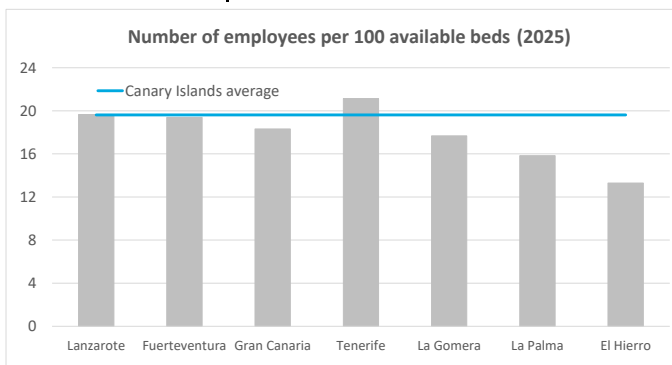
### Employment

	Lanzarote	Fuerteventura	Gran Canaria	Tenerife	La Gomera	La Palma	El Hierro	Canary Islands
<b>2019</b>	9,778	9,219	17,006	22,870	881	1,114	80	<b>60,949</b>
<b>2021</b>	5,276	5,593	9,265	12,914	529	510	72	<b>34,160</b>
<b>2022</b>	9,724	9,584	15,519	21,887	618	663	96	<b>58,091</b>
<b>2023</b>	11,021	10,821	16,810	24,306	663	723	91	<b>64,435</b>
<b>2024</b>	12,954	12,003	19,484	27,978	592	861	108	<b>73,979</b>
<b>2025</b>	12,414	11,570	19,771	26,558	688	1,016	102	<b>72,120</b>
	Lanzarote	Fuerteventura	Gran Canaria	Tenerife	La Gomera	La Palma	El Hierro	Canary Islands
<b>April 2025</b>	11,532	11,540	19,837	26,296	686	988	103	<b>70,982</b>
<b>April 2026</b>	13,725	11,838	20,231	28,525	824	1,022	90	<b>76,255</b>
<b>Change</b>	2,193	298	394	2,229	138	34	<b>-13</b>	<b>5,273</b>
<b>Change (%)</b>	19.0%	2.6%	2.0%	8.5%	20.1%	3.4%	<b>-12.6%</b>	<b>7.4%</b>



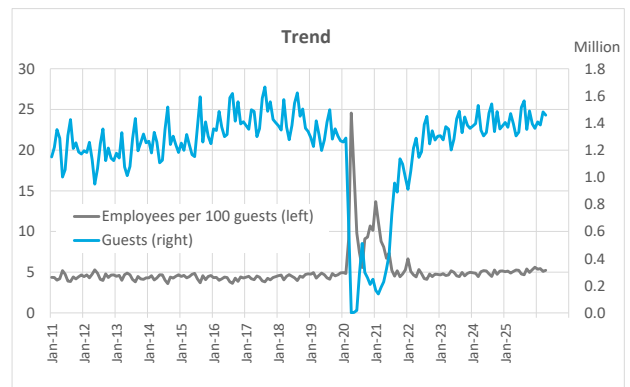
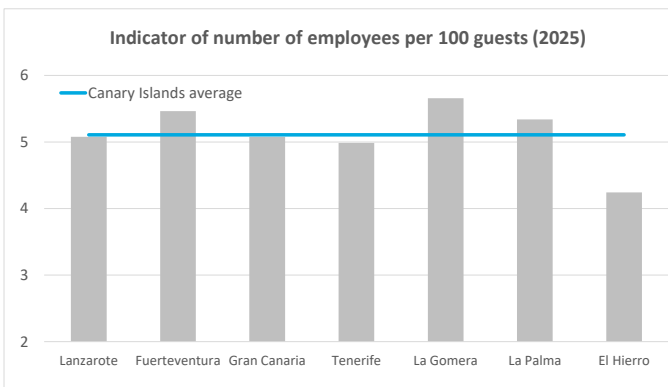
### Indicator of number of employees per 100 available beds

	Lanzarote	Fuerteventura	Gran Canaria	Tenerife	La Gomera	La Palma	El Hierro	Canary Islands
<b>2019</b>	14.7	15.3	13.8	17.3	17.5	14.8	10.7	<b>15.4</b>
<b>2021</b>	12.8	14.5	13.9	15.7	16.7	12.8	12.4	<b>14.4</b>
<b>2022</b>	15.7	16.6	16.0	17.7	18.9	13.4	13.4	<b>16.6</b>
<b>2023</b>	17.1	18.1	16.1	19.4	18.6	14.7	11.9	<b>17.8</b>
<b>2024</b>	18.9	18.8	17.2	20.7	17.1	15.5	13.3	<b>19.0</b>
<b>2025</b>	19.7	19.4	18.3	21.1	17.7	15.8	13.3	<b>19.6</b>
	Lanzarote	Fuerteventura	Gran Canaria	Tenerife	La Gomera	La Palma	El Hierro	Canary Islands
<b>April 2025</b>	19.0	19.3	18.2	21.1	17.6	15.4	13.2	<b>19.4</b>
<b>April 2026</b>	21.1	19.6	18.7	22.1	18.4	15.9	11.9	<b>20.4</b>
<b>Change</b>	2.1	0.3	0.5	1.0	0.8	0.5	<b>-1.3</b>	<b>0.9</b>



### Indicator of number of employees per 100 accommodation guests

	Lanzarote	Fuerteventura	Gran Canaria	Tenerife	La Gomera	La Palma	El Hierro	Canary Islands
2019	4.1	5.1	4.4	4.8	5.4	5.0	4.1	4.6
2021	5.6	5.8	5.3	5.8	6.1	5.6	4.7	5.6
2022	4.3	5.2	4.7	4.7	5.5	4.4	4.5	4.7
2023	4.5	5.5	4.6	4.8	5.5	4.8	4.7	4.8
2024	5.2	5.8	5.1	5.2	5.8	5.3	4.7	5.3
2025	5.1	5.5	5.1	5.0	5.7	5.3	4.2	5.1
April 2025	4.8	5.5	5.2	5.0	6.1	5.3	4.4	5.1
April 2026	5.5	5.8	4.9	5.2	5.9	4.2	3.1	5.2
Change	0.65	0.32	-0.24	0.18	-0.21	-1.04	-1.24	0.14



### Indicator of number of employees per €120,000 annual income in tourist accommodation

	Lanzarote	Fuerteventura	Gran Canaria	Tenerife	La Gomera	La Palma	El Hierro	Canary Islands
2019	1.8	2.0	1.7	1.9	3.0	3.1	3.5	1.9
2021	2.2	2.1	1.9	2.4	3.4	3.6	3.2	2.2
2022	1.6	1.9	1.5	1.7	2.4	2.5	3.3	1.7
2023	1.5	1.8	1.4	1.6	2.3	2.6	3.5	1.6
2024	1.6	1.8	1.4	1.6	2.4	2.6	3.6	1.6
2025	1.5	1.6	1.3	1.5	2.1	2.5	2.8	1.5
April 2025	1.5	1.8	1.5	1.6	2.3	2.5	2.9	1.6
April 2026	1.7	1.8	1.5	1.7	2.6	2.5	2.7	1.7
Change	0.18	0.07	0.02	0.11	0.30	-0.01	-0.19	0.09

