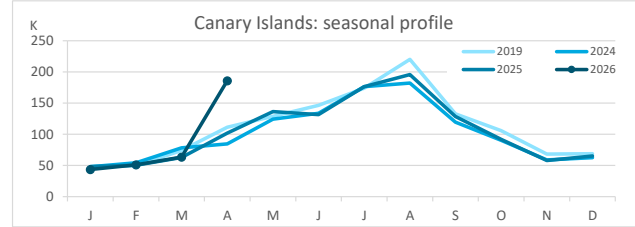
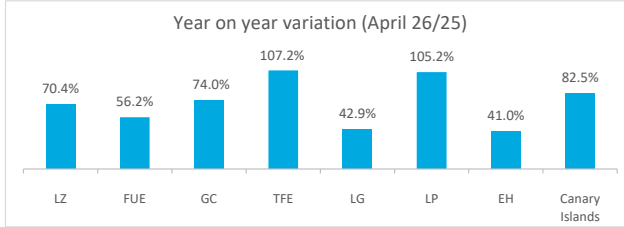


Domestic tourism April 2026



Canary Islands residents staying in tourist accommodation by island of stay

	Lanzarote	Fuerteventura	Gran Canaria	Tenerife	La Gomera	La Palma	El Hierro	Canary Islands
April 2025	6,814	9,441	42,574	34,005	3,947	3,447	1,589	101,817
April 2026	11,613	14,751	74,079	70,442	5,639	7,074	2,241	185,839
% residents in the island	31.2%	22.5%	49.9%	40.3%	7.0%	14.6%	0.2%	100%
Change, 26-25	4,799	5,310	31,505	36,437	1,692	3,627	652	84,022
Change, % 26-25	70.4%	56.2%	74.0%	107.2%	42.9%	105.2%	41.0%	82.5%



Canary Islands residents staying in tourist accommodation by island of residence and island of stay

		ISLAND OF STAY							
		Lanzarote	Fuerteventura	Gran Canaria	Tenerife	La Gomera	La Palma	El Hierro	CANARY ISLANDS
ISLAND OF RESIDENCE	Lanzarote	3,621	1,718	10,582	2,368	33	15	16	18,353
	Fuerteventura	1,298	3,320	17,108	4,811	12	150	11	26,710
	Gran Canaria	3,052	5,567	36,935	7,548	659	2,049	771	56,581
	Tenerife	2,365	2,090	4,230	28,417	4,174	3,828	1,419	46,523
	La Gomera	0	45	996	7,418	397	0	0	8,856
	La Palma	1,146	1,754	3,882	18,142	257	1,032	19	26,232
	El Hierro	131	257	346	1,738	107	0	5	2,584
	CANARY ISLANDS	11,613	14,751	74,079	70,442	5,639	7,074	2,241	185,839

Year on year variation (April 26/25)

		ISLAND OF STAY							
		Lanzarote	Fuerteventura	Gran Canaria	Tenerife	La Gomera	La Palma	El Hierro	CANARY ISLANDS
ISLAND OF RESIDENCE	Lanzarote	68.8%	45.0%	144.1%	270.6%	-43.1%	-62.5%	-84.2%	115.8%
	Fuerteventura	337.0%	170.6%	777.3%	543.2%	-92.9%	240.9%	-88.3%	489.8%
	Gran Canaria	79.3%	25.1%	30.2%	53.3%	110.5%	97.4%	189.8%	37.8%
	Tenerife	28.5%	89.0%	-17.8%	33.9%	31.6%	171.3%	53.4%	33.6%
	La Gomera	-100.0%	60.7%	92.6%	313.3%	1034.3%	-100.0%	-100.0%	194.1%
	La Palma	50.0%	30.0%	72.4%	296.3%	179.3%	111.9%	-5.0%	174.9%
	El Hierro	-	167.7%	2062.5%	1673.5%	-1.8%	-100.0%	-80.8%	621.8%
	CANARY ISLANDS	70.4%	56.2%	74.0%	107.2%	42.9%	105.2%	41.0%	82.5%

Canary Islands residents travelling to other islands (residents of each island are excluded)

		Lanzarote	Fuerteventura	Gran Canaria	Tenerife	La Gomera	La Palma	El Hierro	CANARY ISLANDS
Outbound tourism	14,732	23,390	19,646	18,106	8,459	25,200	2,579	112,112	
Year on year variation (%)	131.7%	608.4%	54.8%	33.2%	184.2%	178.3%	676.8%	132.0%	
Inbound tourism	7,992	11,431	37,144	42,025	5,242	6,042	2,236	112,112	
Year on year variation (%)	71.2%	39.2%	161.3%	228.8%	34.0%	104.1%	43.1%	132.0%	
Net balance	-6,740	-11,959	17,498	23,919	-3,217	-19,158	-343	0	

Distribution by island of residence

		ISLAND OF STAY							
		Lanzarote	Fuerteventura	Gran Canaria	Tenerife	La Gomera	La Palma	El Hierro	CANARY ISLANDS
ISLAND OF RESIDENCE	Lanzarote	31.2%	11.6%	14.3%	3.4%	0.6%	0.2%	0.7%	9.9%
	Fuerteventura	11.2%	22.5%	23.1%	6.8%	0.2%	2.1%	0.5%	14.4%
	Gran Canaria	26.3%	37.7%	49.9%	10.7%	11.7%	29.0%	34.4%	30.4%
	Tenerife	20.4%	14.2%	5.7%	40.3%	74.0%	54.1%	63.3%	25.0%
	La Gomera	0.0%	0.3%	1.3%	10.5%	7.0%	0.0%	0.0%	4.8%
	La Palma	9.9%	11.9%	5.2%	25.8%	4.6%	14.6%	0.8%	14.1%
	El Hierro	1.1%	1.7%	0.5%	2.5%	1.9%	0.0%	0.2%	1.4%
	CANARY ISLANDS	100%	100%	100%	100%	100%	100%	100%	100%

Distribution by island of stay

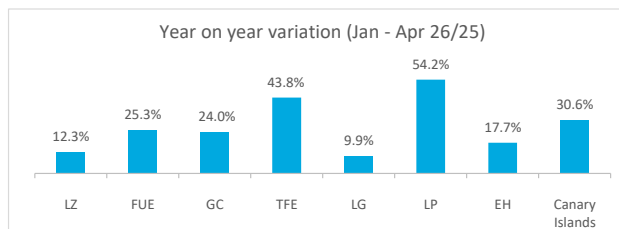
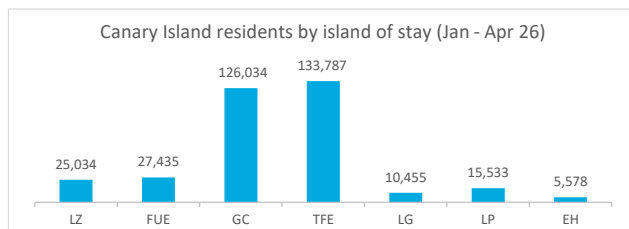
		ISLAND OF STAY							
		Lanzarote	Fuerteventura	Gran Canaria	Tenerife	La Gomera	La Palma	El Hierro	CANARY ISLANDS
ISLAND OF RESIDENCE	Lanzarote	19.7%	9.4%	57.7%	12.9%	0.2%	0.1%	0.1%	100%
	Fuerteventura	4.9%	12.4%	64.1%	18.0%	0.0%	0.6%	0.0%	100%
	Gran Canaria	5.4%	9.8%	65.3%	13.3%	1.2%	3.6%	1.4%	100%
	Tenerife	5.1%	4.5%	9.1%	61.1%	9.0%	8.2%	3.1%	100%
	La Gomera	0.0%	0.5%	11.2%	83.8%	4.5%	0.0%	0.0%	100%
	La Palma	4.4%	6.7%	14.8%	69.2%	1.0%	3.9%	0.1%	100%
	El Hierro	5.1%	9.9%	13.4%	67.3%	4.1%	0.0%	0.2%	100%
	CANARY ISLANDS	6.2%	7.9%	39.9%	37.9%	3.0%	3.8%	1.2%	100%

Domestic tourism January - April 2026



Canary Islands residents staying in tourist accommodation by island of stay

	Lanzarote	Fuerteventura	Gran Canaria	Tenerife	La Gomera	La Palma	El Hierro	Canary Islands
Jan-Apr25	22,288	21,892	101,668	93,025	9,516	10,074	4,738	263,201
Jan-Apr26	25,034	27,435	126,034	133,787	10,455	15,533	5,578	343,856
% tourist of the island	27.3%	21.2%	48.3%	46.7%	6.5%	14.4%	2.9%	100%
Change, 26-25	2,746	5,543	24,366	40,762	939	5,459	840	80,655
Change, % 26-25	12.3%	25.3%	24.0%	43.8%	9.9%	54.2%	17.7%	30.6%



Canary Islands residents staying in tourist accommodation by island of residence and island of stay

ISLAND OF RESIDENCE	ISLAND OF STAY							CANARY ISLANDS
	Lanzarote	Fuerteventura	Gran Canaria	Tenerife	La Gomera	La Palma	El Hierro	
Lanzarote	6,839	2,634	21,532	4,696	141	94	61	35,997
Fuerteventura	2,976	5,821	23,071	6,365	148	277	34	38,692
Gran Canaria	6,435	11,358	60,922	16,113	931	4,380	1,434	101,573
Tenerife	5,775	4,283	8,360	62,436	8,079	8,136	3,374	100,443
La Gomera	30	75	2,406	9,540	678	76	208	13,013
La Palma	2,708	2,892	9,052	30,670	355	2,229	306	48,212
El Hierro	271	372	691	3,967	123	341	161	5,926
CANARY ISLANDS	25,034	27,435	126,034	133,787	10,455	15,533	5,578	343,856

Year on year variation: January - April 2026/2025

ISLAND OF RESIDENCE	ISLAND OF STAY							CANARY ISLANDS
	Lanzarote	Fuerteventura	Gran Canaria	Tenerife	La Gomera	La Palma	El Hierro	
Lanzarote	16.0%	3.0%	72.9%	24.4%	17.5%	-45.7%	-67.9%	43.0%
Fuerteventura	54.8%	29.4%	214.0%	81.3%	-13.5%	7.8%	-88.4%	115.0%
Gran Canaria	16.7%	28.4%	6.2%	33.5%	19.1%	74.1%	87.7%	15.6%
Tenerife	-15.7%	32.9%	-37.6%	20.2%	3.1%	102.8%	34.7%	11.9%
La Gomera	-63.0%	108.3%	72.3%	158.2%	402.2%	-92.5%	-63.8%	87.7%
La Palma	54.2%	9.7%	0.9%	90.3%	90.9%	27.4%	-10.0%	51.8%
El Hierro	3.8%	287.5%	-9.9%	106.8%	-57.3%	-2.6%	120.5%	57.9%
CANARY ISLANDS	12.3%	25.3%	24.0%	43.8%	9.9%	54.2%	17.7%	30.6%

Canary Islands residents travelling to other islands (residents of each island are excluded)

	Lanzarote	Fuerteventura	Gran Canaria	Tenerife	La Gomera	La Palma	El Hierro	Canary Islands
Outbound tourism	29,158	32,871	40,651	38,007	12,335	45,983	5,765	204,770
Year on year variation (%)	51.3%	143.5%	33.3%	0.5%	81.4%	53.2%	56.7%	44.6%
Inbound tourism	18,195	21,614	65,112	71,351	9,777	13,304	5,417	204,770
Year on year variation (%)	11.0%	24.3%	46.9%	73.6%	4.2%	59.8%	16.1%	44.6%
Net balance	-10,963	-11,257	24,461	33,344	-2,558	-32,679	-348	0

Distribution by island of residence

ISLAND OF RESIDENCE	ISLAND OF STAY							CANARY ISLANDS
	Lanzarote	Fuerteventura	Gran Canaria	Tenerife	La Gomera	La Palma	El Hierro	
Lanzarote	27.3%	9.6%	17.1%	3.5%	1.3%	0.6%	1.1%	10.5%
Fuerteventura	11.9%	21.2%	18.3%	4.8%	1.4%	1.8%	0.6%	11.3%
Gran Canaria	25.7%	41.4%	48.3%	12.0%	8.9%	28.2%	25.7%	29.5%
Tenerife	23.1%	15.6%	6.6%	46.7%	77.3%	52.4%	60.5%	29.2%
La Gomera	0.1%	0.3%	1.9%	7.1%	6.5%	0.5%	3.7%	3.8%
La Palma	10.8%	10.5%	7.2%	22.9%	3.4%	14.4%	5.5%	14.0%
El Hierro	1.1%	1.4%	0.5%	3.0%	1.2%	2.2%	2.9%	1.7%
CANARY ISLANDS	100%	100%	100%	100%	100%	100%	100%	100%

Distribution by island of stay

ISLAND OF RESIDENCE	ISLAND OF STAY							CANARY ISLANDS
	Lanzarote	Fuerteventura	Gran Canaria	Tenerife	La Gomera	La Palma	El Hierro	
Lanzarote	19.0%	7.3%	59.8%	13.0%	0.4%	0.3%	0.2%	100%
Fuerteventura	7.7%	15.0%	59.6%	16.5%	0.4%	0.7%	0.1%	100%
Gran Canaria	6.3%	11.2%	60.0%	15.9%	0.9%	4.3%	1.4%	100%
Tenerife	5.7%	4.3%	8.3%	62.2%	8.0%	8.1%	3.4%	100%
La Gomera	0.2%	0.6%	18.5%	73.3%	5.2%	0.6%	1.6%	100%
La Palma	5.6%	6.0%	18.8%	63.6%	0.7%	4.6%	0.6%	100%
El Hierro	4.6%	6.3%	11.7%	66.9%	2.1%	5.8%	2.7%	100%
CANARY ISLANDS	7.3%	8.0%	36.7%	38.9%	3.0%	4.5%	1.6%	100%