


Passenger arrivals by origin airport (*)

May 2026



CANARY ISLANDS

	UK	Germany	Netherlands	Sweden	Denmark	Finland	Norway	Iceland	Ireland	Belgium	Italy	Austria	France	Switzerland	Czech Republic	Poland	Hungary	Romania	Portugal	Luxembourg	Others	INTERNATIONAL	Mainland	Canary Islands	SPAIN	TOTAL
2025	528,569	159,379	46,977	5,243	9,807	0	7,520	4,283	68,852	32,221	61,787	11,316	44,449	24,757	7,982	29,817	9,292	2,803	9,506	5,011	17,112	1,086,683	497,243	452,444	949,687	2,036,370
2026	519,119	160,306	50,159	4,630	9,021	0	8,380	2,927	71,185	36,001	56,117	10,284	53,344	19,755	7,053	30,075	7,336	4,427	10,114	6,168	15,807	1,082,208	489,800	475,785	965,585	2,047,793
Change	-9,450	927	3,182	-613	-786	0	860	-1,356	2,333	3,780	-5,670	-1,032	8,895	-5,002	-929	258	-1,956	1,624	608	1,157	-1,305	-4,475	-7,443	23,341	15,898	11,423
Change, %	-1.8%	0.6%	6.8%	-11.7%	-8.0%	--	11.4%	-31.7%	3.4%	11.7%	-9.2%	-9.1%	20.0%	-20.2%	-11.6%	0.9%	-21.1%	57.9%	6.4%	23.1%	-7.6%	-0.4%	-1.5%	5.2%	1.7%	0.6%

LANZAROTE

	UK	Germany	Netherlands	Sweden	Denmark	Finland	Norway	Iceland	Ireland	Belgium	Italy	Austria	France	Switzerland	Czech Republic	Poland	Hungary	Romania	Portugal	Luxembourg	Others	INTERNATIONAL	Mainland	Canary Islands	SPAIN	TOTAL
2025	138,608	12,521	5,168	0	1,928	0	0	0	31,357	3,107	5,296	0	12,923	3,374	1,033	2,005	873	0	0	1,237	3,351	222,781	63,151	59,065	122,216	344,997
2026	135,938	15,615	4,946	0	1,961	0	0	0	30,802	3,600	7,118	0	13,333	2,424	597	1,910	0	0	0	1,275	3,097	222,616	60,551	60,097	120,648	343,264
Change	-2,670	3,094	-222	0	33	0	0	0	-555	493	1,822	0	410	-950	-436	-95	-873	0	0	38	-254	-165	-2,600	1,032	-1,568	-1,733
Change, %	-1.9%	24.7%	-4.3%	--	1.7%	--	--	--	-1.8%	15.9%	34.4%	--	3.2%	-28.2%	-42.2%	-4.7%	-100.0%	--	--	3.1%	-7.6%	-0.1%	-4.1%	1.7%	-1.3%	-0.5%

FUERTEVENTURA

	UK	Germany	Netherlands	Sweden	Denmark	Finland	Norway	Iceland	Ireland	Belgium	Italy	Austria	France	Switzerland	Czech Republic	Poland	Hungary	Romania	Portugal	Luxembourg	Others	INTERNATIONAL	Mainland	Canary Islands	SPAIN	TOTAL
2025	66,978	49,806	4,713	566	1,289	0	0	0	6,856	2,899	13,405	1,581	6,054	4,348	2,579	6,945	0	0	0	614	0	168,633	39,893	44,884	84,777	253,410
2026	66,510	52,280	4,911	632	1,331	0	0	0	7,107	3,405	13,207	1,681	5,514	3,137	2,497	5,992	0	0	0	1,187	0	169,391	35,353	46,730	82,083	251,474
Change	-468	2,474	198	66	42	0	0	0	251	506	-198	100	-540	-1,211	-82	-953	0	0	0	573	0	758	-4,540	1,846	-2,694	-1,936
Change, %	-0.7%	5.0%	4.2%	11.7%	3.3%	--	--	--	3.7%	17.5%	-1.5%	6.3%	-8.9%	-27.9%	-3.2%	-13.7%	--	--	--	93.3%	--	0.4%	-11.4%	4.1%	-3.2%	-0.8%

GRAN CANARIA

	UK	Germany	Netherlands	Sweden	Denmark	Finland	Norway	Iceland	Ireland	Belgium	Italy	Austria	France	Switzerland	Czech Republic	Poland	Hungary	Romania	Portugal	Luxembourg	Others	INTERNATIONAL	Mainland	Canary Islands	SPAIN	TOTAL
2025	92,090	48,720	22,452	4,677	4,442	0	6,823	0	8,917	8,563	11,241	3,029	6,501	7,593	1,119	4,850	2,394	0	4,667	1,345	7,877	247,300	181,082	141,862	322,944	570,244
2026	91,408	49,018	24,399	3,998	4,468	0	7,590	0	10,605	9,523	8,358	3,771	9,603	7,095	1,178	5,008	920	1,706	4,919	1,834	7,331	252,732	179,586	150,539	330,125	582,857
Change	-682	298	1,947	-679	26	0	767	0	1,688	960	-2,883	742	3,102	-498	59	158	-1,474	1,706	252	489	-546	5,432	-1,496	8,677	7,181	12,613
Change, %	-0.7%	0.6%	8.7%	-14.5%	0.6%	--	11.2%	--	18.9%	11.2%	-25.6%	24.5%	47.7%	-6.6%	5.3%	3.3%	-61.6%	--	5.4%	36.4%	-6.9%	2.2%	-0.8%	6.1%	2.2%	2.2%

TENERIFE

	UK	Germany	Netherlands	Sweden	Denmark	Finland	Norway	Iceland	Ireland	Belgium	Italy	Austria	France	Switzerland	Czech Republic	Poland	Hungary	Romania	Portugal	Luxembourg	Others	INTERNATIONAL	Mainland	Canary Islands	SPAIN	TOTAL
2025	229,228	46,828	13,864	0	2,148	0	697	4,283	21,722	17,652	31,845	6,706	18,970	9,075	3,251	16,017	6,025	2,803	4,839	1,815	5,884	443,652	206,944	140,808	347,752	791,404
2026	222,891	40,087	14,988	0	1,261	0	790	2,927	22,671	19,473	27,434	4,832	24,894	7,015	2,781	16,443	6,416	2,721	5,195	1,872	5,379	430,070	206,949	148,122	355,071	785,141
Change	-6,337	-6,741	1,124	0	-887	0	93	-1,356	949	1,821	-4,411	-1,874	5,924	-2,060	-470	426	391	-82	356	57	-505	-13,582	5	7,314	7,319	-6,263
Change, %	-2.8%	-14.4%	8.1%	--	-41.3%	--	13.3%	-31.7%	4.4%	10.3%	-13.9%	-27.9%	31.2%	-22.7%	-14.5%	2.7%	6.5%	-2.9%	7.4%	3.1%	-8.6%	-3.1%	0.0%	5.2%	2.1%	-0.8%

LA PALMA

	UK	Germany	Netherlands	Sweden	Denmark	Finland	Norway	Iceland	Ireland	Belgium	Italy	Austria	France	Switzerland	Czech Republic	Poland	Hungary	Romania	Portugal	Luxembourg	Others	INTERNATIONAL	Mainland	Canary Islands	SPAIN	TOTAL
2025	1,665	1,504	780	0	0	0	0	0	0	0	0	0	1	367	0	0	0	0	0	0	0	4,317	6,173	47,677	53,850	58,167
2026	2,372	3,306	915	0	0	0	0	0	0	0	0	0	0	84	0	722	0	0	0	0	0	7,399	7,357	51,549	58,906	66,305
Change	707	1,802	135	0	0	0	0	0	0	0	0	0	-1	-283	0	722	0	0	0	0	0	3,082	1,184	3,872	5,056	8,138
Change, %	42.5%	119.8%	17.3%	--	--	--	--	--	--	--	--	--	-100.0%	-77.1%	--	--	--	--	--	--	--	71.4%	19.2%	8.1%	9.4%	14.0%

(*) Canary Islands residents could be included.
Source: AENA.

Passenger arrivals by origin airport (*)

January - May 2026



CANARY ISLANDS

	UK	Germany	Netherlands	Sweden	Denmark	Finland	Norway	Iceland	Ireland	Belgium	Italy	Austria	France	Switzerland	Czech Republic	Poland	Hungary	Romania	Portugal	Luxembourg	Others	INTERNATIONAL	Mainland	Canary Islands	SPAIN	TOTAL
2025	2,648,951	1,385,968	276,064	157,202	177,125	101,655	195,635	44,587	354,235	200,482	369,941	84,079	267,377	137,612	33,587	204,647	52,522	17,384	33,936	31,495	121,867	6,896,351	2,305,475	2,012,245	4,317,720	11,214,071
2026	2,677,517	1,319,808	288,991	146,571	161,199	97,537	188,994	32,585	367,412	206,132	352,801	83,412	285,567	136,691	34,154	225,818	52,629	28,169	41,876	33,810	113,503	6,875,176	2,208,286	2,095,228	4,303,514	11,178,690
Change	28,566	-66,160	12,927	-10,631	-15,926	-4,118	-6,641	-12,002	13,177	5,650	-17,140	-667	18,190	-921	567	21,171	107	10,785	7,940	2,315	-8,364	-21,175	-97,189	82,983	-14,206	-35,381
Change, %	1.1%	-4.8%	4.7%	-6.8%	-9.0%	-4.1%	-3.4%	-26.9%	3.7%	2.8%	-4.6%	-0.8%	6.8%	-0.7%	1.7%	10.3%	0.2%	62.0%	23.4%	7.4%	-6.9%	-0.3%	-4.2%	4.1%	-0.3%	-0.3%

LANZAROTE

	UK	Germany	Netherlands	Sweden	Denmark	Finland	Norway	Iceland	Ireland	Belgium	Italy	Austria	France	Switzerland	Czech Republic	Poland	Hungary	Romania	Portugal	Luxembourg	Others	INTERNATIONAL	Mainland	Canary Islands	SPAIN	TOTAL
2025	697,551	124,776	36,737	5,355	12,124	5,097	7,022	0	156,897	21,750	33,078	5,521	79,374	21,312	3,541	13,107	1,572	0	125	7,000	18,588	1,250,527	286,260	258,314	544,574	1,795,101
2026	701,070	121,521	35,366	5,102	8,692	4,940	5,759	0	161,253	21,739	39,526	4,047	76,270	18,982	3,328	13,481	1	0	189	6,105	18,603	1,245,974	268,074	267,846	535,920	1,781,894
Change	3,519	-3,255	-1,371	-253	-3,432	-157	-1,263	0	4,356	-11	6,448	-1,474	-3,104	-2,330	-213	374	-1,571	0	64	-895	15	-4,553	-18,186	9,532	-8,654	-13,207
Change, %	0.5%	-2.6%	-3.7%	-4.7%	-28.3%	-3.1%	-18.0%	--	2.8%	-0.1%	19.5%	-26.7%	-3.9%	-10.9%	-6.0%	2.9%	-99.9%	--	51.2%	-12.8%	0.1%	-0.4%	-6.4%	3.7%	-1.6%	-0.7%

FUERTEVENTURA

	UK	Germany	Netherlands	Sweden	Denmark	Finland	Norway	Iceland	Ireland	Belgium	Italy	Austria	France	Switzerland	Czech Republic	Poland	Hungary	Romania	Portugal	Luxembourg	Others	INTERNATIONAL	Mainland	Canary Islands	SPAIN	TOTAL
2025	362,682	336,008	29,082	7,880	15,019	5,401	2,714	1,644	32,684	17,437	67,236	10,415	42,928	19,291	8,529	53,876	179	0	368	3,224	6	1,016,603	171,118	200,873	371,991	1,388,594
2026	362,571	315,673	29,388	8,623	16,704	4,817	2,285	0	31,531	16,779	70,946	9,516	36,801	21,430	8,611	53,625	0	0	4	5,132	129	994,565	145,903	210,116	356,019	1,350,584
Change	-111	-20,335	306	743	1,685	-584	-429	-1,644	-1,153	-658	3,710	-899	-6,127	2,139	82	-251	-179	0	-364	1,908	123	-22,038	-25,215	9,243	-15,972	-38,010
Change, %	0.0%	-6.1%	1.1%	9.4%	11.2%	-10.8%	-15.8%	-100.0%	-3.5%	-3.8%	5.5%	-8.6%	-14.3%	11.1%	1.0%	-0.5%	-100.0%	--	-98.9%	59.2%	2050.0%	-2.2%	-14.7%	4.6%	-4.3%	-2.7%

GRAN CANARIA

	UK	Germany	Netherlands	Sweden	Denmark	Finland	Norway	Iceland	Ireland	Belgium	Italy	Austria	France	Switzerland	Czech Republic	Poland	Hungary	Romania	Portugal	Luxembourg	Others	INTERNATIONAL	Mainland	Canary Islands	SPAIN	TOTAL
2025	414,013	462,492	119,692	111,817	94,789	56,586	150,330	9,505	51,281	46,251	73,654	23,188	34,029	42,038	5,694	32,407	17,380	0	16,432	9,430	50,053	1,821,061	829,104	634,743	1,463,847	3,284,908
2026	439,181	447,580	129,040	100,536	86,484	54,188	147,437	7,452	55,440	46,017	63,591	26,863	47,763	42,538	6,119	37,590	14,188	8,770	17,255	10,272	49,310	1,837,614	814,607	664,253	1,478,860	3,316,474
Change	25,168	-14,912	9,348	-11,281	-8,305	-2,398	-2,893	-2,053	4,159	-234	-10,063	3,675	13,734	500	425	5,183	-3,192	8,770	823	842	-743	16,553	-14,497	29,510	15,013	31,566
Change, %	6.1%	-3.2%	7.8%	-10.1%	-8.8%	-4.2%	-1.9%	-21.6%	8.1%	-0.5%	-13.7%	15.8%	40.4%	1.2%	7.5%	16.0%	-18.4%	--	5.0%	8.9%	-1.5%	0.9%	-1.7%	4.6%	1.0%	1.0%

TENERIFE

	UK	Germany	Netherlands	Sweden	Denmark	Finland	Norway	Iceland	Ireland	Belgium	Italy	Austria	France	Switzerland	Czech Republic	Poland	Hungary	Romania	Portugal	Luxembourg	Others	INTERNATIONAL	Mainland	Canary Islands	SPAIN	TOTAL
2025	1,167,494	426,120	86,853	32,150	47,772	34,571	35,569	33,438	113,373	115,044	195,973	44,955	111,041	52,852	15,823	102,376	33,391	17,384	17,011	11,151	53,220	2,747,561	980,594	625,533	1,606,127	4,353,688
2026	1,165,276	395,073	91,281	32,310	44,362	33,592	33,513	25,133	119,188	121,597	178,738	42,986	124,733	49,193	16,096	117,373	38,440	19,399	23,997	11,691	45,460	2,729,431	949,298	648,952	1,598,250	4,327,681
Change	-2,218	-31,047	4,428	160	-3,410	-979	-2,056	-8,305	5,815	6,553	-17,235	-1,969	13,692	-3,659	273	14,997	5,049	2,015	6,986	540	-7,760	-18,130	-31,296	23,419	-7,877	-26,007
Change, %	-0.2%	-7.3%	5.1%	0.5%	-7.1%	-2.8%	-5.8%	-24.8%	5.1%	5.7%	-8.8%	-4.4%	12.3%	-6.9%	1.7%	14.6%	15.1%	11.6%	41.1%	4.8%	-14.6%	-0.7%	-3.2%	3.7%	-0.5%	-0.6%


LA PALMA

	UK	Germany	Netherlands	Sweden	Denmark	Finland	Norway	Iceland	Ireland	Belgium	Italy	Austria	France	Switzerland	Czech Republic	Poland	Hungary	Romania	Portugal	Luxembourg	Others	INTERNATIONAL	Mainland	Canary Islands	SPAIN	TOTAL
2025	7,211	36,572	3,700	0	7,421	0	0	0	0	0	0	0	1	2,119	0	2,881	0	0	0	690	0	60,595	38,390	210,455	248,845	309,440
2026	9,419	39,961	3,916	0	4,957	0	0	0	0	0	0	0	0	4,548	0	3,749	0	0	431	610	1	67,592	30,395	220,896	251,291	318,883
Change	2,208	3,389	216	0	-2,464	0	0	0	0	0	0	0	-1	2,429	0	868	0	0	431	-80	1	6,997	-7,995	10,441	2,446	9,443
Change, %	30.6%	9.3%	5.8%	--	-33.2%	--	--	--	--	--	--	--	-100.0%	114.6%	--	30.1%	--	--	--	-11.6%	--	11.5%	-20.8%	5.0%	1.0%	3.1%

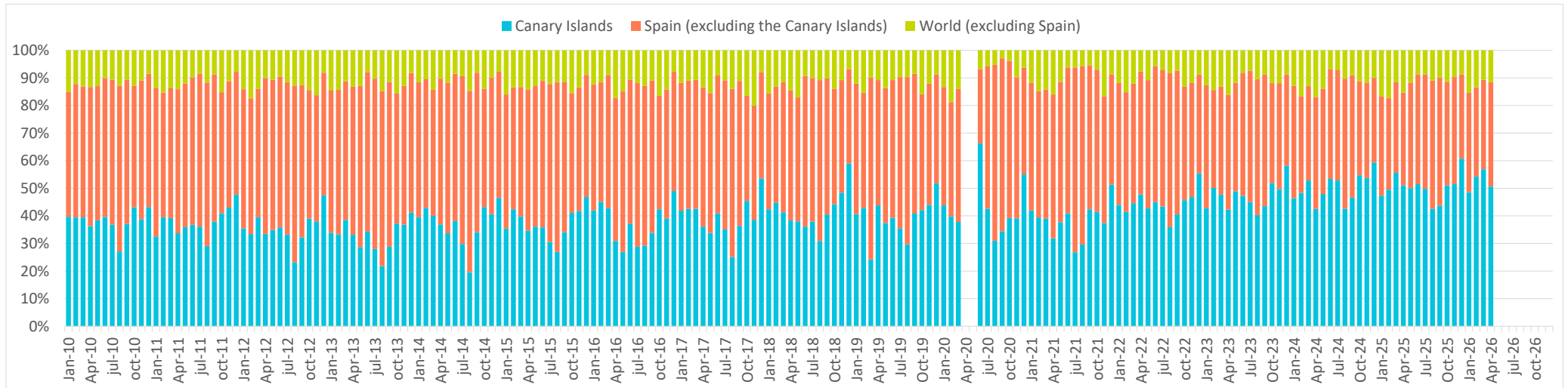
(*) Canary Islands residents could be included.
Source: AENA.

Passenger arrivals by origin airport

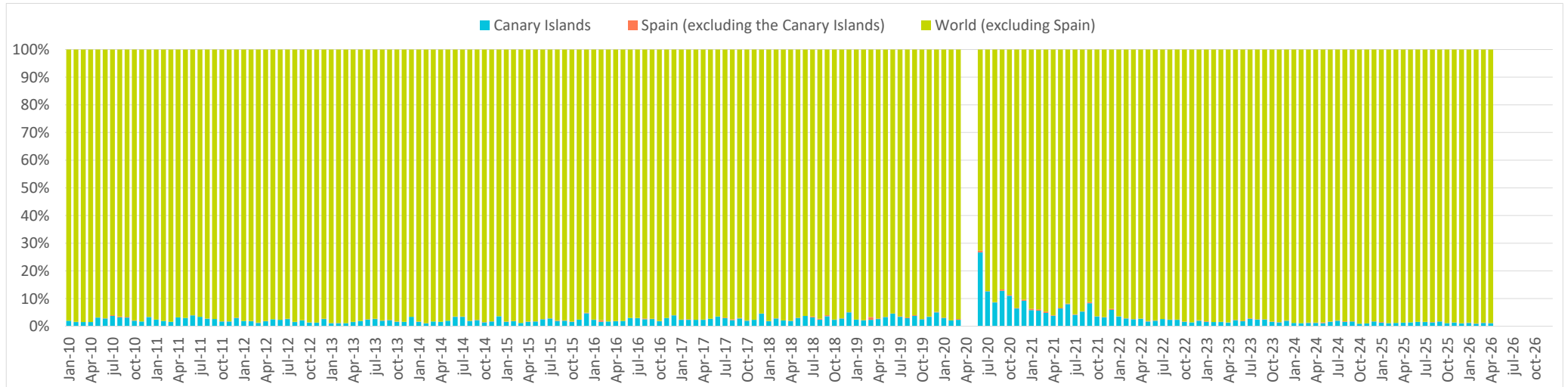
Flight Composition



Domestic Flight Distribution by country of residence



International Flight Distribution by country of residence



Note: Rate of incoming air passengers by country of residence and type of flight
Source: FRONTUR ISTAT.