

# Total tourist arrivals in the Canary Islands (ISTAC)

April 2026

## CANARY ISLANDS

	United Kingdom	Germany	Belgium	France	Netherlands	Ireland	Italy	Switzerland	Denmark	Finland	Norway	Sweden	Nordics	Others	International	Mainland	TOTAL
2025	512,513	260,715	44,319	81,679	62,004	72,795	58,776	19,389	28,045	9,697	24,093	26,120	87,955	147,535	1,347,680	149,399	1,497,079
2026	506,367	225,526	44,516	76,888	69,639	67,866	50,372	19,133	19,621	5,971	21,527	18,474	65,593	125,048	1,250,947	162,034	1,412,980
Change	-6,146	-35,189	197	-4,791	7,635	-4,929	-8,404	-256	-8,424	-3,726	-2,566	-7,646	-22,362	-22,487	-96,733	12,635	-84,099
Change, %	-1.2%	-13.5%	0.4%	-5.9%	12.3%	-6.8%	-14.3%	-1.3%	-30.0%	-38.4%	-10.7%	-29.3%	-25.4%	-15.2%	-7.2%	8.5%	-5.6%

## LANZAROTE (main + secondary)

	United Kingdom	Germany	Belgium	France	Netherlands	Ireland	Italy	Switzerland	Denmark	Finland	Norway	Sweden	Nordics	Others	International	Mainland	TOTAL
2025	145,794	34,748	5,472	19,334	7,242	31,443	7,728	--	--	--	--	--	2,934	11,685	266,382	23,530	289,912
2026	138,389	22,251	4,763	18,884	7,483	29,984	7,227	--	--	--	--	--	2,593	10,922	242,496	24,524	267,019
Change	-7,405	-12,497	-709	-450	241	-1,459	-501	--	--	--	--	--	-341	-763	-23,886	994	-22,893
Change, %	-5.1%	-36.0%	-13.0%	-2.3%	3.3%	-4.6%	-6.5%	--	--	--	--	--	-11.6%	-6.5%	-9.0%	4.2%	-7.9%

## FUERTEVENTURA (main + secondary)

	United Kingdom	Germany	Belgium	France	Netherlands	Ireland	Italy	Switzerland	Denmark	Finland	Norway	Sweden	Nordics	Others	International	Mainland	TOTAL
2025	77,201	79,219	3,065	14,299	7,165	6,790	11,953	--	--	--	--	--	4,085	24,149	227,924	13,786	241,710
2026	68,826	62,716	2,998	10,233	6,572	6,809	11,876	--	--	--	--	--	3,151	20,753	193,932	16,349	210,282
Change	-8,375	-16,503	-67	-4,066	-593	19	-77	--	--	--	--	--	-934	-3,396	-33,992	2,563	-31,428
Change, %	-10.8%	-20.8%	-2.2%	-28.4%	-8.3%	0.3%	-0.6%	--	--	--	--	--	-22.9%	-14.1%	-14.9%	18.6%	-13.0%

## GRAN CANARIA (main + secondary)

	United Kingdom	Germany	Belgium	France	Netherlands	Ireland	Italy	Switzerland	Denmark	Finland	Norway	Sweden	Nordics	Others	International	Mainland	TOTAL
2025	86,115	82,009	11,592	13,103	27,194	8,878	13,173	--	--	--	--	--	57,661	48,335	348,059	43,352	391,410
2026	90,466	76,732	10,667	13,205	34,325	9,501	8,781	--	--	--	--	--	44,091	41,838	329,604	44,501	374,104
Change	4,351	-5,277	-925	102	7,131	623	-4,392	--	--	--	--	--	-13,570	-6,497	-18,455	1,149	-17,306
Change, %	5.1%	-6.4%	-8.0%	0.8%	26.2%	7.0%	-33.3%	--	--	--	--	--	-23.5%	-13.4%	-5.3%	2.7%	-4.4%

## TENERIFE (main + secondary)

	United Kingdom	Germany	Belgium	France	Netherlands	Ireland	Italy	Switzerland	Denmark	Finland	Norway	Sweden	Nordics	Others	International	Mainland	TOTAL
2025	230,190	81,629	23,820	37,113	20,030	26,206	27,846	--	--	--	--	--	22,503	89,351	558,686	69,686	628,371
2026	213,442	63,916	26,114	35,448	20,880	21,670	23,252	--	--	--	--	--	15,703	74,373	494,798	72,929	567,727
Change	-16,748	-17,713	2,294	-1,665	850	-4,536	-4,594	--	--	--	--	--	-6,800	-14,978	-63,888	3,243	-60,644
Change, %	-7.3%	-21.7%	9.6%	-4.5%	4.2%	-17.3%	-16.5%	--	--	--	--	--	-30.2%	-16.8%	-11.4%	4.7%	-9.7%

## LA PALMA (main + secondary)

	United Kingdom	Germany	Belgium	France	Netherlands	Ireland	Italy	Switzerland	Denmark	Finland	Norway	Sweden	Nordics	Others	International	Mainland	TOTAL
2025	5,363	9,206	480	642	846	13	101	--	--	--	--	--	492	3,058	20,199	1,775	21,974
2026	3,386	9,250	80	560	1,000	127	18	--	--	--	--	--	359	2,980	17,757	4,698	22,455
Change	-1,977	44	-400	-82	154	114	-83	--	--	--	--	--	-133	-78	-2,442	2,923	481
Change, %	-36.9%	0.5%	-83.3%	-12.8%	18.2%	876.9%	-82.2%	--	--	--	--	--	-27.0%	-2.6%	-12.1%	164.7%	2.2%

Source: Frontur (ISTAC).

Note: on the result of the estimated Canary Islands total arrivals, tourists from La Gomera and El Hierro are included. Main tourists and secondary tourists are taken into account in each island. The sum of the islands does not match the total for the Canary Islands.

# Main tourist arrivals in the Canary Islands (ISTAC)

April 2026

## CANARY ISLANDS

	United Kingdom	Germany	Belgium	France	Netherlands	Ireland	Italy	Switzerland	Denmark	Finland	Norway	Sweden	Nordics	Others	International	Mainland	TOTAL
2025	512,513	260,715	44,319	81,679	62,004	72,795	58,776	19,389	28,045	9,697	24,093	26,120	87,955	147,535	1,347,680	149,399	1,497,079
2026	506,367	225,526	44,516	76,888	69,639	67,866	50,372	19,133	19,621	5,971	21,527	18,474	65,593	125,048	1,250,947	162,034	1,412,980
Change	-6,146	-35,189	197	-4,791	7,635	-4,929	-8,404	-256	-8,424	-3,726	-2,566	-7,646	-22,362	-22,487	-96,733	12,635	-84,099
Change, %	-1.2%	-13.5%	0.4%	-5.9%	12.3%	-6.8%	-14.3%	-1.3%	-30.0%	-38.4%	-10.7%	-29.3%	-25.4%	-15.2%	-7.2%	8.5%	-5.6%

## LANZAROTE

	United Kingdom	Germany	Belgium	France	Netherlands	Ireland	Italy	Switzerland	Denmark	Finland	Norway	Sweden	Nordics	Others	International	Mainland	TOTAL
2025	138,565	29,343	5,472	18,756	7,072	31,248	6,736	-	-	-	-	-	2,921	10,911	251,023	22,950	273,973
2026	136,316	19,990	4,763	18,637	7,198	29,899	6,679	-	-	-	-	-	2,497	9,541	235,520	24,082	259,602
Change	-2,249	-9,353	-709	-119	126	-1,349	-57	--	--	--	--	--	-424	-1,370	-15,503	1,132	-14,371
Change, %	-1.6%	-31.9%	-13.0%	-0.6%	1.8%	-4.3%	-0.8%	--	--	--	--	--	-14.5%	-12.6%	-6.2%	4.9%	-5.2%

## FUERTEVENTURA

	United Kingdom	Germany	Belgium	France	Netherlands	Ireland	Italy	Switzerland	Denmark	Finland	Norway	Sweden	Nordics	Others	International	Mainland	TOTAL
2025	71,383	70,317	3,065	13,545	7,068	6,650	11,449	-	-	-	-	-	4,079	21,899	209,453	13,694	223,147
2026	66,686	59,879	2,813	10,093	6,572	6,775	11,774	-	-	-	-	-	3,054	19,368	187,012	16,142	203,155
Change	-4,697	-10,438	-252	-3,452	-496	125	325	--	--	--	--	--	-1,025	-2,531	-22,441	2,448	-19,992
Change, %	-6.6%	-14.8%	-8.2%	-25.5%	-7.0%	1.9%	2.8%	--	--	--	--	--	-25.1%	-11.6%	-10.7%	17.9%	-9.0%

## GRAN CANARIA

	United Kingdom	Germany	Belgium	France	Netherlands	Ireland	Italy	Switzerland	Denmark	Finland	Norway	Sweden	Nordics	Others	International	Mainland	TOTAL
2025	77,438	80,392	11,505	12,369	27,097	8,771	13,140	-	-	-	-	-	57,643	46,424	334,779	42,554	377,332
2026	87,764	76,244	10,667	12,982	34,140	9,321	8,781	-	-	-	-	-	44,022	40,813	324,734	44,045	368,779
Change	10,326	-4,148	-838	613	7,043	550	-4,359	--	--	--	--	--	-13,621	-5,611	-10,045	1,491	-8,553
Change, %	13.3%	-5.2%	-7.3%	5.0%	26.0%	6.3%	-33.2%	--	--	--	--	--	-23.6%	-12.1%	-3.0%	3.5%	-2.3%

## TENERIFE

	United Kingdom	Germany	Belgium	France	Netherlands	Ireland	Italy	Switzerland	Denmark	Finland	Norway	Sweden	Nordics	Others	International	Mainland	TOTAL
2025	223,163	71,372	23,801	36,602	19,847	26,126	27,347	-	-	-	-	-	22,414	85,833	536,505	67,866	604,370
2026	212,889	59,794	25,992	34,861	20,731	21,670	23,085	-	-	-	-	-	15,687	72,543	487,252	72,207	559,459
Change	-10,274	-11,578	2,191	-1,741	884	-4,456	-4,262	--	--	--	--	--	-6,727	-13,290	-49,253	4,341	-44,911
Change, %	-4.6%	-16.2%	9.2%	-4.8%	4.5%	-17.1%	-15.6%	--	--	--	--	--	-30.0%	-15.5%	-9.2%	6.4%	-7.4%

## LA PALMA

	United Kingdom	Germany	Belgium	France	Netherlands	Ireland	Italy	Switzerland	Denmark	Finland	Norway	Sweden	Nordics	Others	International	Mainland	TOTAL
2025	1,484	7,721	461	330	846	0	101	-	-	-	-	-	492	1,525	12,959	1,620	14,579
2026	2,562	8,429	80	162	929	127	18	-	-	-	-	-	262	1,646	14,213	4,617	18,830
Change	1,078	708	-381	-168	83	127	-83	--	--	--	--	--	-230	121	1,254	2,997	4,251
Change, %	72.6%	9.2%	-82.6%	-50.9%	9.8%	--	-82.2%	--	--	--	--	--	-46.7%	7.9%	9.7%	185.0%	29.2%

Source: Frontur (ISTAC).

Note: on the result of the estimated Canary Islands total arrivals, tourists from La Gomera and El Hierro are included. Only main tourists are taken into account in each island.

# Secondary tourist arrivals in the Canary Islands (ISTAC)

April 2026



Observatorio Turístico  
de Canarias



Gobierno de Canarias  
islas iguales

## LANZAROTE

	United Kingdom	Germany	Belgium	France	Netherlands	Ireland	Italy	Switzerland	Denmark	Finland	Norway	Sweden	Nordics	Others	International	Mainland	TOTAL
2025	7,229	5,405	0	578	170	195	992	0	0	0	0	0	13	774	15,359	580	15,939
2026	2,073	2,261	0	247	285	85	548	0	0	0	0	0	96	1,381	6,976	442	7,417
Change	-5,156	-3,144	0	-331	115	-110	-444	--	--	--	--	--	83	607	-8,383	-138	-8,522
Change, %	-71.3%	-58.2%	--	-57.3%	67.6%	-56.4%	-44.8%	--	--	--	--	--	638.5%	78.4%	-54.6%	-23.8%	-53.5%

## FUERTEVENTURA

	United Kingdom	Germany	Belgium	France	Netherlands	Ireland	Italy	Switzerland	Denmark	Finland	Norway	Sweden	Nordics	Others	International	Mainland	TOTAL
2025	5,818	8,902	0	754	97	140	504	0	0	0	0	0	6	2,250	18,471	92	18,563
2026	2,140	2,837	185	140	0	34	102	0	0	0	0	0	97	1,385	6,920	207	7,127
Change	-3,678	-6,065	185	-614	-97	-106	-402	--	--	--	--	--	91	-865	-11,551	115	-11,436
Change, %	-63.2%	-68.1%	--	-81.4%	-100.0%	-75.7%	-79.8%	--	--	--	--	--	1516.7%	-38.4%	-62.5%	125.0%	-61.6%

## GRAN CANARIA

	United Kingdom	Germany	Belgium	France	Netherlands	Ireland	Italy	Switzerland	Denmark	Finland	Norway	Sweden	Nordics	Others	International	Mainland	TOTAL
2025	8,677	1,617	87	734	97	107	33	0	0	0	0	0	18	1,911	13,280	798	14,078
2026	2,702	488	0	223	185	180	0	0	0	0	0	0	69	1,025	4,870	456	5,325
Change	-5,975	-1,129	-87	-511	88	73	-33	--	--	--	--	--	51	-886	-8,410	-342	-8,753
Change, %	-68.9%	-69.8%	-100.0%	-69.6%	90.7%	68.2%	-100.0%	--	--	--	--	--	283.3%	-46.4%	-63.3%	-42.9%	-62.2%

## TENERIFE

	United Kingdom	Germany	Belgium	France	Netherlands	Ireland	Italy	Switzerland	Denmark	Finland	Norway	Sweden	Nordics	Others	International	Mainland	TOTAL
2025	7,027	10,257	19	511	183	80	499	0	0	0	0	0	89	3,518	22,181	1,820	24,001
2026	553	4,122	122	587	149	0	167	0	0	0	0	0	16	1,830	7,546	722	8,268
Change	-6,474	-6,135	103	76	-34	-80	-332	--	--	--	--	--	-73	-1,688	-14,635	-1,098	-15,733
Change, %	-92.1%	-59.8%	542.1%	14.9%	-18.6%	-100.0%	-66.5%	--	--	--	--	--	-82.0%	-48.0%	-66.0%	-60.3%	-65.6%

## LA PALMA

	United Kingdom	Germany	Belgium	France	Netherlands	Ireland	Italy	Switzerland	Denmark	Finland	Norway	Sweden	Nordics	Others	International	Mainland	TOTAL
2025	3,879	1,485	19	312	0	13	0	0	0	0	0	0	0	1,533	7,240	155	7,395
2026	824	821	0	398	71	0	0	0	0	0	0	0	97	1,334	3,544	81	3,625
Change	-3,055	-664	-19	86	71	-13	0	--	--	--	--	--	97	-199	-3,696	-74	-3,770
Change, %	-78.8%	-44.7%	-100.0%	27.6%	--	-100.0%	--	--	--	--	--	--	--	-13.0%	-51.0%	-47.7%	-51.0%

# Total tourist arrivals in the Canary Islands (ISTAC)

January - April 2026



## CANARY ISLANDS

	United Kingdom	Germany	Belgium	France	Netherlands	Ireland	Italy witzerland	Denmark	Finland	Norway	Sweden	Nordics	Others	International	Mainland	TOTAL	
2025	2,050,301	1,114,307	168,833	330,768	261,948	293,075	292,313	67,034	160,184	108,305	210,904	178,210	657,603	664,529	5,900,711	547,995	6,448,705
2026	2,090,194	1,087,733	160,244	322,946	258,434	303,882	274,557	69,301	147,586	100,594	199,316	169,759	617,255	671,840	5,856,383	529,178	6,385,560
Change	39,893	-26,574	-8,589	-7,822	-3,514	10,807	-17,756	2,267	-12,598	-7,711	-11,588	-8,451	-40,348	7,311	-44,328	-18,817	-63,145
Change, %	1.9%	-2.4%	-5.1%	-2.4%	-1.3%	3.7%	-6.1%	3.4%	-7.9%	-7.1%	-5.5%	-4.7%	-6.1%	1.1%	-0.8%	-3.4%	-1.0%

## LANZAROTE (main + secondary)

	United Kingdom	Germany	Belgium	France	Netherlands	Ireland	Italy witzerland	Denmark	Finland	Norway	Sweden	Nordics	Others	International	Mainland	TOTAL
2025	596,588	132,768	20,212	86,067	33,952	126,310	31,355	--	--	--	--	31,806	63,141	1,122,200	83,056	1,205,256
2026	595,461	136,462	24,420	78,374	32,940	135,181	40,430	--	--	--	--	24,839	59,244	1,127,346	77,613	1,204,959
Change	-1,127	3,694	4,208	-7,693	-1,012	8,871	9,075	--	--	--	--	-6,967	-3,897	5,146	-5,443	-297
Change, %	-0.2%	2.8%	20.8%	-8.9%	-3.0%	7.0%	28.9%	--	--	--	--	-21.9%	-6.2%	0.5%	-6.6%	0.0%

## FUERTEVENTURA (main + secondary)

	United Kingdom	Germany	Belgium	France	Netherlands	Ireland	Italy witzerland	Denmark	Finland	Norway	Sweden	Nordics	Others	International	Mainland	TOTAL
2025	320,382	315,617	12,627	54,776	34,616	28,116	52,895	--	--	--	--	32,771	105,352	957,144	50,613	1,007,756
2026	303,941	277,614	16,953	47,305	29,000	25,945	58,411	--	--	--	--	32,650	109,747	901,560	57,057	958,617
Change	-16,441	-38,003	4,326	-7,471	-5,616	-2,171	5,516	--	--	--	--	-121	4,395	-55,584	6,444	-49,139
Change, %	-5.1%	-12.0%	34.3%	-13.6%	-16.2%	-7.7%	10.4%	--	--	--	--	-0.4%	4.2%	-5.8%	12.7%	-4.9%

## GRAN CANARIA (main + secondary)

	United Kingdom	Germany	Belgium	France	Netherlands	Ireland	Italy witzerland	Denmark	Finland	Norway	Sweden	Nordics	Others	International	Mainland	TOTAL
2025	340,814	386,637	39,874	53,101	104,991	44,322	63,681	--	--	--	--	426,050	206,589	1,666,061	164,902	1,830,962
2026	368,697	383,060	42,487	57,310	112,195	45,211	55,887	--	--	--	--	399,524	203,434	1,667,799	141,449	1,809,246
Change	27,883	-3,577	2,613	4,209	7,204	889	-7,794	--	--	--	--	-26,526	-3,155	1,738	-23,453	-21,716
Change, %	8.2%	-0.9%	6.6%	7.9%	6.9%	2.0%	-12.2%	--	--	--	--	-6.2%	-1.5%	0.1%	-14.2%	-1.2%

## TENERIFE (main + secondary)

	United Kingdom	Germany	Belgium	France	Netherlands	Ireland	Italy witzerland	Denmark	Finland	Norway	Sweden	Nordics	Others	International	Mainland	TOTAL
2025	917,327	360,799	96,577	143,019	88,528	96,869	149,971	--	--	--	--	165,049	382,121	2,400,258	246,871	2,647,127
2026	898,642	353,774	95,328	142,288	85,389	100,065	137,576	--	--	--	--	163,682	389,618	2,366,358	243,523	2,609,880
Change	-18,685	-7,025	-1,249	-731	-3,139	3,196	-12,395	--	--	--	--	-1,367	7,497	-33,900	-3,348	-37,247
Change, %	-2.0%	-1.9%	-1.3%	-0.5%	-3.5%	3.3%	-8.3%	--	--	--	--	-0.8%	2.0%	-1.4%	-1.4%	-1.4%

## LA PALMA (main + secondary)

	United Kingdom	Germany	Belgium	France	Netherlands	Ireland	Italy witzerland	Denmark	Finland	Norway	Sweden	Nordics	Others	International	Mainland	TOTAL
2025	27,392	53,965	788	2,806	3,315	1,986	1,455	--	--	--	--	3,794	12,747	108,245	10,422	118,667
2026	15,778	66,442	6,987	3,785	5,499	504	2,475	--	--	--	--	4,513	14,002	119,981	16,040	136,019
Change	-11,614	12,477	6,199	979	2,184	-1,482	1,020	--	--	--	--	719	1,255	11,736	5,618	17,352
Change, %	-42.4%	23.1%	786.7%	34.9%	65.9%	-74.6%	70.1%	--	--	--	--	19.0%	9.8%	10.8%	53.9%	14.6%

Source: Frontur (ISTAC).

Note: on the result of the estimated Canary Islands total arrivals, tourists from La Gomera and El Hierro are included. Main tourists and secondary tourists are taken into account in each island. The sum of the islands does not match the total for the Canary Islands.

# Main tourist arrivals in the Canary Islands (ISTAC)

January - April 2026

## CANARY ISLANDS

	United Kingdom	Germany	Belgium	France	Netherlands	Ireland	Italy	Switzerland	Denmark	Finland	Norway	Sweden	Nordics	Others	International	Mainland	TOTAL
2025	2,050,301	1,114,307	168,833	330,768	261,948	293,075	292,313	67,034	160,184	108,305	210,904	178,210	657,603	664,529	5,900,711	547,995	6,448,705
2026	2,090,194	1,087,733	160,244	322,946	258,434	303,882	274,557	69,301	147,586	100,594	199,316	169,759	617,255	671,840	5,856,383	529,178	6,385,560
Change	39,893	-26,574	-8,589	-7,822	-3,514	10,807	-17,756	2,267	-12,598	-7,711	-11,588	-8,451	-40,348	7,311	-44,328	-18,817	-63,145
Change, %	1.9%	-2.4%	-5.1%	-2.4%	-1.3%	3.7%	-6.1%	3.4%	-7.9%	-7.1%	-5.5%	-4.7%	-6.1%	1.1%	-0.8%	-3.4%	-1.0%

## LANZAROTE

	United Kingdom	Germany	Belgium	France	Netherlands	Ireland	Italy	Switzerland	Denmark	Finland	Norway	Sweden	Nordics	Others	International	Mainland	TOTAL
2025	552,928	104,607	19,907	84,403	33,501	124,617	28,796	-	-	-	-	-	31,419	57,858	1,038,033	81,218	1,119,251
2026	562,685	102,158	17,976	77,305	30,977	134,265	33,599	-	-	-	-	-	23,509	50,453	1,032,923	75,832	1,108,756
Change	9,757	-2,449	-1,931	-7,098	-2,524	9,648	4,803	--	--	--	--	--	-7,910	-7,405	-5,110	-5,386	-10,495
Change, %	1.8%	-2.3%	-9.7%	-8.4%	-7.5%	7.7%	16.7%	--	--	--	--	--	-25.2%	-12.8%	-0.5%	-6.6%	-0.9%

## FUERTEVENTURA

	United Kingdom	Germany	Belgium	France	Netherlands	Ireland	Italy	Switzerland	Denmark	Finland	Norway	Sweden	Nordics	Others	International	Mainland	TOTAL
2025	287,650	272,778	12,542	52,959	34,026	27,358	51,597	-	-	-	-	-	32,477	98,964	870,347	49,990	920,337
2026	287,684	254,829	10,592	46,582	28,149	24,972	53,465	-	-	-	-	-	31,514	103,199	840,981	56,054	897,036
Change	34	-17,949	-1,950	-6,377	-5,877	-2,386	1,868	--	--	--	--	--	-963	4,235	-29,366	6,064	-23,301
Change, %	0.0%	-6.6%	-15.5%	-12.0%	-17.3%	-8.7%	3.6%	--	--	--	--	--	-3.0%	4.3%	-3.4%	12.1%	-2.5%

## GRAN CANARIA

	United Kingdom	Germany	Belgium	France	Netherlands	Ireland	Italy	Switzerland	Denmark	Finland	Norway	Sweden	Nordics	Others	International	Mainland	TOTAL
2025	298,320	361,323	39,571	51,274	104,616	43,047	62,955	-	-	-	-	-	424,731	197,764	1,583,600	162,855	1,746,455
2026	335,969	370,000	36,289	56,270	111,112	44,329	54,701	-	-	-	-	-	397,522	197,990	1,604,180	139,004	1,743,184
Change	37,649	8,677	-3,282	4,996	6,496	1,282	-8,254	--	--	--	--	--	-27,209	226	20,580	-23,851	-3,271
Change, %	12.6%	2.4%	-8.3%	9.7%	6.2%	3.0%	-13.1%	--	--	--	--	--	-6.4%	0.1%	1.3%	-14.6%	-0.2%

## TENERIFE

	United Kingdom	Germany	Belgium	France	Netherlands	Ireland	Italy	Switzerland	Denmark	Finland	Norway	Sweden	Nordics	Others	International	Mainland	TOTAL
2025	903,985	329,422	95,808	140,732	86,283	96,063	147,916	-	-	-	-	-	163,950	368,386	2,332,544	241,231	2,573,773
2026	895,367	316,773	94,632	139,877	83,327	99,893	131,664	-	-	-	-	-	160,702	380,321	2,302,555	239,488	2,542,042
Change	-8,618	-12,649	-1,176	-855	-2,956	3,830	-16,252	--	--	--	--	--	-3,248	11,935	-29,989	-1,743	-31,731
Change, %	-1.0%	-3.8%	-1.2%	-0.6%	-3.4%	4.0%	-11.0%	--	--	--	--	--	-2.0%	3.2%	-1.3%	-0.7%	-1.2%

## LA PALMA

	United Kingdom	Germany	Belgium	France	Netherlands	Ireland	Italy	Switzerland	Denmark	Finland	Norway	Sweden	Nordics	Others	International	Mainland	TOTAL
2025	5,058	38,935	703	1,078	3,167	1,744	830	-	-	-	-	-	3,141	7,377	62,032	9,865	71,896
2026	7,091	38,303	401	2,568	4,168	153	759	-	-	-	-	-	3,033	7,583	64,056	15,395	79,450
Change	2,033	-632	-302	1,490	1,001	-1,591	-71	--	--	--	--	--	-108	206	2,024	5,530	7,554
Change, %	40.2%	-1.6%	-43.0%	138.2%	31.6%	-91.2%	-8.6%	--	--	--	--	--	-3.4%	2.8%	3.3%	56.1%	10.5%

Source: Frontur (ISTAC).

Note: on the result of the estimated Canary Islands total arrivals, tourists from La Gomera and El Hierro are included. Only main tourists are taken into account in each island.

# Secondary tourist arrivals in the Canary Islands (ISTAC)

January - April 2026



## LANZAROTE

	United Kingdom	Germany	Belgium	France	Netherlands	Ireland	Italy	Switzerland	Denmark	Finland	Norway	Sweden	Nordics	Others	International	Mainland	TOTAL
2025	43,660	28,161	305	1,664	451	1,693	2,559	0	0	0	0	0	387	5,283	84,167	1,838	86,005
2026	32,776	34,304	6,444	1,069	1,963	916	6,831	0	0	0	0	0	1,330	8,791	94,423	1,781	96,203
Change	-10,884	6,143	6,139	-595	1,512	-777	4,272	--	--	--	--	--	943	3,508	10,256	-57	10,198
Change, %	-24.9%	21.8%	2012.8%	-35.8%	335.3%	-45.9%	166.9%	--	--	--	--	--	243.7%	66.4%	12.2%	-3.1%	11.9%

## FUERTEVENTURA

	United Kingdom	Germany	Belgium	France	Netherlands	Ireland	Italy	Switzerland	Denmark	Finland	Norway	Sweden	Nordics	Others	International	Mainland	TOTAL
2025	32,732	42,839	85	1,817	590	758	1,298	0	0	0	0	0	294	6,388	86,797	623	87,419
2026	16,257	22,785	6,361	723	851	973	4,946	0	0	0	0	0	1,136	6,548	60,579	1,003	61,581
Change	-16,475	-20,054	6,276	-1,094	261	215	3,648	--	--	--	--	--	842	160	-26,218	380	-25,838
Change, %	-50.3%	-46.8%	7383.5%	-60.2%	44.2%	28.4%	281.0%	--	--	--	--	--	286.4%	2.5%	-30.2%	61.0%	-29.6%

## GRAN CANARIA

	United Kingdom	Germany	Belgium	France	Netherlands	Ireland	Italy	Switzerland	Denmark	Finland	Norway	Sweden	Nordics	Others	International	Mainland	TOTAL
2025	42,494	25,314	303	1,827	375	1,275	726	0	0	0	0	0	1,319	8,825	82,461	2,047	84,507
2026	32,728	13,060	6,198	1,040	1,083	882	1,186	0	0	0	0	0	2,002	5,444	63,619	2,445	66,062
Change	-9,766	-12,254	5,895	-787	708	-393	460	--	--	--	--	--	683	-3,381	-18,842	398	-18,445
Change, %	-23.0%	-48.4%	1945.5%	-43.1%	188.8%	-30.8%	63.4%	--	--	--	--	--	51.8%	-38.3%	-22.8%	19.4%	-21.8%

## TENERIFE

	United Kingdom	Germany	Belgium	France	Netherlands	Ireland	Italy	Switzerland	Denmark	Finland	Norway	Sweden	Nordics	Others	International	Mainland	TOTAL
2025	13,342	31,377	769	2,287	2,245	806	2,055	0	0	0	0	0	1,099	13,735	67,714	5,640	73,354
2026	3,275	37,001	696	2,411	2,062	172	5,912	0	0	0	0	0	2,980	9,297	63,803	4,035	67,838
Change	-10,067	5,624	-73	124	-183	-634	3,857	--	--	--	--	--	1,881	-4,438	-3,911	-1,605	-5,516
Change, %	-75.5%	17.9%	-9.5%	5.4%	-8.2%	-78.7%	187.7%	--	--	--	--	--	171.2%	-32.3%	-5.8%	-28.5%	-7.5%

## LA PALMA

	United Kingdom	Germany	Belgium	France	Netherlands	Ireland	Italy	Switzerland	Denmark	Finland	Norway	Sweden	Nordics	Others	International	Mainland	TOTAL
2025	22,334	15,030	85	1,728	148	242	625	0	0	0	0	0	653	5,370	46,213	557	46,771
2026	8,687	28,139	6,586	1,217	1,331	351	1,716	0	0	0	0	0	1,480	6,419	55,925	645	56,569
Change	-13,647	13,109	6,501	-511	1,183	109	1,091	--	--	--	--	--	827	1,049	9,712	88	9,798
Change, %	-61.1%	87.2%	7648.2%	-29.6%	799.3%	45.0%	174.6%	--	--	--	--	--	126.6%	19.5%	21.0%	15.8%	20.9%

# International tourist arrivals in Spain (INE)

April 2026

## BY COUNTRY OF RESIDENCE

### Monthly

	UK	Germany	Belgium	France	Netherlands	Ireland	Italy	Switzerland	Denmark	Finland	Norway	Sweden	Nordics	Russia	Portugal	Austria	Others	INTERNATIONAL
Apr-25	1,621,678	1,293,262	280,034	1,258,997	446,650	252,171	473,919	263,374	123,320	44,510	121,720	157,636	447,186	0	299,986	81,646	1,884,792	8,603,695
Apr-26	1,665,672	1,175,713	319,624	1,323,544	495,945	272,940	532,362	294,103	103,904	47,734	102,575	183,065	437,278	0	302,189	61,849	2,172,910	9,054,129
Change	43,994	-117,549	39,590	64,547	49,295	20,769	58,443	30,729	-19,416	3,224	-19,145	25,429	-9,908	--	2,203	-19,797	288,118	450,434
Change, %	2.7%	-9.1%	14.1%	5.1%	11.0%	8.2%	12.3%	11.7%	-15.7%	7.2%	-15.7%	16.1%	-2.2%	--	0.7%	-24.2%	15.3%	5.2%

### Year-to-date

	UK	Germany	Belgium	France	Netherlands	Ireland	Italy	Switzerland	Denmark	Finland	Norway	Sweden	Nordics	Russia	Portugal	Austria	Others	INTERNATIONAL
Jan-Apr25	4,735,759	3,349,465	808,930	3,388,736	1,249,111	726,516	1,575,681	620,664	400,474	213,222	445,953	544,860	1,604,509	0	827,938	266,034	6,528,416	25,681,759
Jan-Apr26	4,852,121	3,256,732	828,710	3,327,437	1,258,095	799,371	1,691,275	657,146	398,387	219,430	430,722	550,986	1,599,525	--	867,866	309,065	7,113,707	26,561,050
Change	116,362	-92,733	19,780	-61,299	8,984	72,855	115,594	36,482	-2,087	6,208	-15,231	6,126	-4,984	--	39,928	43,031	585,291	879,291
Change, %	2.5%	-2.8%	2.4%	-1.8%	0.7%	10.0%	7.3%	5.9%	-0.5%	2.9%	-3.4%	1.1%	-0.3%	--	4.8%	16.2%	9.0%	3.4%

## BY AUTONOMOUS COMMUNITY

### Monthly

	Canary Islands	Andalusia	Aragon	Asturias	Canary Islands	Cantabria	C y Leon	C La Mancha	Catalonia	Canarian Region	Extremadura	Galicia	Madrid	Murcia	Navarre	Basque Country	La Rioja	SPAIN
Apr-25	1,324,679	1,398,377	66,590	0	1,354,546	30,216	121,532	24,032	1,751,609	1,118,077	0	171,965	850,775	120,536	49,106	184,358	0	8,603,695
Apr-26	1,214,347	1,495,335	67,902	22,243	1,372,978	31,394	0	20,675	1,886,599	1,292,672	0	154,456	926,833	126,340	51,100	249,714	0	9,054,129
Change	-110,332	96,958	1,312	22,243	18,432	1,178	-121,532	-3,357	134,990	174,595	0	-17,509	76,058	5,804	1,994	65,356	0	450,434
Change, %	-8.3%	6.9%	2.0%	--	1.4%	3.9%	-100.0%	-14.0%	7.7%	15.6%	--	-10.2%	8.9%	4.8%	4.1%	35.5%	--	5.2%

### Year-to-date

	Canary Islands	Andalusia	Aragon	Asturias	Canary Islands	Cantabria	C y Leon	C La Mancha	Catalonia	Canarian Region	Extremadura	Galicia	Madrid	Murcia	Navarre	Basque Country	La Rioja	SPAIN
Jan-Apr25	5,686,669	3,921,783	225,258	38,694	2,163,809	86,467	386,914	43,771	5,342,575	3,244,426	0	474,012	2,927,782	321,594	49,106	523,824	0	25,681,759
Jan-Apr26	5,696,845	4,167,979	167,041	62,383	2,209,523	89,051	261,839	63,537	5,382,923	3,543,956	0	446,823	3,097,500	331,630	51,100	681,789	0	26,561,050
Change	10,176	246,196	-58,217	23,689	45,714	2,584	-125,075	19,766	40,348	299,530	0	-27,189	169,718	10,036	1,994	157,965	0	879,291
Change, %	0.2%	6.3%	-25.8%	61.2%	2.1%	3.0%	-32.3%	45.2%	0.8%	9.2%	--	-5.7%	5.8%	3.1%	4.1%	30.2%	--	3.4%

# Main tourist arrivals in the Canary Islands (ISTAC)

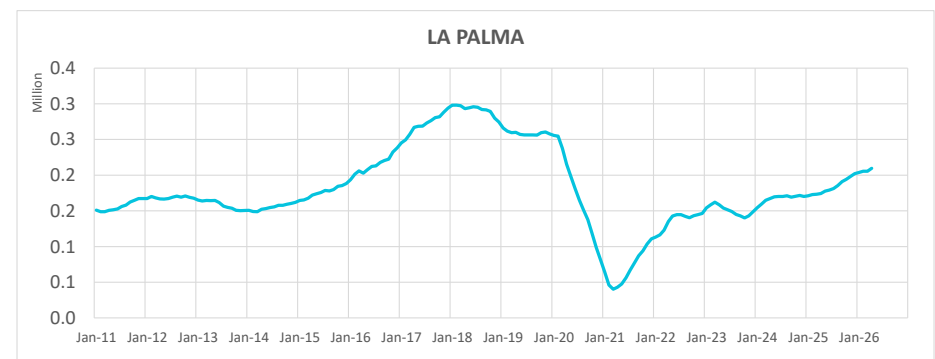
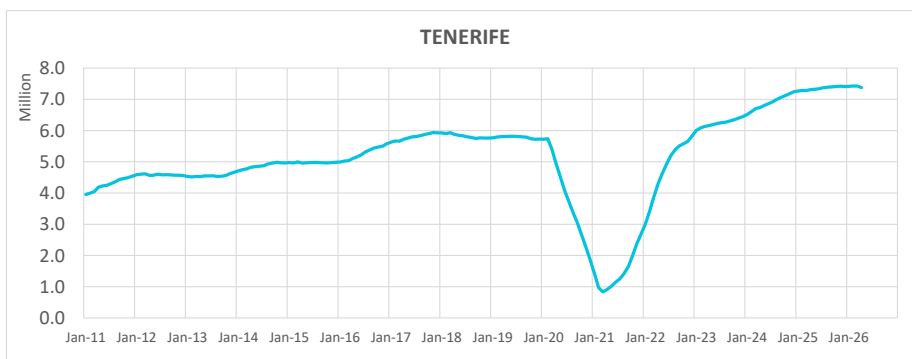
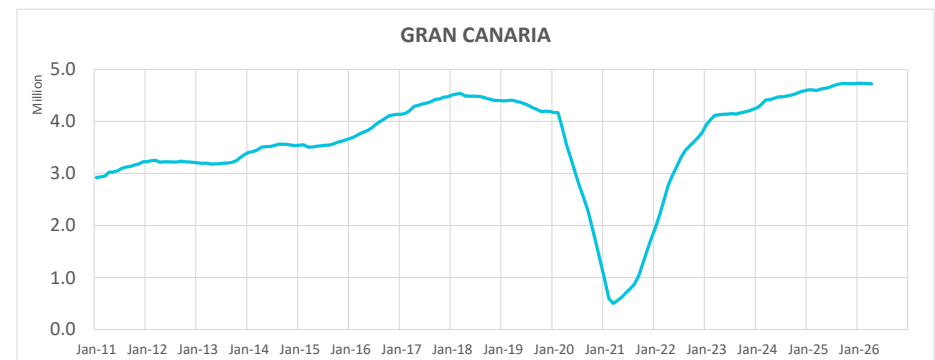
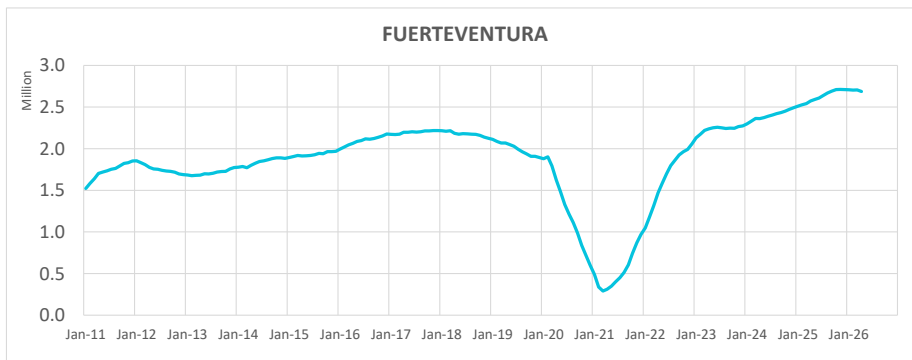
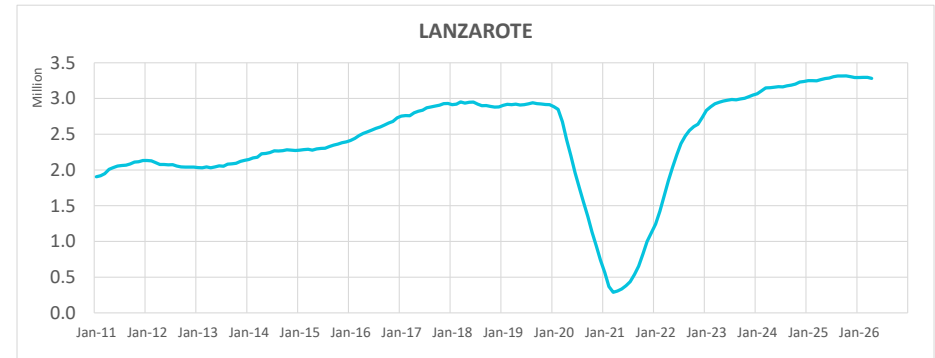
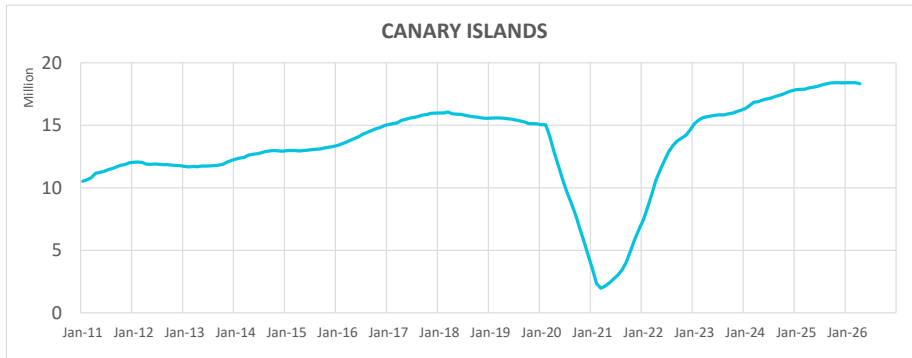
April 2026



Observatorio Turístico de Canarias



## Tourist arrivals in the Canary Islands (12-month moving sum)



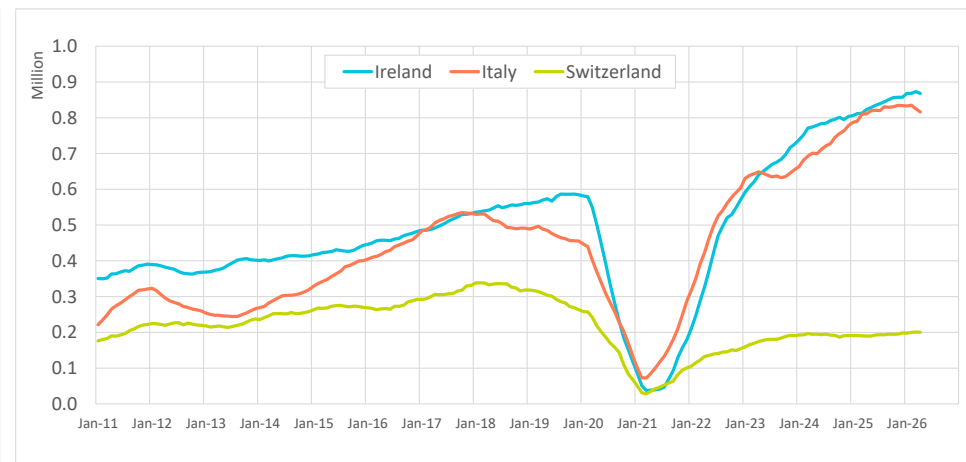
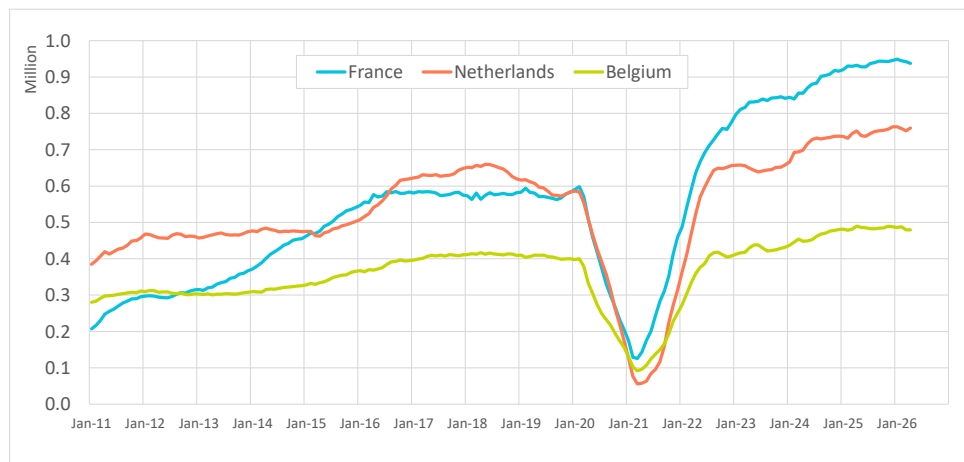
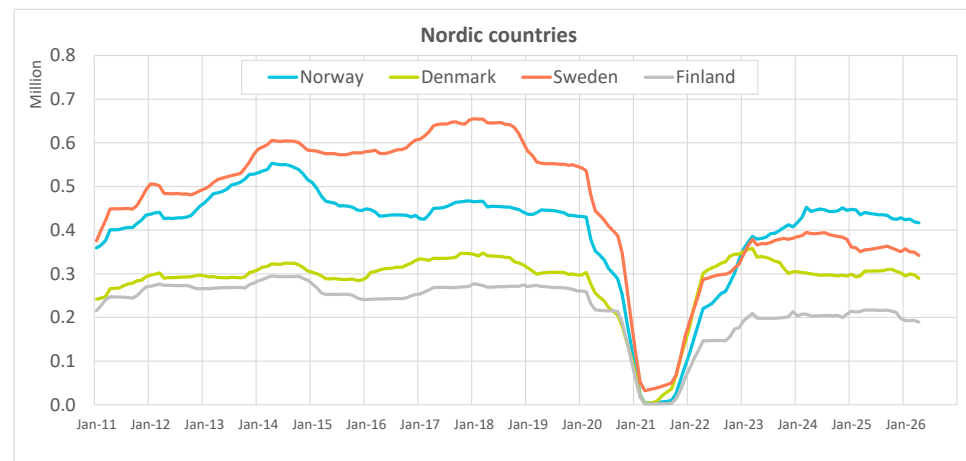
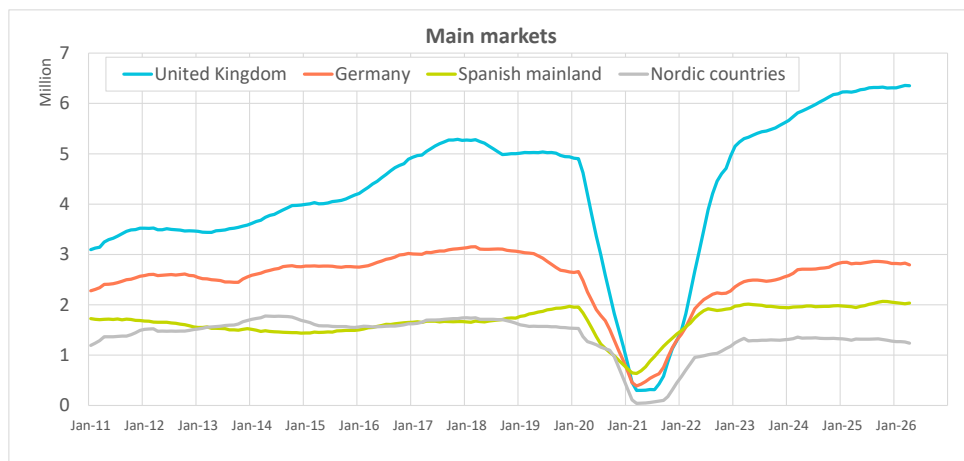
Source: Frontur (ISTAC).

Note: on the result of the estimated Canary Islands total arrivals, tourists from La Gomera and El Hierro are included. Only main tourists are taken into account in each island.

# Main tourist arrivals in the Canary Islands (ISTAC)

April 2026

## Tourist arrivals in the Canary Islands (12-month moving sum)



# Tourist arrivals in the Canary Islands (ISTAC)

April 2026



Observatorio Turístico  
de Canarias



Gobierno  
de Canarias  
islas iguales

## Number of tourists by holiday package booking and country of residence

April 2026

	Book	Do not book	TOTAL	% Book	% Do not book
<b>International</b>	658,069	592,878	1,250,948	52.6%	47.4%
- Germany	149,789	75,737	225,526	66.4%	33.6%
- Netherlands	44,881	24,758	69,639	64.4%	35.6%
- Ireland	18,647	49,219	67,866	27.5%	72.5%
- Nordics	40,816	24,778	65,594	62.2%	37.8%
- United Kingdom	287,150	219,217	506,367	56.7%	43.3%
- Switzerland	7,829	11,304	19,133	40.9%	59.1%
- Others	108,957	187,865	296,823	36.7%	63.3%
<b>Spanish Mainland</b>	37,665	124,369	162,034	23.2%	76.8%
<b>TOTAL</b>	695,734	717,247	1,412,982	49.2%	50.8%

January - April 2026

	Book	Do not book	TOTAL	% Book	% Do not book
<b>International</b>	--	--	--	--	--
- Germany	--	--	--	--	--
- Netherlands	--	--	--	--	--
- Ireland	--	--	--	--	--
- Nordics	--	--	--	--	--
- United Kingdom	--	--	--	--	--
- Switzerland	--	--	--	--	--
- Others	--	--	--	--	--
<b>Spanish Mainland</b>	--	--	--	--	--
<b>TOTAL</b>	--	--	--	--	--

## Share of tourists by accommodation type and country of residence

April 2026

	Hotels and similar	Apartments	Property	Cruise	House of friend or relative	Others
<b>International</b>	63.8%	19.4%	2.9%	3.2%	2.9%	8.0%
- Germany	65.7%	10.5%	3.4%	10.1%	3.3%	7.1%
- Netherlands	67.2%	24.5%	1.8%	0.7%	1.6%	4.2%
- Ireland	54.0%	32.5%	2.1%	0.1%	1.5%	9.9%
- Nordics	67.7%	20.1%	5.0%	0.3%	3.3%	3.7%
- United Kingdom	63.0%	22.9%	2.4%	2.5%	1.3%	8.0%
- Switzerland	63.7%	20.1%	2.3%	6.6%	2.8%	4.7%
- Others	64.2%	15.7%	3.3%	0.8%	5.8%	10.1%
<b>Spanish Mainland</b>	55.7%	11.3%	3.3%	0.2%	18.8%	10.7%
<b>TOTAL</b>	62.8%	18.4%	2.9%	2.8%	4.7%	8.3%

January - April 2026

	Hotels and similar	Apartments	Property	Cruise	House of friend or relative	Others
<b>International</b>	--	--	--	--	--	--
- Germany	--	--	--	--	--	--
- Netherlands	--	--	--	--	--	--
- Ireland	--	--	--	--	--	--
- Nordics	--	--	--	--	--	--
- United Kingdom	--	--	--	--	--	--
- Switzerland	--	--	--	--	--	--
- Others	--	--	--	--	--	--
<b>Spanish Mainland</b>	--	--	--	--	--	--
<b>TOTAL</b>	--	--	--	--	--	--

Source: Frontur (ISTAC).

Note: on the result of the estimated Canary Islands total arrivals, tourists from La Gomera and El Hierro are included.

# Tourist arrivals in the Canary Islands (ISTAC)

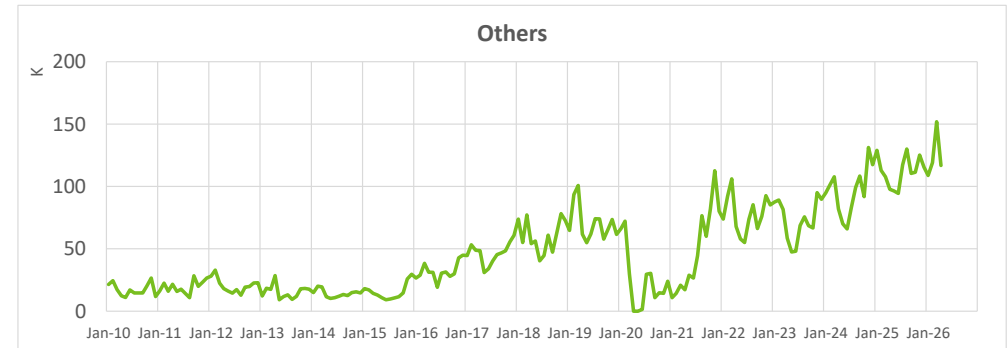
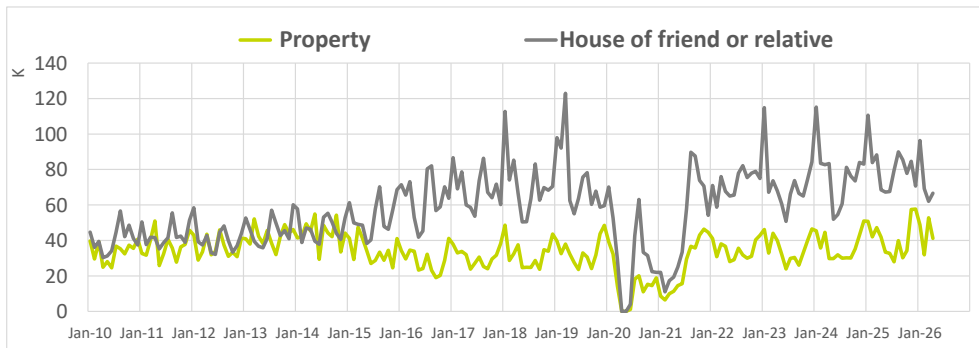
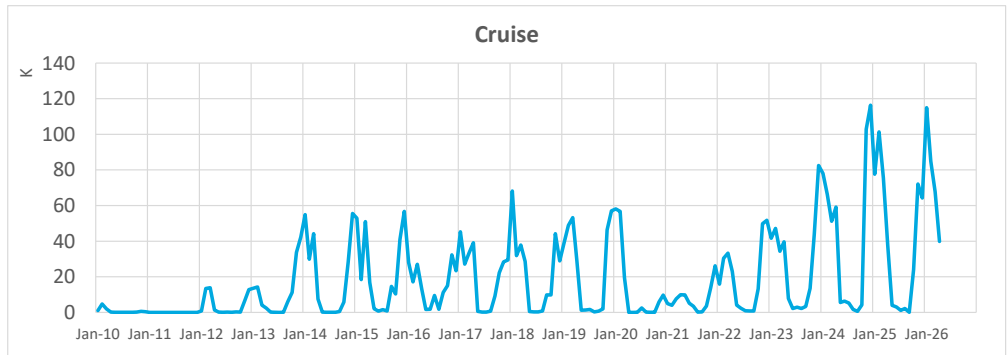
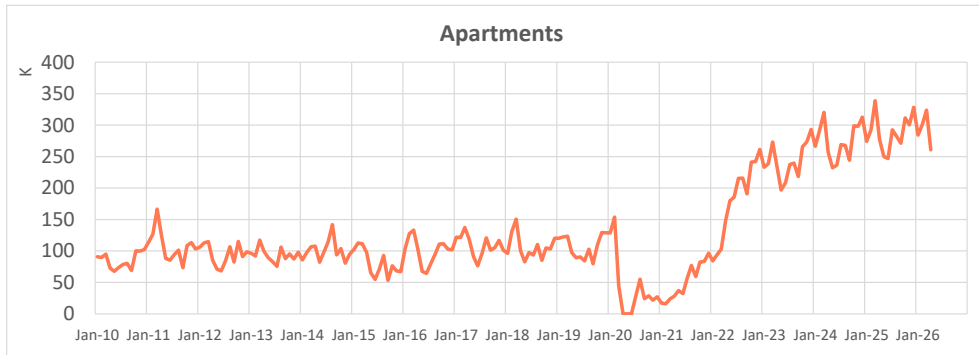
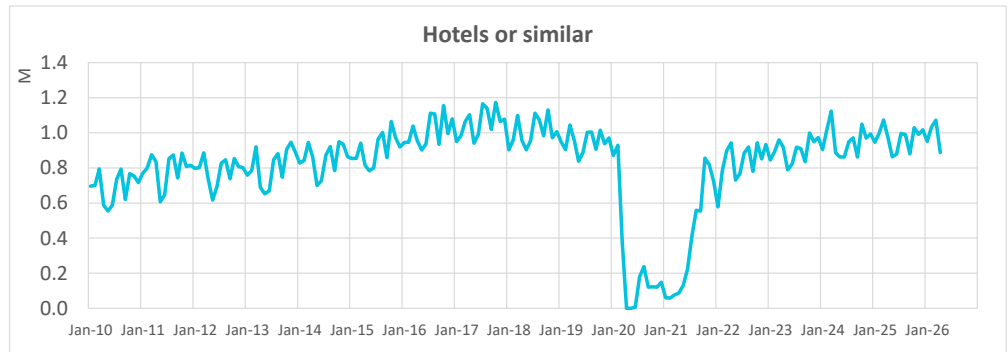
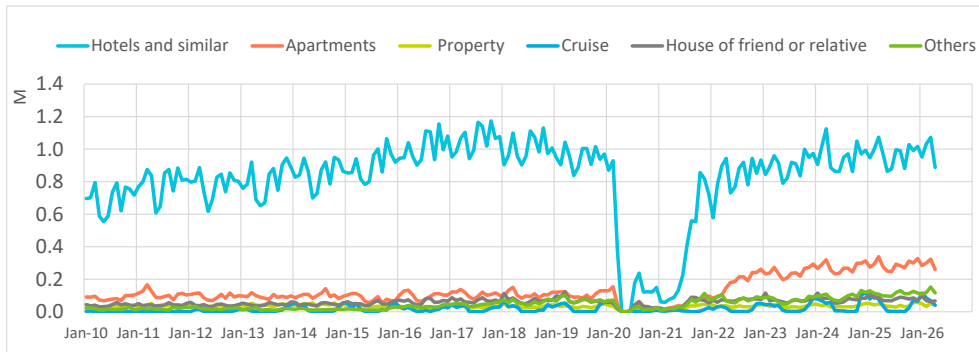
April 2026



Observatorio Turístico de Canarias



## Number of tourists by type of accommodation



# Total tourist arrivals in the Canary Islands (ISTAC)

April 2026



Observatorio Turístico  
de Canarias



Gobierno  
de Canarias  
*Islas iguales*

## Number of tourists by holiday package booking and island of stay

April 2026

	Lanzarote	Fuerteventura	Gran Canaria	Tenerife	La Palma	CANARY ISLANDS	
<b>Book</b>	<b>Total</b>	<b>134,255</b>	<b>126,939</b>	<b>190,586</b>	<b>254,382</b>	<b>7,662</b>	<b>695,734</b>
	- International	126,104	122,426	186,635	233,413	7,430	<b>658,069</b>
	- Spanish Mainland	8,151	4,513	3,951	20,969	232	<b>37,665</b>
<b>Do not book</b>	<b>Total</b>	<b>132,765</b>	<b>83,342</b>	<b>183,519</b>	<b>313,345</b>	<b>14,793</b>	<b>717,247</b>
	- International	116,392	71,506	142,969	261,385	10,327	<b>592,878</b>
	- Spanish Mainland	16,373	11,836	40,550	51,960	4,466	<b>124,369</b>
<b>TOTAL</b>	<b>All markets</b>	<b>267,020</b>	<b>210,282</b>	<b>374,105</b>	<b>567,727</b>	<b>22,454</b>	<b>1,412,982</b>
	- International	242,496	193,932	329,604	494,798	17,757	<b>1,250,948</b>
	- Spanish Mainland	24,524	16,350	44,501	72,929	4,697	<b>162,034</b>
<b>% book package</b>	<b>Total</b>	<b>50.3%</b>	<b>60.4%</b>	<b>50.9%</b>	<b>44.8%</b>	<b>34.1%</b>	<b>49.2%</b>
	- International	52.0%	63.1%	56.6%	47.2%	41.8%	<b>52.6%</b>
	- Spanish Mainland	33.2%	27.6%	8.9%	28.8%	4.9%	<b>23.2%</b>

January - April 2026

	Lanzarote	Fuerteventura	Gran Canaria	Tenerife	La Palma	CANARY ISLANDS	
<b>Book</b>	<b>Total</b>	<b>590,774</b>	<b>603,190</b>	<b>971,055</b>	<b>1,195,726</b>	<b>69,246</b>	<b>3,162,389</b>
	- International	570,854	585,442	954,028	1,112,627	67,405	<b>3,023,047</b>
	- Spanish Mainland	19,920	17,748	17,027	83,099	1,841	<b>139,342</b>
<b>Do not book</b>	<b>Total</b>	<b>614,187</b>	<b>355,425</b>	<b>838,193</b>	<b>1,414,154</b>	<b>66,772</b>	<b>3,223,175</b>
	- International	556,494	316,117	713,771	1,253,731	52,574	<b>2,833,339</b>
	- Spanish Mainland	57,693	39,308	124,422	160,423	14,198	<b>389,836</b>
<b>TOTAL</b>	<b>All markets</b>	<b>1,204,960</b>	<b>958,616</b>	<b>1,809,247</b>	<b>2,609,881</b>	<b>136,017</b>	<b>6,385,565</b>
	- International	1,127,347	901,560	1,667,798	2,366,358	119,979	<b>5,856,387</b>
	- Spanish Mainland	77,613	57,056	141,449	243,523	16,038	<b>529,178</b>
<b>% book package</b>	<b>Total</b>	<b>49.0%</b>	<b>62.9%</b>	<b>53.7%</b>	<b>45.8%</b>	<b>50.9%</b>	<b>49.5%</b>
	- International	50.6%	64.9%	57.2%	47.0%	56.2%	<b>51.6%</b>
	- Spanish Mainland	25.7%	31.1%	12.0%	34.1%	11.5%	<b>26.3%</b>

## Share of tourists by accommodation type and island of stay

April 2026

	Lanzarote	Fuerteventura	Gran Canaria	Tenerife	La Palma	CANARY ISLANDS	
<b>International</b>	Hotels	56.5%	72.9%	65.9%	60.7%	34.0%	<b>63.8%</b>
	Apartments	23.1%	10.9%	19.7%	20.1%	19.1%	<b>19.4%</b>
	Property	3.7%	2.1%	2.6%	2.8%	2.4%	<b>2.9%</b>
	Cruise	1.8%	2.8%	4.9%	5.9%	6.7%	<b>3.2%</b>
	House of friend or relative	0.9%	3.7%	3.9%	2.7%	7.1%	<b>2.9%</b>
	Others	13.9%	7.5%	3.0%	7.9%	30.7%	<b>8.0%</b>
	<b>Spanish Mainland</b>	Hotels	54.8%	63.3%	52.6%	57.4%	41.8%
Apartments		13.7%	8.4%	11.5%	11.6%	3.0%	<b>11.3%</b>
Property		1.0%	4.5%	2.9%	3.7%	6.2%	<b>3.3%</b>
Cruise		0.0%	0.0%	0.4%	0.2%	0.0%	<b>0.2%</b>
House of friend or relative		8.4%	20.4%	26.9%	16.3%	33.4%	<b>18.8%</b>
Others		22.1%	3.4%	5.7%	10.9%	15.6%	<b>10.7%</b>
<b>TOTAL</b>		Hotels	56.4%	72.2%	64.4%	60.3%	35.6%
	Apartments	22.3%	10.7%	18.8%	19.0%	15.8%	<b>18.4%</b>
	Property	3.5%	2.3%	2.6%	2.9%	3.2%	<b>2.9%</b>
	Cruise	1.6%	2.6%	4.3%	5.1%	5.3%	<b>2.8%</b>
	House of friend or relative	1.6%	5.0%	6.6%	4.4%	12.6%	<b>4.7%</b>
	Others	14.7%	7.2%	3.3%	8.3%	27.5%	<b>8.3%</b>

January - April 2026

	Lanzarote	Fuerteventura	Gran Canaria	Tenerife	La Palma	CANARY ISLANDS	
<b>International</b>	Hotels	52.5%	72.4%	60.8%	58.1%	24.4%	<b>62.0%</b>
	Apartments	21.9%	10.9%	20.1%	18.7%	12.4%	<b>19.2%</b>
	Property	3.3%	1.9%	2.1%	3.0%	1.7%	<b>2.8%</b>
	Cruise	7.1%	6.0%	10.2%	9.1%	37.0%	<b>5.2%</b>
	House of friend or relative	1.4%	3.6%	4.0%	3.3%	4.3%	<b>3.3%</b>
	Others	13.9%	5.2%	2.8%	7.9%	20.2%	<b>7.6%</b>
	<b>Spanish Mainland</b>	Hotels	55.3%	68.5%	56.8%	60.4%	48.5%
Apartments		13.0%	6.0%	8.5%	8.7%	4.5%	<b>8.8%</b>
Property		2.1%	3.8%	2.7%	2.2%	2.2%	<b>2.5%</b>
Cruise		0.0%	0.0%	1.0%	1.4%	0.0%	<b>0.9%</b>
House of friend or relative		13.3%	14.0%	25.5%	17.3%	26.4%	<b>18.9%</b>
Others		16.3%	7.6%	5.5%	10.1%	18.3%	<b>9.9%</b>
<b>TOTAL</b>		Hotels	52.7%	72.1%	60.5%	58.3%	27.2%
	Apartments	21.3%	10.7%	19.2%	17.7%	11.4%	<b>18.3%</b>
	Property	3.2%	2.0%	2.2%	2.9%	1.7%	<b>2.7%</b>
	Cruise	6.6%	5.7%	9.5%	8.3%	32.6%	<b>4.8%</b>
	House of friend or relative	2.2%	4.2%	5.7%	4.6%	6.9%	<b>4.6%</b>
	Others	14.0%	5.4%	3.0%	8.1%	20.0%	<b>7.8%</b>

Source: Frontur (ISTAC).

Note: in the islands are included tourists who have chosen the island as the main destination of their trip or as a secondary destination.