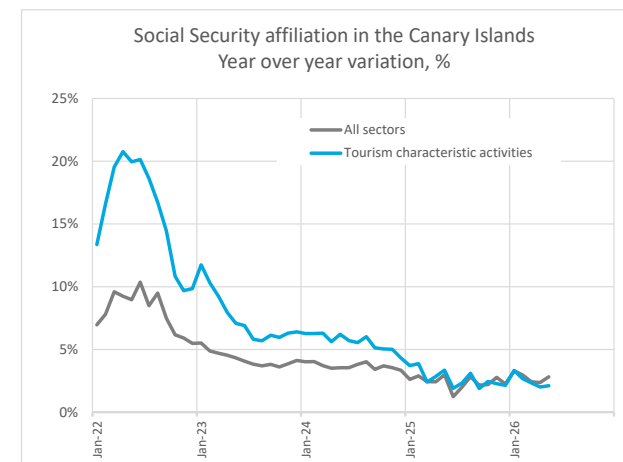
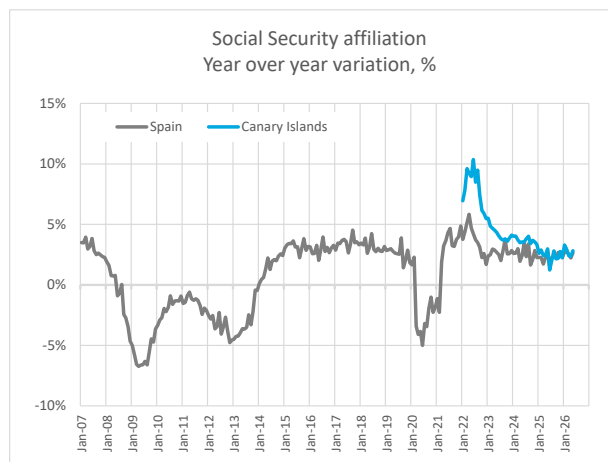


Employment data: Social Security affiliation and unemployment Canary Islands (May 2026)



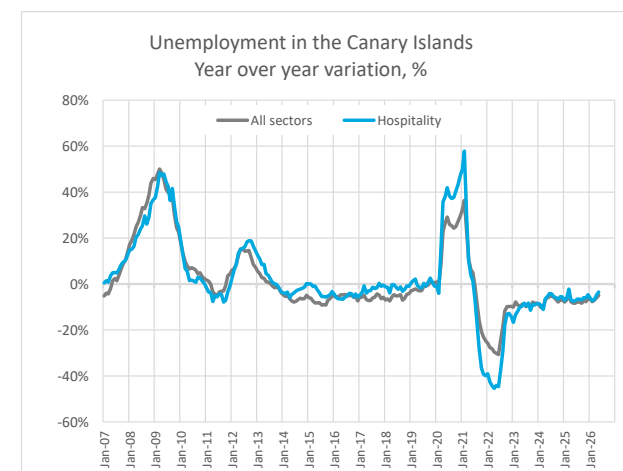
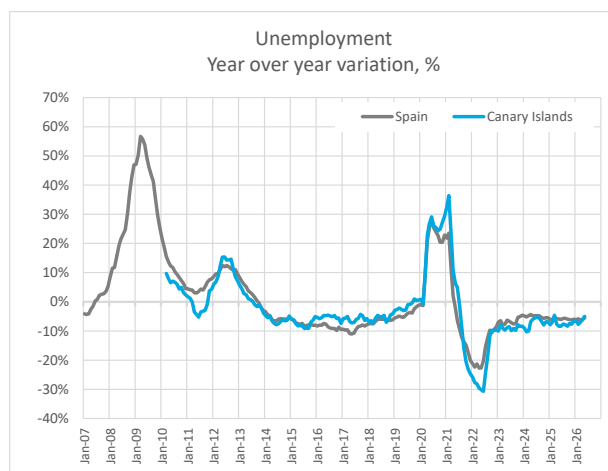
Social Security affiliation

	Spain: All sectors	Canary Islands: All sectors	Canary Islands: tourism characteristic activities
Apr-25	21,554,136	932,040	228,395
May-25	21,797,994	938,280	229,330
Apr-26	22,035,687	953,960	232,960
May-26	22,376,159	964,745	234,160
Month over month variation	340,472	10,785	1,200
Month over month variation (%)	1.5%	1.1%	0.5%
Year over year variation	578,165	26,465	4,830
Year over year variation (%)	2.7%	2.8%	2.1%



Unemployment

	Spain: All sectors	Canary Islands: All sectors	Canary Islands: hospitality and travel agencies
Apr-25	2,512,718	154,644	23,760
May-25	2,454,883	152,171	23,720
Apr-26	2,357,044	145,361	22,585
May-26	2,320,721	144,598	22,841
Month over month variation	-36,323	-763	256
Month over month variation (%)	-1.5%	-0.5%	1.1%
Year over year variation	-134,162	-7,573	-879
Year over year variation (%)	-5.5%	-5.0%	-3.7%



Note: As of 2026, the data correspond to CNAE-25. Source: [Spain](#) = Ministerio de Empleo y Seguridad Social. [Canary Islands](#) = ISTAC / OBECAN