


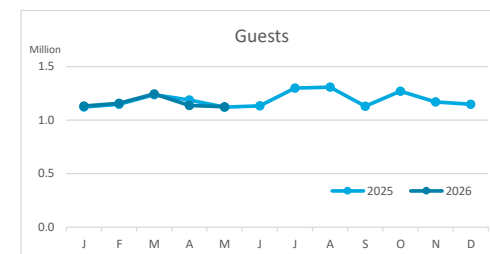
Main tourist accommodation indicators

CANARY ISLANDS (January - May 2026)



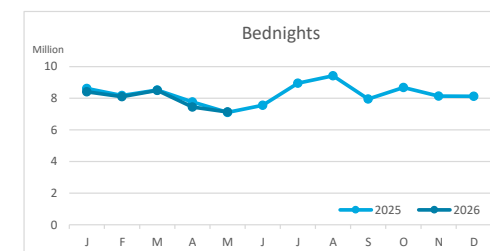
GUESTS BY ACCOMMODATION TYPE (*)

| | TOTAL | | | | Breakdown by accommodation type | | | | | | | |
|-----------|-----------|----------------|----------------|------------------|---------------------------------|----------------|----------------|------------------|----------------|---------------|----------------|------------------|
| | | | | | Hotels | | | | Apartments | | | |
| | Abroad | Mainland | Canary Islands | Total | Abroad | Mainland | Canary Islands | Total | Abroad | Mainland | Canary Islands | Total |
| Jan-May25 | 4,888,257 | 528,403 | 399,528 | 5,816,188 | 3,764,186 | 452,167 | 302,394 | 4,518,747 | 1,124,071 | 76,236 | 97,134 | 1,297,441 |
| Jan-May26 | 4,888,519 | 504,706 | 402,534 | 5,795,759 | 3,776,389 | 434,774 | 304,693 | 4,515,856 | 1,112,130 | 69,932 | 97,841 | 1,279,903 |
| Change | 262 | -23,697 | 3,006 | -20,429 | 12,203 | -17,393 | 2,299 | -2,891 | -11,941 | -6,304 | 707 | -17,538 |
| Change, % | 0.0% | -4.5% | 0.8% | -0.4% | 0.3% | -3.8% | 0.8% | -0.1% | -1.1% | -8.3% | 0.7% | -1.4% |



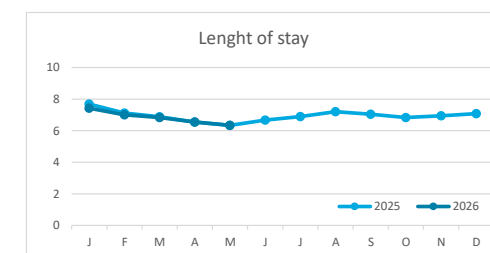
BEDNIGHTS

| | TOTAL | | | | Breakdown by accommodation type | | | | | | | |
|-----------|-----------------|----------------|----------------|-------------------|---------------------------------|---------------|----------------|-------------------|-----------------|----------------|----------------|-------------------|
| | | | | | Hotels | | | | Apartments | | | |
| | Abroad | Mainland | Canary Islands | Total | Abroad | Mainland | Canary Islands | Total | Abroad | Mainland | Canary Islands | Total |
| Jan-May25 | 36,599,023 | 2,364,463 | 1,229,976 | 40,193,462 | 26,950,490 | 1,971,152 | 832,881 | 29,754,523 | 9,648,533 | 393,311 | 397,095 | 10,438,939 |
| Jan-May26 | 36,090,454 | 2,311,310 | 1,183,161 | 39,584,925 | 26,713,366 | 1,963,561 | 825,736 | 29,502,663 | 9,377,088 | 347,749 | 357,425 | 10,082,262 |
| Change | -508,569 | -53,153 | -46,815 | -608,537 | -237,124 | -7,591 | -7,145 | -251,860 | -271,445 | -45,562 | -39,670 | -356,677 |
| Change, % | -1.4% | -2.2% | -3.8% | -1.5% | -0.9% | -0.4% | -0.9% | -0.8% | -2.8% | -11.6% | -10.0% | -3.4% |

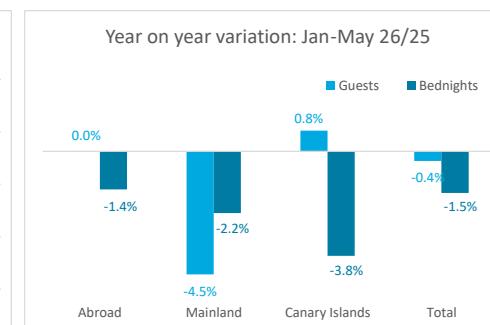
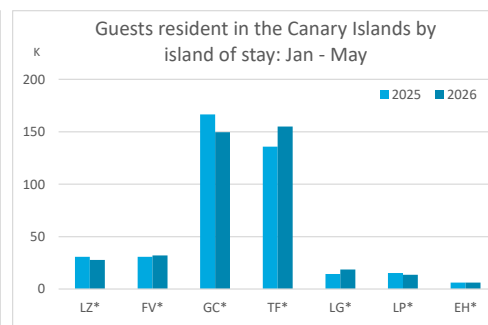
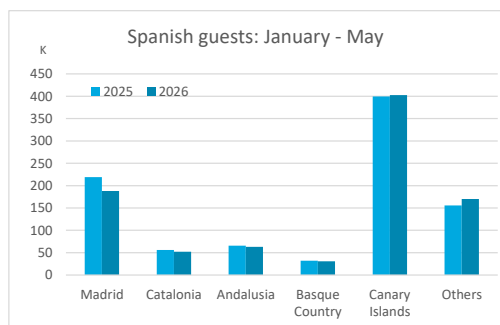
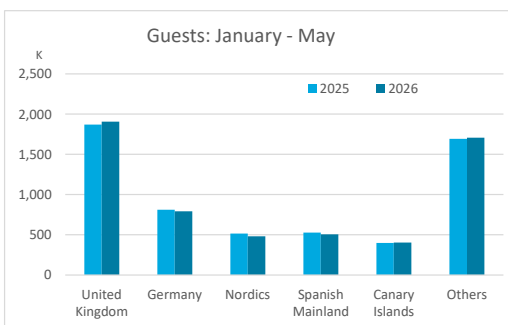


LENGHT OF STAY

| | TOTAL | | | | Breakdown by accommodation type | | | | | | | |
|-----------|-------------|----------|----------------|-------------|---------------------------------|----------|----------------|-------------|-------------|-------------|----------------|-------------|
| | | | | | Hotels | | | | Apartments | | | |
| | Abroad | Mainland | Canary Islands | Total | Abroad | Mainland | Canary Islands | Total | Abroad | Mainland | Canary Islands | Total |
| Jan-May25 | 7.5 | 4.5 | 3.1 | 6.9 | 7.2 | 4.4 | 2.8 | 6.6 | 8.6 | 5.2 | 4.1 | 8.0 |
| Jan-May26 | 7.4 | 4.6 | 2.9 | 6.8 | 7.1 | 4.5 | 2.7 | 6.5 | 8.4 | 5.0 | 3.7 | 7.9 |
| Change | -0.1 | 0.1 | -0.1 | -0.1 | -0.1 | 0.2 | 0.0 | -0.1 | -0.2 | -0.2 | -0.4 | -0.2 |



GUESTS AND BEDNIGHTS BY PLACE OF RESIDENCE



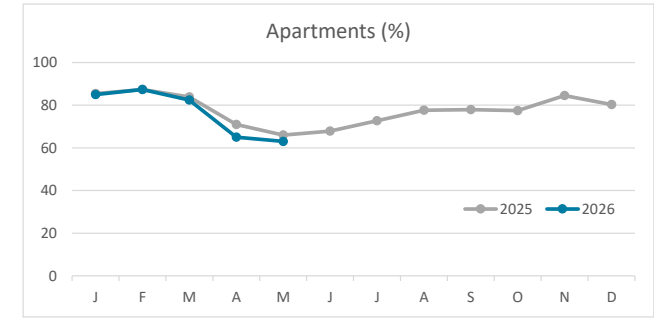
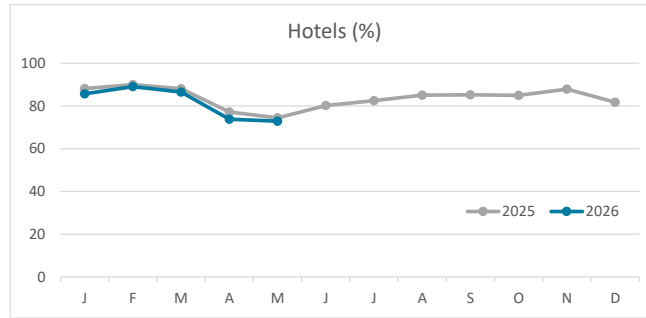
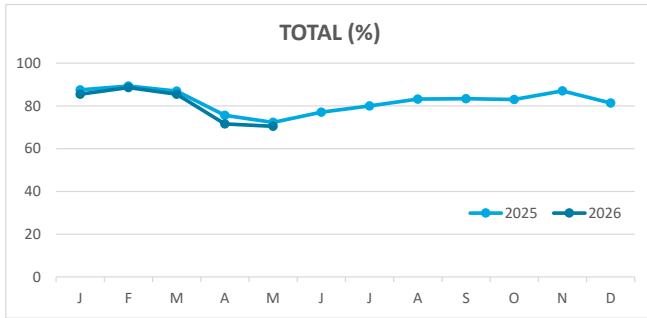
Note: LZ* (Lanzarote), FV* (Fuerteventura), GC* (Gran Canaria), TF* (Tenerife), LG* (La Gomera), LP* (La Palma) and EH* (El Hierro).

Main tourist accommodation indicators

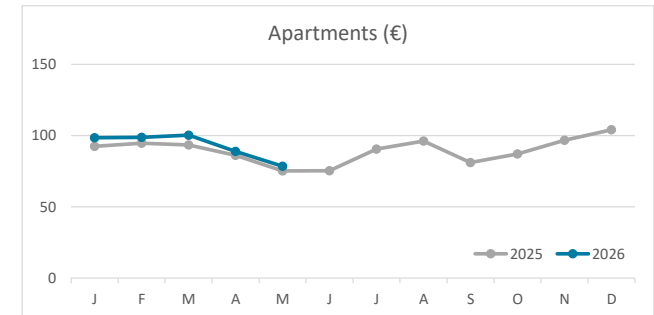
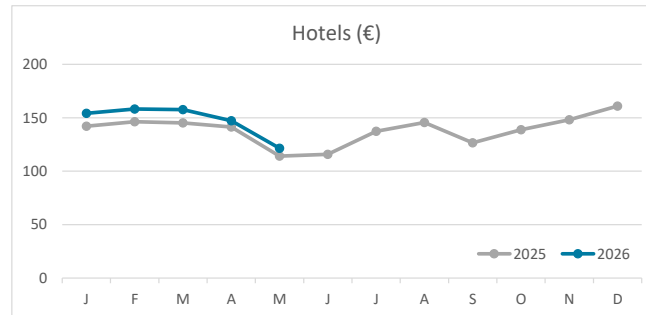
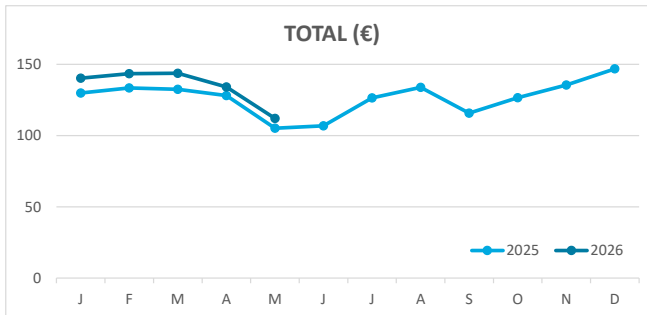
CANARY ISLANDS (January - May 2026)



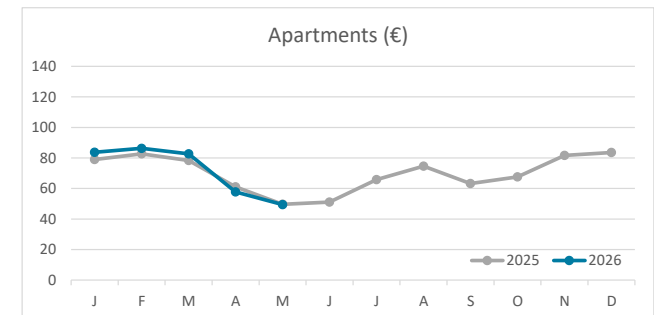
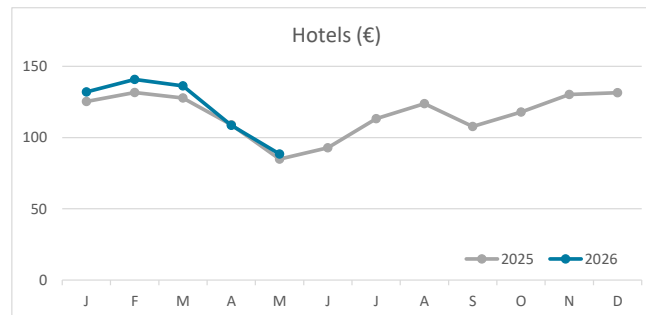
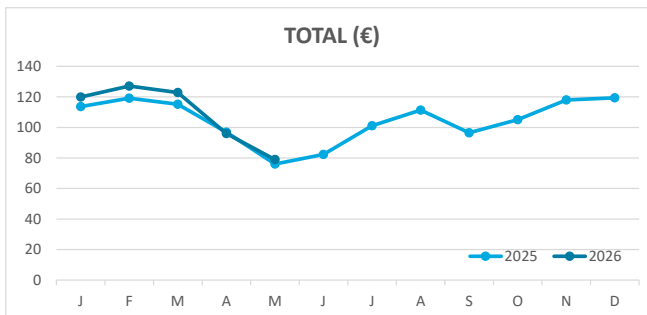
OCCUPANCY RATE PER ROOM / APARTMENT



ADR (Average Daily Rate)



REVPAR (Revenue Per Available Room)



Note: "Guests indicator" refers to number of guests checking in as new arrivals.
 Source: Encuestas de Alojamiento Turístico (ISTAC)

Total guests in tourist accommodation

May 2026



CANARY ISLANDS

| | UK | Germany | Netherlands | Sweden | Denmark | Finland | Norway | Ireland | Belgium | Italy | Austria | France | Switzerland | Czech Republic | Poland | Hungary | Romania | Portugal | Luxembourg | Others | International | Mainland | Canary Islands | Spain | TOTAL |
|-----------|---------|---------|-------------|--------|---------|---------|--------|---------|---------|--------|---------|--------|-------------|----------------|--------|---------|---------|----------|------------|--------|---------------|----------|----------------|---------|-----------|
| 2025 | 402,842 | 120,115 | 39,642 | 5,286 | 7,060 | 461 | 4,865 | 52,831 | 21,389 | 29,352 | 4,217 | 47,899 | 10,078 | 6,214 | 24,618 | 3,319 | 5,777 | 5,336 | 1,152 | 50,680 | 843,133 | 141,567 | 136,327 | 277,894 | 1,121,027 |
| 2026 | 401,429 | 126,509 | 41,892 | 4,566 | 7,796 | 422 | 5,357 | 58,967 | 22,504 | 28,618 | 4,782 | 48,206 | 10,114 | 5,718 | 25,791 | 2,863 | 6,696 | 5,936 | 1,384 | 49,391 | 858,941 | 130,291 | 135,654 | 265,945 | 1,124,886 |
| Change | -1,413 | 6,394 | 2,250 | -720 | 736 | -39 | 492 | 6,136 | 1,115 | -734 | 565 | 307 | 36 | -496 | 1,173 | -456 | 919 | 600 | 232 | -1,289 | 15,808 | -11,276 | -673 | -11,949 | 3,859 |
| Change, % | -0.4% | 5.3% | 5.7% | -13.6% | 10.4% | -8.5% | 10.1% | 11.6% | 5.2% | -2.5% | 13.4% | 0.6% | 0.4% | -8.0% | 4.8% | -13.7% | 15.9% | 11.2% | 20.1% | -2.5% | 1.9% | -8.0% | -0.5% | -4.3% | 0.3% |

LANZAROTE

| | UK | Germany | Netherlands | Sweden | Denmark | Finland | Norway | Ireland | Belgium | Italy | Austria | France | Switzerland | Czech Republic | Poland | Hungary | Romania | Portugal | Luxembourg | Others | International | Mainland | Canary Islands | Spain | TOTAL |
|-----------|--------|---------|-------------|--------|---------|---------|--------|---------|---------|-------|---------|--------|-------------|----------------|--------|---------|---------|----------|------------|--------|---------------|----------|----------------|--------|---------|
| 2025 | 91,899 | 10,235 | 3,941 | 45 | 1,884 | 34 | 37 | 22,827 | 2,333 | 2,612 | 184 | 11,872 | 1,027 | 887 | 2,609 | 304 | 622 | 439 | 152 | 3,956 | 157,899 | 19,182 | 8,446 | 27,628 | 185,527 |
| 2026 | 99,536 | 11,916 | 3,935 | 41 | 2,105 | 30 | 59 | 25,733 | 2,400 | 3,584 | 332 | 11,489 | 1,209 | 594 | 2,727 | 144 | 765 | 508 | 167 | 4,942 | 172,216 | 19,512 | 7,644 | 27,156 | 199,372 |
| Change | 7,637 | 1,681 | -6 | -4 | 221 | -4 | 22 | 2,906 | 67 | 972 | 148 | -383 | 182 | -293 | 118 | -160 | 143 | 69 | 15 | 986 | 14,317 | 330 | -802 | -472 | 13,845 |
| Change, % | 8.3% | 16.4% | -0.2% | -8.9% | 11.7% | -11.8% | 59.5% | 12.7% | 2.9% | 37.2% | 80.4% | -3.2% | 17.7% | -33.0% | 4.5% | -52.6% | 23.0% | 15.7% | 9.9% | 24.9% | 9.1% | 1.7% | -9.5% | -1.7% | 7.5% |

FUERTEVENTURA

| | UK | Germany | Netherlands | Sweden | Denmark | Finland | Norway | Ireland | Belgium | Italy | Austria | France | Switzerland | Czech Republic | Poland | Hungary | Romania | Portugal | Luxembourg | Others | International | Mainland | Canary Islands | Spain | TOTAL |
|-----------|--------|---------|-------------|--------|---------|---------|--------|---------|---------|-------|---------|--------|-------------|----------------|--------|---------|---------|----------|------------|--------|---------------|----------|----------------|--------|---------|
| 2025 | 47,185 | 41,992 | 3,380 | 556 | 1,004 | 40 | 28 | 3,636 | 1,328 | 6,252 | 596 | 7,830 | 1,608 | 1,985 | 6,678 | 196 | 767 | 424 | 194 | 5,925 | 131,604 | 15,695 | 11,773 | 24,468 | 156,072 |
| 2026 | 47,074 | 43,409 | 3,644 | 615 | 1,004 | 9 | 20 | 3,362 | 1,513 | 6,260 | 798 | 6,788 | 1,590 | 1,733 | 6,301 | 240 | 811 | 508 | 218 | 5,845 | 131,742 | 12,220 | 11,119 | 23,339 | 155,081 |
| Change | -111 | 1,417 | 264 | 59 | 0 | -31 | -8 | -274 | 185 | 8 | 202 | -1,042 | -18 | -252 | -377 | 44 | 44 | 84 | 24 | -80 | 138 | -3,475 | 2,346 | -1,129 | -991 |
| Change, % | -0.2% | 3.4% | 7.8% | 10.6% | 0.0% | -77.5% | -28.6% | -7.5% | 13.9% | 0.1% | 33.9% | -13.3% | -1.1% | -12.7% | -5.6% | 22.4% | 5.7% | 19.8% | 12.4% | -1.4% | 0.1% | -22.1% | 26.7% | -4.6% | -0.6% |

GRAN CANARIA

| | UK | Germany | Netherlands | Sweden | Denmark | Finland | Norway | Ireland | Belgium | Italy | Austria | France | Switzerland | Czech Republic | Poland | Hungary | Romania | Portugal | Luxembourg | Others | International | Mainland | Canary Islands | Spain | TOTAL |
|-----------|--------|---------|-------------|--------|---------|---------|--------|---------|---------|--------|---------|--------|-------------|----------------|--------|---------|---------|----------|------------|--------|---------------|----------|----------------|---------|---------|
| 2025 | 76,477 | 37,458 | 20,889 | 4,060 | 2,774 | 212 | 4,419 | 7,124 | 7,052 | 6,832 | 1,671 | 8,892 | 3,873 | 1,057 | 5,536 | 862 | 1,210 | 2,330 | 418 | 11,451 | 204,597 | 63,611 | 64,916 | 103,527 | 308,124 |
| 2026 | 75,294 | 40,024 | 22,226 | 3,491 | 3,737 | 132 | 4,584 | 8,848 | 7,475 | 5,772 | 1,678 | 10,373 | 3,880 | 1,347 | 6,016 | 707 | 1,886 | 2,622 | 517 | 11,663 | 212,272 | 33,417 | 53,074 | 86,491 | 298,763 |
| Change | -1,183 | 2,566 | 1,337 | -569 | 963 | -80 | 165 | 1,724 | 423 | -1,060 | 7 | 1,481 | 7 | 290 | 480 | -155 | 676 | 292 | 99 | 212 | 7,675 | -5,194 | -11,842 | -17,036 | -9,361 |
| Change, % | -1.5% | 6.9% | 6.4% | -14.0% | 34.7% | -37.7% | 3.7% | 24.2% | 6.0% | -15.5% | 0.4% | 16.7% | 0.2% | 27.4% | 8.7% | -18.0% | 55.9% | 12.5% | 23.7% | 1.9% | 3.8% | -13.5% | -18.2% | -16.5% | -3.0% |

TENERIFE

| | UK | Germany | Netherlands | Sweden | Denmark | Finland | Norway | Ireland | Belgium | Italy | Austria | France | Switzerland | Czech Republic | Poland | Hungary | Romania | Portugal | Luxembourg | Others | International | Mainland | Canary Islands | Spain | TOTAL |
|-----------|---------|---------|-------------|--------|---------|---------|--------|---------|---------|--------|---------|--------|-------------|----------------|--------|---------|---------|----------|------------|--------|---------------|----------|----------------|---------|---------|
| 2025 | 185,138 | 26,741 | 10,823 | 607 | 1,357 | 169 | 359 | 19,119 | 10,363 | 13,418 | 1,541 | 18,696 | 3,226 | 2,196 | 9,660 | 1,929 | 3,129 | 2,098 | 384 | 28,439 | 339,392 | 63,258 | 42,733 | 105,991 | 445,383 |
| 2026 | 176,519 | 26,437 | 11,414 | 395 | 922 | 242 | 671 | 20,935 | 10,777 | 12,547 | 1,735 | 18,924 | 3,124 | 1,962 | 9,818 | 1,750 | 3,164 | 2,237 | 463 | 26,008 | 330,044 | 58,730 | 51,408 | 110,138 | 440,182 |
| Change | -8,619 | -304 | 591 | -212 | -435 | 73 | 312 | 1,816 | 414 | -871 | 194 | 228 | -102 | -234 | 158 | -179 | 35 | 139 | 79 | -2,431 | -9,348 | -4,528 | 8,675 | 4,147 | -5,201 |
| Change, % | -4.7% | -1.1% | 5.5% | -34.9% | -32.1% | 43.2% | 86.9% | 9.5% | 4.0% | -6.5% | 12.6% | 1.2% | -3.2% | -10.7% | 1.6% | -9.3% | 1.1% | 6.6% | 20.6% | -8.5% | -2.8% | -7.2% | 20.3% | 3.9% | -1.2% |

LA PALMA

| | UK | Germany | Netherlands | Sweden | Denmark | Finland | Norway | Ireland | Belgium | Italy | Austria | France | Switzerland | Czech Republic | Poland | Hungary | Romania | Portugal | Luxembourg | Others | International | Mainland | Canary Islands | Spain | TOTAL |
|-----------|-------|---------|-------------|--------|---------|---------|--------|---------|---------|-------|---------|--------|-------------|----------------|--------|---------|---------|----------|------------|--------|---------------|----------|----------------|--------|--------|
| 2025 | 1,454 | 1,511 | 462 | 8 | 20 | 5 | 15 | 76 | 87 | 151 | 74 | 356 | 182 | 36 | 92 | 24 | 37 | 39 | 0 | 648 | 5,277 | 4,088 | 4,348 | 8,436 | 13,713 |
| 2026 | 2,087 | 2,470 | 503 | 12 | 3 | 1 | 9 | 28 | 98 | 238 | 82 | 348 | 133 | 33 | 871 | 6 | 61 | 44 | 9 | 666 | 7,702 | 5,568 | 5,741 | 11,309 | 19,011 |
| Change | 633 | 959 | 41 | 4 | -17 | -4 | -6 | -48 | 11 | 87 | 8 | -8 | -49 | -3 | 779 | -18 | 24 | 5 | 9 | 18 | 2,425 | 1,480 | 1,393 | 2,873 | 5,298 |
| Change, % | 43.5% | 63.5% | 8.9% | 50.0% | -85.0% | -80.0% | -40.0% | -63.2% | 12.6% | 57.6% | 10.8% | -2.2% | -26.9% | -8.3% | 846.7% | -75.0% | 64.9% | 12.8% | -- | 2.8% | 46.0% | 36.2% | 32.0% | 34.1% | 38.6% |

LA GOMERA

| | UK | Germany | Netherlands | Sweden | Denmark | Finland | Norway | Ireland | Belgium | Italy | Austria | France | Switzerland | Czech Republic | Poland | Hungary | Romania | Portugal | Luxembourg | Others | International | Mainland | Canary Islands | Spain | TOTAL |
|-----------|-------|---------|-------------|--------|---------|---------|--------|---------|---------|--------|---------|--------|-------------|----------------|--------|---------|---------|----------|------------|--------|---------------|----------|----------------|-------|--------|
| 2025 | 678 | 2,082 | 142 | 10 | 18 | 1 | 7 | 45 | 200 | 80 | 147 | 233 | 140 | 53 | 41 | 4 | 10 | 6 | 4 | 243 | 4,144 | 416 | 5,661 | 6,077 | 10,221 |
| 2026 | 899 | 2,172 | 166 | 12 | 25 | 8 | 6 | 60 | 229 | 202 | 156 | 247 | 160 | 42 | 53 | 14 | 9 | 13 | 10 | 228 | 4,711 | 608 | 5,258 | 5,866 | 10,577 |
| Change | 221 | 90 | 24 | 2 | 7 | 7 | -1 | 15 | 29 | 122 | 9 | 14 | 20 | -11 | 12 | 10 | -1 | 7 | 6 | -15 | 567 | 192 | -403 | -211 | 356 |
| Change, % | 32.6% | 4.3% | 16.9% | 20.0% | 38.9% | 700.0% | -14.3% | 33.3% | 14.5% | 152.5% | 6.1% | 6.0% | 14.3% | -20.8% | 29.3% | 250.0% | -10.0% | 116.7% | 150.0% | -6.2% | 13.7% | 46.2% | -7.1% | -3.5% | 3.5% |

EL HIERRO

| | UK | Germany | Netherlands | Sweden | Denmark | Finland | Norway | Ireland | Belgium | Italy | Austria | France | Switzerland | Czech Republic | Poland | Hungary | Romania | Portugal | Luxembourg | Others | International | Mainland | Canary Islands | Spain | TOTAL |
|--------|-------|---------|-------------|--------|---------|---------|--------|---------|---------|--------|---------|--------|-------------|----------------|--------|---------|---------|----------|------------|--------|---------------|----------|----------------|-------|-------|
| 2025 | 11 | 96 | 5 | 0 | 3 | 0 | 0 | 4 | 26 | 7 | 4 | 20 | 22 | 0 | 2 | 0 | 2 | 0 | 0 | 18 | 220 | 317 | 1,450 | 1,767 | 1,987 |
| 2026 | 20 | 81 | 4 | 0 | 0 | 0 | 8 | 1 | 12 | 15 | 1 | 37 | 18 | 7 | 5 | 2 | 0 | 4 | 0 | 39 | 254 | 236 | 1,410 | 1,646 | 1,900 |
| Dif. | 9 | -15 | -1 | 0 | -3 | 0 | 8 | -3 | -14 | 8 | -3 | 17 | -4 | 7 | 3 | 2 | -2 | 4 | 0 | 21 | 34 | -81 | -40 | -121 | -87 |
| Dif. % | 81.8% | -15.6% | -20.0% | -- | -100.0% | -- | -- | -75.0% | -53.8% | 114.3% | -75.0% | 85.0% | -18.2% | -- | 150.0% | -- | -100.0% | -- | -- | 116.7% | 15.5% | -25.6% | -2.8% | -6.8% | -4.4% |

Guests by hotels

May 2026



CANARY ISLANDS

| | UK | Germany | Netherlands | Sweden | Denmark | Finland | Norway | Ireland | Belgium | Italy | Austria | France | Switzerland | Czech Republic | Poland | Hungary | Romania | Portugal | Luxembourg | Others | international | Mainland | Canary Islands | Spain | TOTAL |
|-----------|---------|---------|-------------|--------|---------|---------|--------|---------|---------|--------|---------|--------|-------------|----------------|--------|---------|---------|----------|------------|--------|---------------|----------|----------------|---------|---------|
| 2025 | 296,100 | 102,897 | 29,788 | 3,934 | 5,895 | 294 | 3,343 | 32,975 | 19,271 | 21,675 | 3,600 | 40,447 | 8,380 | 4,745 | 20,997 | 2,446 | 4,503 | 4,498 | 1,089 | 41,642 | 648,876 | 116,600 | 101,041 | 217,641 | 866,517 |
| 2026 | 298,692 | 110,731 | 31,212 | 3,462 | 6,722 | 306 | 4,185 | 38,087 | 20,512 | 21,279 | 4,183 | 40,443 | 8,537 | 4,745 | 22,707 | 2,177 | 5,485 | 5,098 | 1,311 | 41,306 | 671,180 | 108,989 | 100,345 | 209,334 | 880,514 |
| Change | 2,592 | 7,834 | 1,424 | -472 | 827 | 12 | 842 | 5,112 | 1,241 | -396 | 583 | -4 | 157 | -357 | 1,710 | -269 | 982 | 600 | 222 | -336 | 22,304 | -7,611 | -696 | -8,307 | 13,997 |
| Change, % | 0.9% | 7.6% | 4.8% | -12.0% | 14.0% | 4.1% | 25.2% | 15.5% | 6.4% | -1.8% | 16.2% | 0.0% | 1.9% | -7.0% | 8.1% | -11.0% | 21.8% | 13.3% | 20.4% | -0.8% | 3.4% | -6.5% | -0.7% | -3.8% | 1.6% |

LANZAROTE

| | UK | Germany | Netherlands | Sweden | Denmark | Finland | Norway | Ireland | Belgium | Italy | Austria | France | Switzerland | Czech Republic | Poland | Hungary | Romania | Portugal | Luxembourg | Others | international | Mainland | Canary Islands | Spain | TOTAL |
|-----------|--------|---------|-------------|--------|---------|---------|--------|---------|---------|-------|---------|--------|-------------|----------------|--------|---------|---------|----------|------------|--------|---------------|----------|----------------|--------|---------|
| 2025 | 62,641 | 9,048 | 2,717 | 34 | 1,866 | 26 | 34 | 11,918 | 2,009 | 2,032 | 155 | 10,641 | 745 | 653 | 2,014 | 236 | 519 | 355 | 140 | 3,056 | 110,839 | 15,972 | 5,704 | 21,676 | 132,515 |
| 2026 | 69,739 | 10,680 | 2,464 | 33 | 2,085 | 29 | 48 | 14,056 | 2,109 | 2,590 | 303 | 9,981 | 987 | 423 | 2,029 | 114 | 628 | 413 | 133 | 3,931 | 122,775 | 15,499 | 5,433 | 20,932 | 143,707 |
| Change | 7,098 | 1,632 | -253 | -1 | 219 | 3 | 14 | 2,138 | 100 | 558 | 148 | -660 | 242 | -230 | 15 | -122 | 109 | 58 | -7 | 875 | 11,936 | -473 | -271 | -744 | 11,192 |
| Change, % | 11.3% | 18.0% | -9.3% | -2.9% | 11.7% | 11.5% | 41.2% | 17.9% | 5.0% | 27.5% | 95.5% | -6.2% | 32.5% | -35.2% | 0.7% | -51.7% | 21.0% | 16.3% | -5.0% | 28.6% | 10.8% | -3.0% | -4.8% | -3.4% | 8.4% |

FUERTEVENTURA

| | UK | Germany | Netherlands | Sweden | Denmark | Finland | Norway | Ireland | Belgium | Italy | Austria | France | Switzerland | Czech Republic | Poland | Hungary | Romania | Portugal | Luxembourg | Others | international | Mainland | Canary Islands | Spain | TOTAL |
|-----------|--------|---------|-------------|--------|---------|---------|--------|---------|---------|-------|---------|--------|-------------|----------------|--------|---------|---------|----------|------------|--------|---------------|----------|----------------|--------|---------|
| 2025 | 41,708 | 37,837 | 2,998 | 534 | 966 | 33 | 22 | 2,686 | 1,266 | 5,385 | 580 | 7,412 | 1,518 | 1,943 | 6,428 | 185 | 743 | 410 | 187 | 5,361 | 118,202 | 13,411 | 7,360 | 20,771 | 138,973 |
| 2026 | 40,069 | 40,994 | 3,194 | 577 | 980 | 8 | 18 | 2,473 | 1,483 | 5,450 | 734 | 6,538 | 1,478 | 1,705 | 6,151 | 234 | 789 | 459 | 215 | 5,553 | 119,102 | 10,816 | 9,702 | 20,518 | 139,620 |
| Change | -1,639 | 3,157 | 196 | 43 | 14 | -25 | -4 | -213 | 217 | 65 | 154 | -874 | -40 | -238 | -277 | 49 | 46 | 49 | 28 | 192 | 900 | -2,595 | 2,342 | -253 | 647 |
| Change, % | -3.9% | 8.3% | 6.5% | 8.1% | 1.4% | -75.8% | -18.2% | -7.9% | 17.1% | 1.2% | 26.6% | -11.8% | -2.6% | -12.2% | -4.3% | 26.5% | 6.2% | 12.0% | 15.0% | 3.6% | 0.8% | -19.3% | 31.8% | -1.2% | 0.5% |

GRAN CANARIA

| | UK | Germany | Netherlands | Sweden | Denmark | Finland | Norway | Ireland | Belgium | Italy | Austria | France | Switzerland | Czech Republic | Poland | Hungary | Romania | Portugal | Luxembourg | Others | international | Mainland | Canary Islands | Spain | TOTAL |
|-----------|--------|---------|-------------|--------|---------|---------|--------|---------|---------|-------|---------|--------|-------------|----------------|--------|---------|---------|----------|------------|--------|---------------|----------|----------------|---------|---------|
| 2025 | 56,582 | 30,077 | 15,688 | 2,841 | 2,017 | 125 | 3,007 | 5,104 | 6,427 | 4,373 | 1,362 | 6,672 | 3,047 | 780 | 5,038 | 562 | 917 | 2,098 | 397 | 9,623 | 156,737 | 32,143 | 45,384 | 77,527 | 234,264 |
| 2026 | 56,015 | 32,664 | 16,733 | 2,495 | 2,933 | 97 | 3,527 | 6,547 | 6,802 | 4,310 | 1,448 | 7,907 | 3,014 | 1,055 | 5,588 | 551 | 1,550 | 2,376 | 501 | 10,020 | 166,133 | 28,898 | 36,501 | 65,399 | 231,532 |
| Change | -567 | 2,587 | 1,045 | -346 | 916 | -28 | 520 | 1,443 | 375 | -63 | 86 | 1,235 | -33 | 275 | 550 | -11 | 633 | 278 | 104 | 397 | 9,396 | -3,245 | -8,883 | -12,128 | -2,732 |
| Change, % | -1.0% | 8.6% | 6.7% | -12.2% | 45.4% | -22.4% | 17.3% | 28.3% | 5.8% | -1.4% | 6.3% | 18.5% | -1.1% | 35.3% | 10.9% | -2.0% | 69.0% | 13.3% | 26.2% | 4.1% | 6.0% | -10.1% | -19.6% | -15.6% | -1.2% |

TENERIFE

| | UK | Germany | Netherlands | Sweden | Denmark | Finland | Norway | Ireland | Belgium | Italy | Austria | France | Switzerland | Czech Republic | Poland | Hungary | Romania | Portugal | Luxembourg | Others | international | Mainland | Canary Islands | Spain | TOTAL |
|-----------|---------|---------|-------------|--------|---------|---------|--------|---------|---------|--------|---------|--------|-------------|----------------|--------|---------|---------|----------|------------|--------|---------------|----------|----------------|--------|---------|
| 2025 | 133,530 | 23,469 | 8,037 | 511 | 1,007 | 104 | 264 | 13,191 | 9,282 | 9,696 | 1,308 | 15,257 | 2,803 | 1,671 | 7,408 | 1,449 | 2,283 | 1,591 | 361 | 22,943 | 256,165 | 51,033 | 35,361 | 86,394 | 342,559 |
| 2026 | 130,606 | 23,338 | 8,393 | 335 | 700 | 166 | 573 | 14,930 | 9,830 | 8,650 | 1,509 | 15,629 | 2,799 | 1,508 | 8,051 | 1,270 | 2,456 | 1,809 | 443 | 21,002 | 253,997 | 48,044 | 40,339 | 88,383 | 342,380 |
| Change | -2,924 | -131 | 356 | -176 | -307 | 62 | 309 | 1,739 | 548 | -1,046 | 201 | 372 | -4 | -163 | 643 | -179 | 173 | 218 | 82 | -1,941 | -2,168 | -2,989 | 4,978 | 1,989 | -179 |
| Change, % | -2.2% | -0.6% | 4.4% | -34.4% | -30.5% | 59.6% | 117.0% | 13.2% | 5.9% | -10.8% | 15.4% | 2.4% | -0.1% | -9.8% | 8.7% | -12.4% | 7.6% | 13.7% | 22.7% | -8.5% | -0.8% | -5.9% | 14.1% | 2.3% | -0.1% |

LA PALMA

| | UK | Germany | Netherlands | Sweden | Denmark | Finland | Norway | Ireland | Belgium | Italy | Austria | France | Switzerland | Czech Republic | Poland | Hungary | Romania | Portugal | Luxembourg | Others | international | Mainland | Canary Islands | Spain | TOTAL |
|-----------|-------|---------|-------------|--------|---------|---------|--------|---------|---------|-------|---------|--------|-------------|----------------|---------|---------|---------|----------|------------|--------|---------------|----------|----------------|-------|--------|
| 2025 | 1,377 | 801 | 266 | 4 | 18 | 5 | 11 | 30 | 77 | 128 | 63 | 287 | 139 | 31 | 76 | 14 | 30 | 38 | 0 | 472 | 3,867 | 3,450 | 2,904 | 6,354 | 10,221 |
| 2026 | 1,784 | 1,317 | 331 | 12 | 1 | 1 | 6 | 25 | 78 | 140 | 57 | 229 | 105 | 31 | 848 | 6 | 55 | 29 | 9 | 567 | 5,631 | 5,040 | 3,615 | 8,655 | 14,286 |
| Change | 407 | 516 | 65 | 8 | -17 | -4 | -5 | -5 | 1 | 12 | -6 | -58 | -34 | 0 | 772 | -8 | 25 | -9 | 9 | 95 | 1,764 | 1,590 | 711 | 2,301 | 4,065 |
| Change, % | 29.6% | 64.4% | 24.4% | 200.0% | -94.4% | -80.0% | -45.5% | -16.7% | 1.3% | 9.4% | -9.5% | -20.2% | -24.5% | 0.0% | 1015.8% | -57.1% | 83.3% | -23.7% | -- | 20.1% | 45.6% | 46.1% | 24.5% | 36.2% | 39.8% |

LA GOMERA

| | UK | Germany | Netherlands | Sweden | Denmark | Finland | Norway | Ireland | Belgium | Italy | Austria | France | Switzerland | Czech Republic | Poland | Hungary | Romania | Portugal | Luxembourg | Others | international | Mainland | Canary Islands | Spain | TOTAL |
|-----------|-------|---------|-------------|--------|---------|---------|--------|---------|---------|--------|---------|--------|-------------|----------------|--------|---------|---------|----------|------------|--------|---------------|----------|----------------|-------|-------|
| 2025 | 253 | 1,575 | 77 | 10 | 18 | 1 | 5 | 44 | 184 | 54 | 128 | 162 | 106 | 24 | 31 | 0 | 9 | 6 | 4 | 171 | 2,862 | 327 | 3,467 | 3,794 | 6,656 |
| 2026 | 461 | 1,667 | 93 | 10 | 23 | 5 | 5 | 55 | 200 | 124 | 131 | 136 | 136 | 20 | 35 | 0 | 7 | 8 | 10 | 201 | 3,327 | 476 | 3,928 | 4,404 | 7,731 |
| Change | 208 | 92 | 16 | 0 | 5 | 4 | 0 | 11 | 16 | 70 | 3 | -26 | 30 | -4 | 4 | 0 | -2 | 2 | 6 | 30 | 465 | 149 | 461 | 610 | 1,075 |
| Change, % | 82.2% | 5.8% | 20.8% | 0.0% | 27.8% | 400.0% | 0.0% | 25.0% | 8.7% | 129.6% | 2.3% | -16.0% | 28.3% | -16.7% | 12.9% | -- | -22.2% | 33.3% | 150.0% | 17.5% | 16.2% | 45.6% | 13.3% | 16.1% | 16.2% |

EL HIERRO

| | UK | Germany | Netherlands | Sweden | Denmark | Finland | Norway | Ireland | Belgium | Italy | Austria | France | Switzerland | Czech Republic | Poland | Hungary | Romania | Portugal | Luxembourg | Others | international | Mainland | Canary Islands | Spain | TOTAL |
|-----------|--------|---------|-------------|--------|---------|---------|--------|---------|---------|--------|---------|--------|-------------|----------------|--------|---------|---------|----------|------------|--------|---------------|----------|----------------|-------|-------|
| 2025 | 9 | 90 | 5 | 0 | 3 | 0 | 0 | 2 | 26 | 7 | 4 | 16 | 22 | 0 | 2 | 0 | 2 | 0 | 0 | 16 | 204 | 264 | 861 | 1,125 | 1,329 |
| 2026 | 18 | 71 | 4 | 0 | 0 | 0 | 8 | 1 | 10 | 15 | 1 | 23 | 18 | 3 | 5 | 2 | 0 | 4 | 0 | 32 | 215 | 216 | 827 | 1,043 | 1,258 |
| Change | 9 | -19 | -1 | 0 | -3 | 0 | 8 | -1 | -16 | 8 | -3 | 7 | -4 | 3 | 3 | 2 | -2 | 4 | 0 | 16 | 11 | -48 | -34 | -82 | -71 |
| Change, % | 100.0% | -21.1% | -20.0% | -- | -100.0% | -- | -- | -50.0% | -61.5% | 114.3% | -75.0% | 43.8% | -18.2% | -- | 150.0% | -- | -100.0% | -- | -- | 100.0% | 5.4% | -18.2% | -3.9% | -7.3% | -5.3% |

Source: Encuestas de Alojamiento Turístico (ISTAC)

Guests by apartments

May 2026



CANARY ISLANDS

| | UK | Germany | Netherlands | Sweden | Denmark | Finland | Norway | Ireland | Belgium | Italy | Austria | France | Switzerland | Czech Republic | Poland | Hungary | Romania | Portugal | Luxembourg | Others | International | Mainland | Canary Islands | Spain | TOTAL |
|-----------|---------|---------|-------------|--------|---------|---------|--------|---------|---------|-------|---------|--------|-------------|----------------|--------|---------|---------|----------|------------|--------|---------------|----------|----------------|--------|---------|
| 2025 | 106,742 | 17,218 | 9,854 | 1,352 | 1,165 | 167 | 1,522 | 19,856 | 2,118 | 7,677 | 617 | 7,452 | 1,698 | 1,112 | 3,621 | 873 | 1,274 | 838 | 63 | 9,038 | 194,257 | 24,967 | 35,286 | 60,253 | 254,510 |
| 2026 | 102,737 | 15,778 | 10,680 | 1,104 | 1,074 | 116 | 1,172 | 20,880 | 1,992 | 7,339 | 599 | 7,763 | 1,577 | 973 | 3,084 | 686 | 1,211 | 838 | 73 | 8,085 | 187,761 | 21,302 | 35,309 | 56,611 | 244,372 |
| Change | -4,005 | -1,440 | 826 | -248 | -91 | -51 | -350 | 1,024 | -126 | -338 | -18 | 311 | -121 | -139 | -537 | -187 | -63 | 0 | 10 | -953 | -6,496 | -3,665 | 23 | -3,642 | -10,138 |
| Change, % | -3.8% | -8.4% | 8.4% | -18.3% | -7.8% | -30.5% | -23.0% | 5.2% | -5.9% | -4.4% | -2.9% | 4.2% | -7.1% | -12.5% | -14.8% | -21.4% | -4.9% | 0.0% | 15.9% | -10.5% | -3.3% | -14.7% | 0.1% | -6.0% | -4.0% |

LANZAROTE

| | UK | Germany | Netherlands | Sweden | Denmark | Finland | Norway | Ireland | Belgium | Italy | Austria | France | Switzerland | Czech Republic | Poland | Hungary | Romania | Portugal | Luxembourg | Others | International | Mainland | Canary Islands | Spain | TOTAL |
|-----------|--------|---------|-------------|--------|---------|---------|--------|---------|---------|-------|---------|--------|-------------|----------------|--------|---------|---------|----------|------------|--------|---------------|----------|----------------|-------|--------|
| 2025 | 29,258 | 1,187 | 1,224 | 11 | 18 | 8 | 3 | 10,909 | 324 | 580 | 29 | 1,231 | 282 | 234 | 595 | 68 | 103 | 84 | 12 | 900 | 47,060 | 3,210 | 2,742 | 5,952 | 53,012 |
| 2026 | 29,797 | 1,236 | 1,471 | 8 | 20 | 1 | 11 | 11,677 | 291 | 994 | 29 | 1,508 | 222 | 171 | 698 | 30 | 137 | 95 | 34 | 1,011 | 49,441 | 4,013 | 2,211 | 6,224 | 55,665 |
| Change | 539 | 49 | 247 | -3 | 2 | -7 | 8 | 768 | -33 | 414 | 0 | 277 | -60 | -63 | 103 | -38 | 34 | 11 | 22 | 111 | 2,381 | 803 | -531 | 272 | 2,653 |
| Change, % | 1.8% | 4.1% | 20.2% | -27.3% | 11.1% | -87.5% | 266.7% | 7.0% | -10.2% | 71.4% | 0.0% | 22.5% | -21.3% | -26.9% | 17.3% | -55.9% | 33.0% | 13.1% | 183.3% | 12.3% | 5.1% | 25.0% | -19.4% | 4.6% | 5.0% |

FUERTEVENTURA

| | UK | Germany | Netherlands | Sweden | Denmark | Finland | Norway | Ireland | Belgium | Italy | Austria | France | Switzerland | Czech Republic | Poland | Hungary | Romania | Portugal | Luxembourg | Others | International | Mainland | Canary Islands | Spain | TOTAL |
|-----------|-------|---------|-------------|--------|---------|---------|--------|---------|---------|-------|---------|--------|-------------|----------------|--------|---------|---------|----------|------------|--------|---------------|----------|----------------|--------|--------|
| 2025 | 5,477 | 4,155 | 382 | 22 | 38 | 7 | 6 | 950 | 62 | 867 | 16 | 418 | 90 | 42 | 250 | 11 | 24 | 14 | 7 | 564 | 13,402 | 2,284 | 1,413 | 3,697 | 17,099 |
| 2026 | 7,005 | 2,415 | 450 | 38 | 24 | 1 | 2 | 889 | 30 | 810 | 64 | 250 | 112 | 28 | 150 | 6 | 22 | 49 | 3 | 292 | 12,640 | 1,404 | 1,417 | 2,821 | 15,461 |
| Change | 1,528 | -1,740 | 68 | 16 | -14 | -6 | -4 | -61 | -32 | -57 | 48 | -168 | 22 | -14 | -100 | -5 | -2 | 35 | -4 | -272 | -762 | -880 | 4 | -876 | -1,638 |
| Change, % | 27.9% | -41.9% | 17.8% | 72.7% | -36.8% | -85.7% | -66.7% | -6.4% | -51.6% | -6.6% | 300.0% | -40.2% | 24.4% | -33.3% | -40.0% | -45.5% | -8.3% | 250.0% | -57.1% | -48.2% | -5.7% | -38.5% | 0.3% | -23.7% | -9.6% |

GRAN CANARIA

| | UK | Germany | Netherlands | Sweden | Denmark | Finland | Norway | Ireland | Belgium | Italy | Austria | France | Switzerland | Czech Republic | Poland | Hungary | Romania | Portugal | Luxembourg | Others | International | Mainland | Canary Islands | Spain | TOTAL |
|-----------|--------|---------|-------------|--------|---------|---------|--------|---------|---------|--------|---------|--------|-------------|----------------|--------|---------|---------|----------|------------|--------|---------------|----------|----------------|--------|--------|
| 2025 | 19,895 | 7,381 | 5,201 | 1,219 | 757 | 87 | 1,412 | 2,020 | 625 | 2,459 | 309 | 2,220 | 826 | 277 | 498 | 300 | 293 | 232 | 21 | 1,828 | 47,860 | 6,468 | 19,532 | 26,000 | 73,860 |
| 2026 | 19,279 | 7,360 | 5,493 | 996 | 804 | 35 | 1,057 | 2,301 | 673 | 1,462 | 230 | 2,466 | 866 | 292 | 428 | 156 | 336 | 246 | 16 | 1,643 | 46,139 | 4,519 | 16,573 | 21,092 | 67,231 |
| Change | -616 | -21 | 292 | -223 | 47 | -52 | -355 | 281 | 48 | -997 | -79 | 246 | 40 | 15 | -70 | -144 | 43 | 14 | -5 | -185 | -1,721 | -1,949 | -2,959 | -4,908 | -6,629 |
| Change, % | -3.1% | -0.3% | 5.6% | -18.3% | 6.2% | -59.8% | -25.1% | 13.9% | 7.7% | -40.5% | -25.6% | 11.1% | 4.8% | 5.4% | -14.1% | -48.0% | 14.7% | 6.0% | -23.8% | -10.1% | -3.6% | -30.1% | -15.1% | -18.9% | -9.0% |

TENERIFE

| | UK | Germany | Netherlands | Sweden | Denmark | Finland | Norway | Ireland | Belgium | Italy | Austria | France | Switzerland | Czech Republic | Poland | Hungary | Romania | Portugal | Luxembourg | Others | International | Mainland | Canary Islands | Spain | TOTAL |
|-----------|--------|---------|-------------|--------|---------|---------|--------|---------|---------|-------|---------|--------|-------------|----------------|--------|---------|---------|----------|------------|--------|---------------|----------|----------------|--------|---------|
| 2025 | 51,608 | 3,272 | 2,786 | 96 | 350 | 65 | 95 | 5,928 | 1,081 | 3,722 | 233 | 3,439 | 423 | 525 | 2,252 | 480 | 846 | 507 | 23 | 5,496 | 83,227 | 12,225 | 7,372 | 19,597 | 102,824 |
| 2026 | 45,913 | 3,099 | 3,021 | 60 | 222 | 76 | 98 | 6,005 | 947 | 3,897 | 226 | 3,295 | 325 | 454 | 1,767 | 480 | 708 | 428 | 20 | 5,006 | 76,047 | 10,686 | 11,069 | 21,755 | 97,802 |
| Change | -5,695 | -173 | 235 | -36 | -128 | 11 | 3 | 77 | -134 | 175 | -7 | -144 | -98 | -71 | -485 | 0 | -138 | -79 | -3 | -490 | -7,180 | -1,539 | 3,697 | 2,158 | -5,022 |
| Change, % | -11.0% | -5.3% | 8.4% | -37.5% | -36.6% | 16.9% | 3.2% | 1.3% | -12.4% | 4.7% | -3.0% | -4.2% | -23.2% | -13.5% | -21.5% | 0.0% | -16.3% | -15.6% | -13.0% | -8.9% | -8.6% | -12.6% | 50.1% | 11.0% | -4.9% |

LA PALMA

| | UK | Germany | Netherlands | Sweden | Denmark | Finland | Norway | Ireland | Belgium | Italy | Austria | France | Switzerland | Czech Republic | Poland | Hungary | Romania | Portugal | Luxembourg | Others | International | Mainland | Canary Islands | Spain | TOTAL |
|-----------|--------|---------|-------------|---------|---------|---------|--------|---------|---------|--------|---------|--------|-------------|----------------|--------|---------|---------|----------|------------|--------|---------------|----------|----------------|-------|-------|
| 2025 | 77 | 710 | 196 | 4 | 2 | 0 | 4 | 46 | 10 | 23 | 11 | 69 | 43 | 5 | 16 | 10 | 7 | 1 | 0 | 176 | 1,410 | 638 | 1,444 | 2,082 | 3,492 |
| 2026 | 303 | 1,153 | 172 | 0 | 2 | 0 | 3 | 3 | 20 | 98 | 25 | 119 | 28 | 2 | 23 | 0 | 6 | 15 | 0 | 99 | 2,071 | 528 | 2,126 | 2,654 | 4,725 |
| Change | 226 | 443 | -24 | -4 | 0 | 0 | -1 | -43 | 10 | 75 | 14 | 50 | -15 | -3 | 7 | -10 | -1 | 14 | 0 | -77 | 661 | -110 | 682 | 572 | 1,233 |
| Change, % | 293.5% | 62.4% | -12.2% | -100.0% | 0.0% | -- | -25.0% | -93.5% | 100.0% | 326.1% | 127.3% | 72.5% | -34.9% | -60.0% | 43.8% | -100.0% | -14.3% | 1400.0% | -- | -43.8% | 46.9% | -17.2% | 47.2% | 27.5% | 35.3% |

LA GOMERA

| | UK | Germany | Netherlands | Sweden | Denmark | Finland | Norway | Ireland | Belgium | Italy | Austria | France | Switzerland | Czech Republic | Poland | Hungary | Romania | Portugal | Luxembourg | Others | International | Mainland | Canary Islands | Spain | TOTAL |
|-----------|------|---------|-------------|--------|---------|---------|--------|---------|---------|--------|---------|--------|-------------|----------------|--------|---------|---------|----------|------------|--------|---------------|----------|----------------|--------|--------|
| 2025 | 425 | 507 | 65 | 0 | 0 | 0 | 2 | 1 | 16 | 26 | 19 | 71 | 34 | 29 | 10 | 4 | 1 | 0 | 0 | 72 | 1,282 | 89 | 2,194 | 2,283 | 3,565 |
| 2026 | 438 | 505 | 73 | 2 | 2 | 3 | 1 | 5 | 29 | 78 | 25 | 111 | 24 | 22 | 18 | 14 | 2 | 5 | 0 | 27 | 1,384 | 132 | 1,330 | 1,462 | 2,846 |
| Change | 13 | -2 | 8 | 2 | 2 | 3 | -1 | 4 | 13 | 52 | 6 | 40 | -10 | -7 | 8 | 10 | 1 | 5 | 0 | -45 | 102 | 43 | -864 | -821 | -719 |
| Change, % | 3.1% | -0.4% | 12.3% | -- | -- | -- | -50.0% | 400.0% | 81.3% | 200.0% | 31.6% | 56.3% | -29.4% | -24.1% | 80.0% | 250.0% | 100.0% | -- | -- | -62.5% | 8.0% | 48.3% | -39.4% | -36.0% | -20.2% |

EL HIERRO

| | UK | Germany | Netherlands | Sweden | Denmark | Finland | Norway | Ireland | Belgium | Italy | Austria | France | Switzerland | Czech Republic | Poland | Hungary | Romania | Portugal | Luxembourg | Others | International | Mainland | Canary Islands | Spain | TOTAL |
|-----------|------|---------|-------------|--------|---------|---------|--------|---------|---------|-------|---------|--------|-------------|----------------|--------|---------|---------|----------|------------|--------|---------------|----------|----------------|-------|-------|
| 2025 | 2 | 6 | 0 | 0 | 0 | 0 | 0 | 2 | 0 | 0 | 0 | 4 | 0 | 0 | 0 | 0 | 0 | 0 | 0 | 2 | 16 | 53 | 589 | 642 | 658 |
| 2026 | 2 | 10 | 0 | 0 | 0 | 0 | 0 | 0 | 2 | 0 | 0 | 14 | 0 | 4 | 0 | 0 | 0 | 0 | 0 | 7 | 39 | 20 | 583 | 603 | 642 |
| Change | 0 | 4 | 0 | 0 | 0 | 0 | 0 | -2 | 2 | 0 | 0 | 10 | 0 | 4 | 0 | 0 | 0 | 0 | 0 | 5 | 23 | -33 | -6 | -39 | -16 |
| Change, % | 0.0% | 66.7% | -- | -- | -- | -- | -- | -100.0% | -- | -- | -- | 250.0% | -- | -- | -- | -- | -- | -- | -- | 250.0% | 143.8% | -62.3% | -1.0% | -6.1% | -2.4% |

Total guests in tourist accommodation

January - May 2026



CANARY ISLANDS

| | UK | Germany | Netherlands | Sweden | Denmark | Finland | Norway | Ireland | Belgium | Italy | Austria | France | Switzerland | Czech Republic | Poland | Hungary | Romania | Portugal | Luxembourg | Others | International | Mainland | Canary Islands | Spain | TOTAL |
|-----------|-----------|---------|-------------|---------|---------|---------|---------|---------|---------|---------|---------|---------|-------------|----------------|---------|---------|---------|----------|------------|---------|---------------|----------|----------------|---------|-----------|
| 2025 | 1,868,929 | 812,276 | 227,115 | 156,313 | 130,884 | 86,397 | 141,800 | 264,368 | 121,623 | ##### | 34,766 | 252,455 | 59,391 | 27,348 | 160,413 | 19,949 | 25,159 | 17,870 | 7,996 | 307,671 | 4,888,257 | 528,403 | 399,528 | 927,931 | 5,816,188 |
| 2026 | 1,907,472 | 792,390 | 231,088 | 145,591 | 119,603 | 79,308 | 137,149 | 286,263 | 121,764 | ##### | 38,589 | 248,124 | 63,297 | 28,707 | 162,162 | 19,035 | 28,994 | 19,579 | 8,329 | 297,452 | 4,888,519 | 504,706 | 402,534 | 907,240 | 5,795,759 |
| Change | 38,543 | -19,886 | 3,973 | -10,722 | -11,281 | -7,089 | -4,651 | 21,895 | 141 | -11,911 | 3,823 | -4,331 | 3,906 | 1,359 | 1,749 | -914 | 3,835 | 1,709 | 333 | -10,219 | 262 | -23,697 | 3,006 | -20,691 | -20,429 |
| Change, % | 2.1% | -2.4% | 1.7% | -6.9% | -8.6% | -8.2% | -3.3% | 8.3% | 0.1% | -7.2% | 11.0% | -1.7% | 6.6% | 5.0% | 1.1% | -4.6% | 15.2% | 9.6% | 4.2% | -3.3% | 0.0% | -4.5% | 0.8% | -2.2% | -0.4% |

LANZAROTE

| | UK | Germany | Netherlands | Sweden | Denmark | Finland | Norway | Ireland | Belgium | Italy | Austria | France | Switzerland | Czech Republic | Poland | Hungary | Romania | Portugal | Luxembourg | Others | International | Mainland | Canary Islands | Spain | TOTAL |
|-----------|---------|---------|-------------|--------|---------|---------|--------|---------|---------|--------|---------|--------|-------------|----------------|--------|---------|---------|----------|------------|--------|---------------|----------|----------------|---------|-----------|
| 2025 | 466,234 | 84,165 | 27,163 | 6,180 | 12,740 | 4,644 | 5,174 | 115,034 | 14,489 | 15,838 | 2,693 | 63,488 | 8,022 | 3,805 | 17,490 | 1,038 | 2,346 | 2,060 | 1,204 | 25,621 | 879,428 | 78,987 | 30,734 | 109,721 | 989,149 |
| 2026 | 493,689 | 81,888 | 27,136 | 3,973 | 10,853 | 4,223 | 3,202 | 126,772 | 13,920 | 17,421 | 3,085 | 59,795 | 8,026 | 3,439 | 16,952 | 693 | 2,309 | 2,049 | 1,153 | 24,972 | 905,550 | 72,690 | 27,809 | 100,499 | 1,006,049 |
| Change | 27,455 | -2,277 | -27 | -2,207 | -1,887 | -421 | -1,972 | 11,738 | -569 | 1,583 | 392 | -3,693 | 4 | -366 | -538 | -345 | -37 | -11 | -51 | -649 | 26,122 | -6,297 | -2,925 | -9,222 | 16,900 |
| Change, % | 5.9% | -2.7% | -0.1% | -35.7% | -14.8% | -9.1% | -38.1% | 10.2% | -3.9% | 10.0% | 14.6% | -5.8% | 0.0% | -9.6% | -3.1% | -33.2% | -1.6% | -0.5% | -4.2% | -2.5% | 3.0% | -8.0% | -9.5% | -8.4% | 1.7% |

FUERTEVENTURA

| | UK | Germany | Netherlands | Sweden | Denmark | Finland | Norway | Ireland | Belgium | Italy | Austria | France | Switzerland | Czech Republic | Poland | Hungary | Romania | Portugal | Luxembourg | Others | International | Mainland | Canary Islands | Spain | TOTAL |
|-----------|---------|---------|-------------|--------|---------|---------|--------|---------|---------|--------|---------|--------|-------------|----------------|--------|---------|---------|----------|------------|--------|---------------|----------|----------------|--------|---------|
| 2025 | 249,471 | 261,863 | 26,324 | 8,799 | 12,523 | 4,159 | 1,507 | 20,205 | 8,527 | 28,993 | 4,992 | 46,923 | 8,217 | 7,118 | 44,806 | 1,599 | 2,911 | 1,776 | 1,010 | 33,765 | 775,488 | 52,200 | 30,665 | 82,865 | 858,353 |
| 2026 | 248,744 | 244,728 | 22,782 | 9,144 | 12,270 | 3,540 | 1,438 | 18,075 | 7,869 | 29,751 | 4,788 | 38,087 | 9,283 | 7,159 | 42,908 | 1,067 | 2,397 | 1,801 | 1,126 | 31,670 | 738,627 | 54,853 | 31,976 | 86,829 | 825,456 |
| Change | -727 | -17,135 | -3,542 | 345 | -253 | -619 | -69 | -2,130 | -658 | 758 | -204 | -8,836 | 1,066 | 41 | -1,898 | -532 | -514 | 25 | 116 | -2,095 | -36,861 | 2,653 | 1,311 | 3,964 | -32,897 |
| Change, % | -0.3% | -6.5% | -13.5% | 3.9% | -2.0% | -14.9% | -4.6% | -10.5% | -7.7% | 2.6% | -4.1% | -18.8% | 13.0% | 0.6% | -4.2% | -33.3% | -17.7% | 1.4% | 11.5% | -6.2% | -4.8% | 5.1% | 4.3% | 4.8% | -3.8% |

GRAN CANARIA

| | UK | Germany | Netherlands | Sweden | Denmark | Finland | Norway | Ireland | Belgium | Italy | Austria | France | Switzerland | Czech Republic | Poland | Hungary | Romania | Portugal | Luxembourg | Others | International | Mainland | Canary Islands | Spain | TOTAL |
|-----------|---------|---------|-------------|---------|---------|---------|---------|---------|---------|--------|---------|--------|-------------|----------------|--------|---------|---------|----------|------------|--------|---------------|----------|----------------|---------|-----------|
| 2025 | 308,615 | 234,183 | 102,995 | 108,621 | 61,864 | 47,495 | 104,834 | 38,265 | 36,141 | 39,543 | 12,056 | 41,827 | 21,251 | 5,171 | 33,947 | 7,062 | 4,864 | 7,156 | 2,929 | 72,437 | 1,291,256 | 140,345 | 166,584 | 306,929 | 1,598,185 |
| 2026 | 325,704 | 235,230 | 108,004 | 99,029 | 58,423 | 44,030 | 104,082 | 42,923 | 35,339 | 34,562 | 14,944 | 48,114 | 23,120 | 5,930 | 34,933 | 6,274 | 7,916 | 7,143 | 2,724 | 77,185 | 1,315,609 | 126,932 | 149,561 | 276,493 | 1,592,102 |
| Change | 17,089 | 1,047 | 5,009 | -9,592 | -3,441 | -3,465 | -752 | 4,658 | -802 | -4,981 | 2,888 | 6,287 | 1,869 | 759 | 986 | -788 | 3,052 | -13 | -205 | 4,748 | 24,353 | -13,413 | -17,023 | -30,436 | -6,083 |
| Change, % | 5.5% | 0.4% | 4.9% | -8.8% | -5.6% | -7.3% | -0.7% | 12.2% | -2.2% | -12.6% | 24.0% | 15.0% | 8.8% | 14.7% | 2.9% | -11.2% | 62.7% | -0.2% | -7.0% | 6.6% | 1.9% | -9.6% | -10.2% | -9.9% | -0.4% |

TENERIFE

| | UK | Germany | Netherlands | Sweden | Denmark | Finland | Norway | Ireland | Belgium | Italy | Austria | France | Switzerland | Czech Republic | Poland | Hungary | Romania | Portugal | Luxembourg | Others | International | Mainland | Canary Islands | Spain | TOTAL |
|-----------|---------|---------|-------------|--------|---------|---------|--------|---------|---------|--------|---------|--------|-------------|----------------|--------|---------|---------|----------|------------|---------|---------------|----------|----------------|---------|-----------|
| 2025 | 831,395 | 194,318 | 66,858 | 31,635 | 35,576 | 29,477 | 29,727 | 90,132 | 60,345 | 79,699 | 13,463 | 96,955 | 19,822 | 10,785 | 60,343 | 10,069 | 14,827 | 6,682 | 2,606 | 170,867 | 1,855,581 | 237,548 | 135,758 | 373,306 | 2,228,887 |
| 2026 | 824,500 | 188,210 | 68,412 | 32,229 | 32,172 | 26,928 | 27,758 | 97,746 | 62,017 | 70,318 | 14,185 | 98,722 | 20,438 | 11,607 | 62,249 | 10,840 | 16,147 | 8,338 | 3,048 | 158,949 | 1,834,813 | 227,475 | 154,908 | 382,383 | 2,217,196 |
| Change | -6,895 | -6,108 | 1,554 | 594 | -3,404 | -2,549 | -1,969 | 7,614 | 1,672 | -9,381 | 722 | 1,767 | 616 | 822 | 1,906 | 771 | 1,320 | 1,656 | 442 | -11,918 | -20,768 | -10,073 | 19,150 | 9,077 | -11,691 |
| Change, % | -0.8% | -3.1% | 2.3% | 1.9% | -9.6% | -8.6% | -6.6% | 8.4% | 2.8% | -11.8% | 5.4% | 1.8% | 3.1% | 7.6% | 3.2% | 7.7% | 8.9% | 24.8% | 17.0% | -7.0% | -1.1% | -4.2% | 14.1% | 2.4% | -0.5% |

LA PALMA

| | UK | Germany | Netherlands | Sweden | Denmark | Finland | Norway | Ireland | Belgium | Italy | Austria | France | Switzerland | Czech Republic | Poland | Hungary | Romania | Portugal | Luxembourg | Others | International | Mainland | Canary Islands | Spain | TOTAL |
|-----------|-------|---------|-------------|--------|---------|---------|--------|---------|---------|-------|---------|--------|-------------|----------------|--------|---------|---------|----------|------------|--------|---------------|----------|----------------|--------|--------|
| 2025 | 6,616 | 19,423 | 2,504 | 315 | 7,232 | 173 | 107 | 188 | 775 | 884 | 583 | 1,572 | 1,024 | 317 | 3,530 | 126 | 174 | 161 | 153 | 3,359 | 49,216 | 15,859 | 14,422 | 30,281 | 79,497 |
| 2026 | 8,095 | 24,109 | 3,103 | 231 | 5,009 | 150 | 123 | 187 | 755 | 820 | 558 | 1,840 | 1,374 | 308 | 4,660 | 96 | 175 | 192 | 175 | 2,995 | 54,955 | 18,997 | 18,553 | 37,550 | 92,505 |
| Change | 1,479 | 4,686 | 599 | -84 | -2,223 | -23 | 16 | -1 | -20 | -64 | -25 | 268 | 350 | -9 | 1,130 | -30 | 1 | 31 | 22 | -364 | 5,739 | 3,138 | 4,131 | 7,269 | 13,008 |
| Change, % | 22.4% | 24.1% | 23.9% | -26.7% | -30.7% | -13.3% | 15.0% | -0.5% | -2.6% | -7.2% | -4.3% | 17.0% | 34.2% | -2.8% | 32.0% | -23.8% | 0.6% | 19.3% | 14.4% | -10.8% | 11.7% | 19.8% | 28.6% | 24.0% | 16.4% |

LA GOMERA

| | UK | Germany | Netherlands | Sweden | Denmark | Finland | Norway | Ireland | Belgium | Italy | Austria | France | Switzerland | Czech Republic | Poland | Hungary | Romania | Portugal | Luxembourg | Others | International | Mainland | Canary Islands | Spain | TOTAL |
|-----------|-------|---------|-------------|--------|---------|---------|--------|---------|---------|-------|---------|--------|-------------|----------------|--------|---------|---------|----------|------------|--------|---------------|----------|----------------|--------|--------|
| 2025 | 6,380 | 17,533 | 1,209 | 733 | 916 | 429 | 419 | 518 | 1,182 | 458 | 904 | 1,466 | 923 | 142 | 246 | 51 | 33 | 30 | 83 | 1,418 | 35,073 | 1,809 | 15,177 | 16,986 | 52,059 |
| 2026 | 6,500 | 17,433 | 1,535 | 922 | 858 | 406 | 497 | 536 | 1,723 | 635 | 962 | 1,337 | 919 | 233 | 360 | 53 | 44 | 49 | 86 | 1,531 | 36,619 | 2,172 | 13,634 | 15,806 | 52,425 |
| Change | 120 | -100 | 326 | 189 | -58 | -23 | 78 | 18 | 541 | 177 | 58 | -129 | -4 | 91 | 114 | 2 | 11 | 19 | 3 | 113 | 1,546 | 363 | -1,543 | -1,180 | 366 |
| Change, % | 1.9% | -0.6% | 27.0% | 25.8% | -6.3% | -5.4% | 18.6% | 3.5% | 45.8% | 38.6% | 6.4% | -8.8% | -0.4% | 64.1% | 46.3% | 3.9% | 33.3% | 63.3% | 3.6% | 8.0% | 4.4% | 20.1% | -10.2% | -6.9% | 0.7% |

EL HIERRO

| | UK | Germany | Netherlands | Sweden | Denmark | Finland | Norway | Ireland | Belgium | Italy | Austria | France | Switzerland | Czech Republic | Poland | Hungary | Romania | Portugal | Luxembourg | Others | International | Mainland | Canary Islands | Spain | TOTAL |
|-----------|-------|---------|-------------|--------|---------|---------|--------|---------|---------|-------|---------|--------|-------------|----------------|--------|---------|---------|----------|------------|--------|---------------|----------|----------------|-------|--------|
| 2025 | 218 | 791 | 62 | 30 | 33 | 20 | 32 | 26 | 164 | 119 | 75 | 224 | 132 | 10 | 51 | 4 | 4 | 5 | 11 | 204 | 2,215 | 1,655 | 6,188 | 7,843 | 10,058 |
| 2026 | 240 | 792 | 116 | 63 | 18 | 31 | 49 | 24 | 141 | 116 | 67 | 229 | 137 | 31 | 100 | 12 | 6 | 7 | 17 | 150 | 2,346 | 1,587 | 6,093 | 7,680 | 10,026 |
| Change | 22 | 1 | 54 | 33 | -15 | 11 | 17 | -2 | -23 | -3 | -8 | 5 | 5 | 21 | 49 | 8 | 2 | 2 | 6 | -54 | 131 | -68 | -95 | -163 | -32 |
| Change, % | 10.1% | 0.1% | 87.1% | 110.0% | -45.5% | 55.0% | 53.1% | -7.7% | -14.0% | -2.5% | -10.7% | 2.2% | 3.8% | 210.0% | 96.1% | 200.0% | 50.0% | 40.0% | 54.5% | -26.5% | 5.9% | -4.1% | -1.5% | -2.1% | -0.3% |

Guests in hotels

January - May 2026



CANARY ISLANDS

| | UK | Germany | Netherlands | Sweden | Denmark | Finland | Norway | Ireland | Belgium | Italy | Austria | France | Switzerland | Czech Republic | Poland | Hungary | Romania | Portugal | Luxembourg | Others | International | Mainland | Canary Islands | Spain | TOTAL |
|-----------|-----------|---------|-------------|---------|---------|---------|--------|---------|---------|--------|---------|---------|-------------|----------------|---------|---------|---------|----------|------------|---------|---------------|----------|----------------|---------|-----------|
| 2025 | 1,391,542 | 688,440 | 167,013 | 104,384 | 95,177 | 57,725 | 92,735 | 168,760 | 107,995 | ##### | 29,867 | 217,307 | 49,349 | 21,311 | 136,537 | 15,225 | 19,739 | 15,207 | 7,594 | 252,282 | 3,764,186 | 452,167 | 302,394 | 754,561 | 4,518,747 |
| 2026 | 1,421,757 | 672,287 | 169,138 | 99,403 | 88,331 | 53,637 | 92,870 | 183,933 | 108,207 | ##### | 33,095 | 211,406 | 52,507 | 23,153 | 138,275 | 14,420 | 23,545 | 16,767 | 7,860 | 247,837 | 3,776,389 | 434,774 | 304,693 | 739,467 | 4,515,856 |
| Change | 30,215 | -16,153 | 2,125 | -4,981 | -6,846 | -4,088 | 135 | 15,173 | 212 | -8,036 | 3,228 | -5,901 | 3,158 | 1,842 | 1,738 | -805 | 3,806 | 1,560 | 266 | -4,445 | 12,203 | -17,393 | 2,299 | -15,094 | -2,891 |
| Change, % | 2.2% | -2.3% | 1.3% | -4.8% | -7.2% | -7.1% | 0.1% | 9.0% | 0.2% | -6.4% | 10.8% | -2.7% | 6.4% | 8.6% | 1.3% | -5.3% | 19.3% | 10.3% | 3.5% | -1.8% | 0.3% | -3.8% | 0.8% | -2.0% | -0.1% |

LANZAROTE

| | UK | Germany | Netherlands | Sweden | Denmark | Finland | Norway | Ireland | Belgium | Italy | Austria | France | Switzerland | Czech Republic | Poland | Hungary | Romania | Portugal | Luxembourg | Others | International | Mainland | Canary Islands | Spain | TOTAL |
|-----------|---------|---------|-------------|--------|---------|---------|--------|---------|---------|--------|---------|--------|-------------|----------------|--------|---------|---------|----------|------------|--------|---------------|----------|----------------|--------|---------|
| 2025 | 321,928 | 71,247 | 18,360 | 2,533 | 11,321 | 2,553 | 2,199 | 62,332 | 12,451 | 12,406 | 2,311 | 56,651 | 6,218 | 2,499 | 13,644 | 793 | 1,968 | 1,769 | 1,115 | 20,245 | 624,543 | 65,836 | 20,993 | 86,829 | 711,372 |
| 2026 | 343,458 | 70,288 | 17,738 | 2,221 | 10,464 | 2,405 | 1,719 | 67,942 | 12,017 | 13,515 | 2,717 | 52,215 | 6,738 | 2,341 | 12,299 | 547 | 1,857 | 1,730 | 1,002 | 19,893 | 643,106 | 58,503 | 20,761 | 79,264 | 722,370 |
| Change | 21,530 | -959 | -622 | -312 | -857 | -148 | -480 | 5,610 | -434 | 1,109 | 406 | -4,436 | 520 | -158 | -1,345 | -246 | -111 | -39 | -113 | -352 | 18,563 | -7,333 | -232 | -7,565 | 10,998 |
| Change, % | 6.7% | -1.3% | -3.4% | -12.3% | -7.6% | -5.8% | -21.8% | 9.0% | -3.5% | 8.9% | 17.6% | -7.8% | 8.4% | -6.3% | -9.9% | -31.0% | -5.6% | -2.2% | -10.1% | -1.7% | 3.0% | -11.1% | -1.1% | -8.7% | 1.5% |

FUERTEVENTURA

| | UK | Germany | Netherlands | Sweden | Denmark | Finland | Norway | Ireland | Belgium | Italy | Austria | France | Switzerland | Czech Republic | Poland | Hungary | Romania | Portugal | Luxembourg | Others | International | Mainland | Canary Islands | Spain | TOTAL |
|-----------|---------|---------|-------------|--------|---------|---------|--------|---------|---------|--------|---------|--------|-------------|----------------|--------|---------|---------|----------|------------|--------|---------------|----------|----------------|--------|---------|
| 2025 | 216,059 | 239,078 | 23,219 | 7,362 | 11,266 | 3,242 | 1,014 | 15,432 | 8,058 | 24,725 | 4,721 | 44,793 | 7,609 | 6,737 | 42,643 | 1,511 | 2,729 | 1,684 | 988 | 30,339 | 693,209 | 45,369 | 23,505 | 68,874 | 762,083 |
| 2026 | 207,035 | 224,185 | 20,608 | 8,288 | 11,630 | 3,115 | 1,134 | 13,884 | 7,539 | 24,226 | 4,431 | 36,457 | 8,560 | 6,924 | 41,318 | 1,014 | 2,276 | 1,689 | 1,113 | 30,223 | 655,649 | 50,020 | 26,183 | 76,203 | 731,852 |
| Change | -9,024 | -14,893 | -2,611 | 926 | 364 | -127 | 120 | -1,548 | -519 | -499 | -290 | -8,336 | 951 | 187 | -1,325 | -497 | -453 | 5 | 125 | -116 | -37,560 | 4,651 | 2,678 | 7,329 | -30,231 |
| Change, % | -4.2% | -6.2% | -11.2% | 12.6% | 3.2% | -3.9% | 11.8% | -10.0% | -6.4% | -2.0% | -6.1% | -18.6% | 12.5% | 2.8% | -3.1% | -32.9% | -16.6% | 0.3% | 12.7% | -0.4% | -5.4% | 10.3% | 11.4% | 10.6% | -4.0% |

GRAN CANARIA

| | UK | Germany | Netherlands | Sweden | Denmark | Finland | Norway | Ireland | Belgium | Italy | Austria | France | Switzerland | Czech Republic | Poland | Hungary | Romania | Portugal | Luxembourg | Others | International | Mainland | Canary Islands | Spain | TOTAL |
|-----------|---------|---------|-------------|--------|---------|---------|--------|---------|---------|--------|---------|--------|-------------|----------------|--------|---------|---------|----------|------------|--------|---------------|----------|----------------|---------|-----------|
| 2025 | 235,625 | 186,818 | 74,304 | 73,611 | 42,023 | 33,522 | 71,473 | 26,425 | 32,124 | 27,642 | 10,163 | 33,868 | 16,631 | 3,604 | 30,031 | 5,264 | 3,819 | 6,238 | 2,790 | 59,857 | 975,832 | 121,812 | 122,318 | 244,130 | 1,219,962 |
| 2026 | 246,137 | 188,100 | 78,430 | 68,253 | 40,728 | 30,703 | 73,191 | 30,902 | 31,121 | 25,932 | 12,669 | 38,881 | 17,405 | 4,305 | 30,844 | 4,761 | 6,378 | 6,233 | 2,620 | 64,625 | 1,002,218 | 110,338 | 107,111 | 217,449 | 1,219,667 |
| Change | 10,512 | 1,282 | 4,126 | -5,358 | -1,295 | -2,819 | 1,718 | 4,477 | -1,003 | -1,710 | 2,506 | 5,013 | 774 | 701 | 813 | -503 | 2,559 | -5 | -170 | 4,768 | 26,386 | -11,474 | -15,207 | -26,681 | -295 |
| Change, % | 4.5% | 0.7% | 5.6% | -7.3% | -3.1% | -8.4% | 2.4% | 16.9% | -3.1% | -6.2% | 24.7% | 14.8% | 4.7% | 19.5% | 2.7% | -9.6% | 67.0% | -0.1% | -6.1% | 8.0% | 2.7% | -9.4% | -12.4% | -10.9% | 0.0% |

TENERIFE

| | UK | Germany | Netherlands | Sweden | Denmark | Finland | Norway | Ireland | Belgium | Italy | Austria | France | Switzerland | Czech Republic | Poland | Hungary | Romania | Portugal | Luxembourg | Others | International | Mainland | Canary Islands | Spain | TOTAL |
|-----------|---------|---------|-------------|--------|---------|---------|--------|---------|---------|--------|---------|--------|-------------|----------------|--------|---------|---------|----------|------------|---------|---------------|----------|----------------|---------|-----------|
| 2025 | 608,627 | 167,677 | 48,699 | 19,936 | 23,388 | 17,856 | 17,638 | 64,057 | 53,557 | 60,106 | 11,449 | 79,460 | 17,231 | 8,080 | 46,615 | 7,528 | 11,065 | 5,342 | 2,459 | 137,995 | 1,408,765 | 202,439 | 112,944 | 315,383 | 1,724,148 |
| 2026 | 614,568 | 163,364 | 49,061 | 19,540 | 20,229 | 16,927 | 16,318 | 70,618 | 55,305 | 53,191 | 12,110 | 81,402 | 17,839 | 9,129 | 49,000 | 7,983 | 12,833 | 6,906 | 2,870 | 129,033 | 1,408,226 | 195,703 | 125,162 | 320,865 | 1,729,091 |
| Change | 5,941 | -4,313 | 362 | -396 | -3,159 | -929 | -1,320 | 6,561 | 1,748 | -6,915 | 661 | 1,942 | 608 | 1,049 | 2,385 | 455 | 1,768 | 1,564 | 411 | -8,962 | -539 | -6,736 | 12,218 | 5,482 | 4,943 |
| Change, % | 1.0% | -2.6% | 0.7% | -2.0% | -13.5% | -5.2% | -7.5% | 10.2% | 3.3% | -11.5% | 5.8% | 2.4% | 3.5% | 13.0% | 5.1% | 6.0% | 16.0% | 29.3% | 16.7% | -6.5% | 0.0% | -3.3% | 10.8% | 1.7% | 0.3% |

LA PALMA

| | UK | Germany | Netherlands | Sweden | Denmark | Finland | Norway | Ireland | Belgium | Italy | Austria | France | Switzerland | Czech Republic | Poland | Hungary | Romania | Portugal | Luxembourg | Others | International | Mainland | Canary Islands | Spain | TOTAL |
|-----------|-------|---------|-------------|--------|---------|---------|--------|---------|---------|--------|---------|--------|-------------|----------------|--------|---------|---------|----------|------------|--------|---------------|----------|----------------|--------|--------|
| 2025 | 6,130 | 11,837 | 1,737 | 276 | 6,440 | 136 | 81 | 134 | 668 | 688 | 464 | 1,307 | 812 | 288 | 3,376 | 91 | 130 | 152 | 150 | 2,491 | 37,388 | 13,884 | 9,189 | 23,073 | 60,461 |
| 2026 | 7,033 | 14,840 | 2,289 | 201 | 4,556 | 122 | 97 | 165 | 621 | 583 | 411 | 1,423 | 1,122 | 278 | 4,494 | 79 | 161 | 167 | 168 | 2,594 | 41,404 | 17,174 | 12,478 | 29,652 | 71,056 |
| Change | 903 | 3,003 | 552 | -75 | -1,884 | -14 | 16 | 31 | -47 | -105 | -53 | 116 | 310 | -10 | 1,118 | -12 | 31 | 15 | 18 | 103 | 4,016 | 3,290 | 3,289 | 6,579 | 10,595 |
| Change, % | 14.7% | 25.4% | 31.8% | -27.2% | -29.3% | -10.3% | 19.8% | 23.1% | -7.0% | -15.3% | -11.4% | 8.9% | 38.2% | -3.5% | 33.1% | -13.2% | 23.8% | 9.9% | 12.0% | 4.1% | 10.7% | 23.7% | 35.8% | 28.5% | 17.5% |

LA GOMERA

| | UK | Germany | Netherlands | Sweden | Denmark | Finland | Norway | Ireland | Belgium | Italy | Austria | France | Switzerland | Czech Republic | Poland | Hungary | Romania | Portugal | Luxembourg | Others | International | Mainland | Canary Islands | Spain | TOTAL |
|-----------|-------|---------|-------------|--------|---------|---------|--------|---------|---------|-------|---------|--------|-------------|----------------|--------|---------|---------|----------|------------|--------|---------------|----------|----------------|--------|--------|
| 2025 | 2,990 | 11,074 | 640 | 643 | 706 | 401 | 302 | 357 | 984 | 329 | 701 | 1,035 | 733 | 93 | 187 | 34 | 24 | 17 | 81 | 1,162 | 22,493 | 1,399 | 9,786 | 11,185 | 33,678 |
| 2026 | 3,317 | 10,839 | 914 | 839 | 708 | 334 | 372 | 400 | 1,474 | 433 | 693 | 830 | 708 | 153 | 224 | 24 | 34 | 35 | 70 | 1,334 | 23,735 | 1,632 | 9,246 | 10,878 | 34,613 |
| Change | 327 | -235 | 274 | 196 | 2 | -67 | 70 | 43 | 490 | 104 | -8 | -205 | -25 | 60 | 37 | -10 | 10 | 18 | -11 | 172 | 1,242 | 233 | -540 | -307 | 935 |
| Change, % | 10.9% | -2.1% | 42.8% | 30.5% | 0.3% | -16.7% | 23.2% | 12.0% | 49.8% | 31.6% | -1.1% | -19.8% | -3.4% | 64.5% | 19.8% | -29.4% | 41.7% | 105.9% | -13.6% | 14.8% | 5.5% | 16.7% | -5.5% | -2.7% | 2.8% |

EL HIERRO

| | UK | Germany | Netherlands | Sweden | Denmark | Finland | Norway | Ireland | Belgium | Italy | Austria | France | Switzerland | Czech Republic | Poland | Hungary | Romania | Portugal | Luxembourg | Others | International | Mainland | Canary Islands | Spain | TOTAL |
|-----------|-------|---------|-------------|--------|---------|---------|--------|---------|---------|--------|---------|--------|-------------|----------------|--------|---------|---------|----------|------------|--------|---------------|----------|----------------|-------|-------|
| 2025 | 183 | 709 | 54 | 23 | 33 | 15 | 28 | 23 | 153 | 101 | 58 | 193 | 115 | 10 | 41 | 4 | 4 | 5 | 11 | 193 | 1,956 | 1,428 | 3,659 | 5,087 | 7,043 |
| 2026 | 209 | 671 | 98 | 61 | 16 | 31 | 39 | 22 | 130 | 81 | 64 | 198 | 135 | 23 | 96 | 12 | 6 | 7 | 17 | 135 | 2,051 | 1,404 | 3,752 | 5,156 | 7,207 |
| Change | 26 | -38 | 44 | 38 | -17 | 16 | 11 | -1 | -23 | -20 | 6 | 5 | 20 | 13 | 55 | 8 | 2 | 2 | 6 | -58 | 95 | -24 | 93 | 69 | 164 |
| Change, % | 14.2% | -5.4% | 81.5% | 165.2% | -51.5% | 106.7% | 39.3% | -4.3% | -15.0% | -19.8% | 10.3% | 2.6% | 17.4% | 130.0% | 134.1% | 200.0% | 50.0% | 40.0% | 54.5% | -30.1% | 4.9% | -1.7% | 2.5% | 1.4% | 2.3% |

Guests by apartments

January - May 2026



CANARY ISLANDS

| | UK | Germany | Netherlands | Sweden | Denmark | Finland | Norway | Ireland | Belgium | Italy | Austria | France | Switzerland | Czech Republic | Poland | Hungary | Romania | Portugal | Luxembourg | Others | International | Mainland | Canary Islands | Spain | TOTAL |
|-----------|---------|---------|-------------|--------|---------|---------|--------|---------|---------|--------|---------|--------|-------------|----------------|--------|---------|---------|----------|------------|--------|---------------|----------|----------------|---------|-----------|
| 2025 | 477,387 | 123,836 | 60,102 | 51,929 | 35,707 | 28,672 | 49,065 | 95,608 | 13,628 | 39,537 | 4,899 | 35,148 | 10,042 | 6,037 | 23,876 | 4,724 | 5,420 | 2,663 | 402 | 55,389 | 1,124,071 | 76,236 | 97,134 | 173,370 | 1,297,441 |
| 2026 | 485,715 | 120,103 | 61,950 | 46,188 | 31,272 | 25,671 | 44,279 | 102,330 | 13,557 | 35,662 | 5,494 | 36,718 | 10,790 | 5,554 | 23,887 | 4,615 | 5,449 | 2,812 | 469 | 49,615 | 1,112,130 | 69,932 | 97,841 | 167,773 | 1,279,903 |
| Change | 8,328 | -3,733 | 1,848 | -5,741 | -4,435 | -3,001 | -4,786 | 6,722 | -71 | -3,875 | 595 | 1,570 | 748 | -483 | 11 | -109 | 29 | 149 | 67 | -5,774 | -11,941 | -6,304 | 707 | -5,597 | -17,538 |
| Change, % | 1.7% | -3.0% | 3.1% | -11.1% | -12.4% | -10.5% | -9.8% | 7.0% | -0.5% | -9.8% | 12.1% | 4.5% | 7.4% | -8.0% | 0.0% | -2.3% | 0.5% | 5.6% | 16.7% | -10.4% | -1.1% | -8.3% | 0.7% | -3.2% | -1.4% |

LANZAROTE

| | UK | Germany | Netherlands | Sweden | Denmark | Finland | Norway | Ireland | Belgium | Italy | Austria | France | Switzerland | Czech Republic | Poland | Hungary | Romania | Portugal | Luxembourg | Others | International | Mainland | Canary Islands | Spain | TOTAL |
|-----------|---------|---------|-------------|--------|---------|---------|--------|---------|---------|-------|---------|--------|-------------|----------------|--------|---------|---------|----------|------------|--------|---------------|----------|----------------|--------|---------|
| 2025 | 144,306 | 12,918 | 8,803 | 3,647 | 1,419 | 2,091 | 2,975 | 52,702 | 2,038 | 3,432 | 382 | 6,837 | 1,804 | 1,306 | 3,846 | 245 | 378 | 291 | 89 | 5,376 | 254,885 | 13,151 | 9,741 | 22,892 | 277,777 |
| 2026 | 150,231 | 11,600 | 9,398 | 1,752 | 389 | 1,818 | 1,483 | 58,830 | 1,903 | 3,906 | 368 | 7,580 | 1,288 | 1,098 | 4,653 | 146 | 452 | 319 | 151 | 5,079 | 262,444 | 14,187 | 7,048 | 21,235 | 283,679 |
| Change | 5,925 | -1,318 | 595 | -1,895 | -1,030 | -273 | -1,492 | 6,128 | -135 | 474 | -14 | 743 | -516 | -208 | 807 | -99 | 74 | 28 | 62 | -297 | 7,559 | 1,036 | -2,693 | -1,657 | 5,902 |
| Change, % | 4.1% | -10.2% | 6.8% | -52.0% | -72.6% | -13.1% | -50.2% | 11.6% | -6.6% | 13.8% | -3.7% | 10.9% | -28.6% | -15.9% | 21.0% | -40.4% | 19.6% | 9.6% | 69.7% | -5.5% | 3.0% | 7.9% | -27.6% | -7.2% | 2.1% |

FUERTEVENTURA

| | UK | Germany | Netherlands | Sweden | Denmark | Finland | Norway | Ireland | Belgium | Italy | Austria | France | Switzerland | Czech Republic | Poland | Hungary | Romania | Portugal | Luxembourg | Others | International | Mainland | Canary Islands | Spain | TOTAL |
|-----------|--------|---------|-------------|--------|---------|---------|--------|---------|---------|-------|---------|--------|-------------|----------------|--------|---------|---------|----------|------------|--------|---------------|----------|----------------|--------|--------|
| 2025 | 33,412 | 22,785 | 3,105 | 1,437 | 1,257 | 917 | 493 | 4,773 | 469 | 4,268 | 271 | 2,130 | 608 | 381 | 2,163 | 88 | 182 | 92 | 22 | 3,426 | 82,279 | 6,831 | 7,160 | 13,991 | 96,270 |
| 2026 | 41,709 | 20,543 | 2,174 | 856 | 640 | 425 | 304 | 4,191 | 330 | 5,525 | 357 | 1,630 | 723 | 235 | 1,590 | 53 | 121 | 112 | 13 | 1,447 | 82,978 | 4,833 | 5,793 | 10,626 | 93,604 |
| Change | 8,297 | -2,242 | -931 | -581 | -617 | -492 | -189 | -582 | -139 | 1,257 | 86 | -500 | 115 | -146 | -573 | -35 | -61 | 20 | -9 | -1,979 | 699 | -1,998 | -1,367 | -3,365 | -2,666 |
| Change, % | 24.8% | -9.8% | -30.0% | -40.4% | -49.1% | -53.7% | -38.3% | -12.2% | -29.6% | 29.5% | 31.7% | -23.5% | 18.9% | -38.3% | -26.5% | -39.8% | -33.5% | 21.7% | -40.9% | -57.8% | 0.8% | -29.2% | -19.1% | -24.1% | -2.8% |

GRAN CANARIA

| | UK | Germany | Netherlands | Sweden | Denmark | Finland | Norway | Ireland | Belgium | Italy | Austria | France | Switzerland | Czech Republic | Poland | Hungary | Romania | Portugal | Luxembourg | Others | International | Mainland | Canary Islands | Spain | TOTAL |
|-----------|--------|---------|-------------|--------|---------|---------|--------|---------|---------|--------|---------|--------|-------------|----------------|--------|---------|---------|----------|------------|--------|---------------|----------|----------------|--------|---------|
| 2025 | 72,990 | 47,365 | 28,691 | 35,010 | 19,841 | 13,973 | 33,361 | 11,840 | 4,017 | 11,901 | 1,893 | 7,959 | 4,620 | 1,567 | 3,916 | 1,798 | 1,045 | 918 | 139 | 12,580 | 315,424 | 18,533 | 44,266 | 62,799 | 378,223 |
| 2026 | 79,567 | 47,130 | 29,574 | 30,776 | 17,695 | 13,327 | 30,891 | 12,021 | 4,218 | 8,630 | 2,275 | 9,233 | 5,715 | 1,625 | 4,089 | 1,513 | 1,538 | 910 | 104 | 12,560 | 313,391 | 16,594 | 42,450 | 59,044 | 372,435 |
| Change | 6,577 | -235 | 883 | -4,234 | -2,146 | -646 | -2,470 | 181 | 201 | -3,271 | 382 | 1,274 | 1,095 | 58 | 173 | -285 | 493 | -8 | -35 | -20 | -2,033 | -1,939 | -1,816 | -3,755 | -5,788 |
| Change, % | 9.0% | -0.5% | 3.1% | -12.1% | -10.8% | -4.6% | -7.4% | 1.5% | 5.0% | -27.5% | 20.2% | 16.0% | 23.7% | 3.7% | 4.4% | -15.9% | 47.2% | -0.9% | -25.2% | -0.2% | -0.6% | -10.5% | -4.1% | -6.0% | -1.5% |

TENERIFE

| | UK | Germany | Netherlands | Sweden | Denmark | Finland | Norway | Ireland | Belgium | Italy | Austria | France | Switzerland | Czech Republic | Poland | Hungary | Romania | Portugal | Luxembourg | Others | International | Mainland | Canary Islands | Spain | TOTAL |
|-----------|---------|---------|-------------|--------|---------|---------|--------|---------|---------|--------|---------|--------|-------------|----------------|--------|---------|---------|----------|------------|--------|---------------|----------|----------------|--------|---------|
| 2025 | 222,768 | 26,641 | 18,159 | 11,699 | 12,188 | 11,621 | 12,089 | 26,075 | 6,788 | 19,593 | 2,014 | 17,495 | 2,591 | 2,705 | 13,728 | 2,541 | 3,762 | 1,340 | 147 | 32,872 | 446,816 | 35,109 | 22,814 | 57,923 | 504,739 |
| 2026 | 209,932 | 24,846 | 19,351 | 12,689 | 11,943 | 10,001 | 11,440 | 27,128 | 6,712 | 17,127 | 2,075 | 17,320 | 2,599 | 2,478 | 13,249 | 2,857 | 3,314 | 1,432 | 178 | 29,916 | 426,587 | 31,772 | 29,746 | 61,518 | 488,105 |
| Change | -12,836 | -1,795 | 1,192 | 990 | -245 | -1,620 | -649 | 1,053 | -76 | -2,466 | 61 | -175 | 8 | -227 | -479 | 316 | -448 | 92 | 31 | -2,956 | -20,229 | -3,337 | 6,932 | 3,595 | -16,634 |
| Change, % | -5.8% | -6.7% | 6.6% | 8.5% | -2.0% | -13.9% | -5.4% | 4.0% | -1.1% | -12.6% | 3.0% | -1.0% | 0.3% | -8.4% | -3.5% | 12.4% | -11.9% | 6.9% | 21.1% | -9.0% | -4.5% | -9.5% | 30.4% | 6.2% | -3.3% |

LA PALMA

| | UK | Germany | Netherlands | Sweden | Denmark | Finland | Norway | Ireland | Belgium | Italy | Austria | France | Switzerland | Czech Republic | Poland | Hungary | Romania | Portugal | Luxembourg | Others | International | Mainland | Canary Islands | Spain | TOTAL |
|-----------|--------|---------|-------------|--------|---------|---------|--------|---------|---------|-------|---------|--------|-------------|----------------|--------|---------|---------|----------|------------|--------|---------------|----------|----------------|-------|--------|
| 2025 | 486 | 7,586 | 767 | 39 | 792 | 37 | 26 | 54 | 107 | 196 | 119 | 265 | 212 | 29 | 154 | 35 | 44 | 9 | 3 | 868 | 11,828 | 1,975 | 5,239 | 7,208 | 19,036 |
| 2026 | 1,062 | 9,269 | 814 | 30 | 453 | 28 | 26 | 22 | 134 | 237 | 147 | 417 | 252 | 30 | 166 | 17 | 14 | 25 | 7 | 401 | 13,551 | 1,823 | 6,075 | 7,898 | 21,449 |
| Change | 576 | 1,683 | 47 | -9 | -339 | -9 | 0 | -32 | 27 | 41 | 28 | 152 | 40 | 1 | 12 | -18 | -30 | 16 | 4 | -467 | 1,723 | -152 | 842 | 690 | 2,413 |
| Change, % | 118.5% | 22.2% | 6.1% | -23.1% | -42.8% | -24.3% | 0.0% | -59.3% | 25.2% | 20.9% | 23.5% | 57.4% | 18.9% | 3.4% | 7.8% | -51.4% | -68.2% | 177.8% | 133.3% | -53.8% | 14.6% | -7.7% | 16.1% | 9.6% | 12.7% |

LA GOMERA

| | UK | Germany | Netherlands | Sweden | Denmark | Finland | Norway | Ireland | Belgium | Italy | Austria | France | Switzerland | Czech Republic | Poland | Hungary | Romania | Portugal | Luxembourg | Others | International | Mainland | Canary Islands | Spain | TOTAL |
|-----------|-------|---------|-------------|--------|---------|---------|--------|---------|---------|-------|---------|--------|-------------|----------------|--------|---------|---------|----------|------------|--------|---------------|----------|----------------|--------|--------|
| 2025 | 3,390 | 6,459 | 569 | 90 | 210 | 28 | 117 | 161 | 198 | 129 | 203 | 431 | 190 | 49 | 59 | 17 | 9 | 13 | 2 | 256 | 12,580 | 410 | 5,391 | 5,801 | 18,381 |
| 2026 | 3,183 | 6,594 | 621 | 83 | 150 | 72 | 125 | 136 | 249 | 202 | 269 | 507 | 211 | 80 | 136 | 29 | 10 | 14 | 16 | 197 | 12,884 | 540 | 4,388 | 4,928 | 17,812 |
| Change | -207 | 135 | 52 | -7 | -60 | 44 | 8 | -25 | 51 | 73 | 66 | 76 | 21 | 31 | 77 | 12 | 1 | 1 | 14 | -59 | 304 | 130 | -1,003 | -873 | -569 |
| Change, % | -6.1% | 2.1% | 9.1% | -7.8% | -28.6% | 157.1% | 6.8% | -15.5% | 25.8% | 56.6% | 32.5% | 17.6% | 11.1% | 63.3% | 130.5% | 70.6% | 11.1% | 7.7% | 700.0% | -23.0% | 2.4% | 31.7% | -18.6% | -15.0% | -3.1% |

EL HIERRO

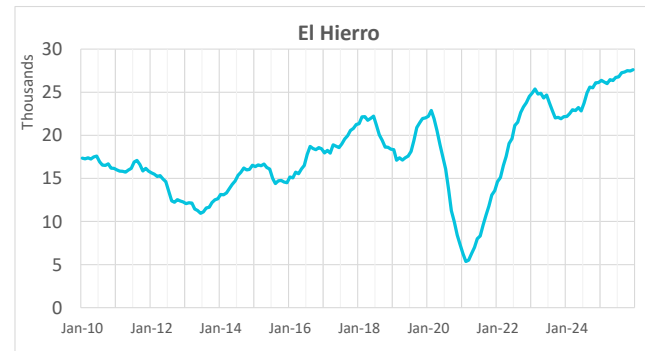
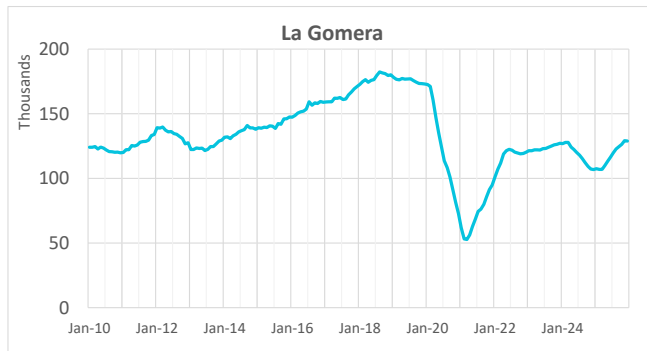
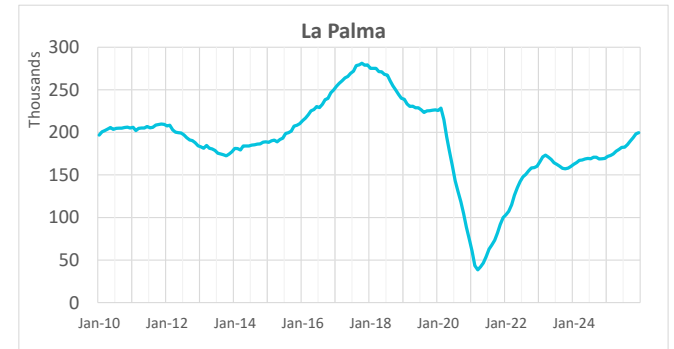
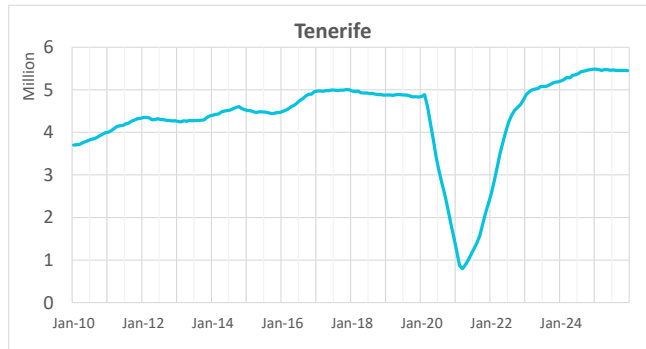
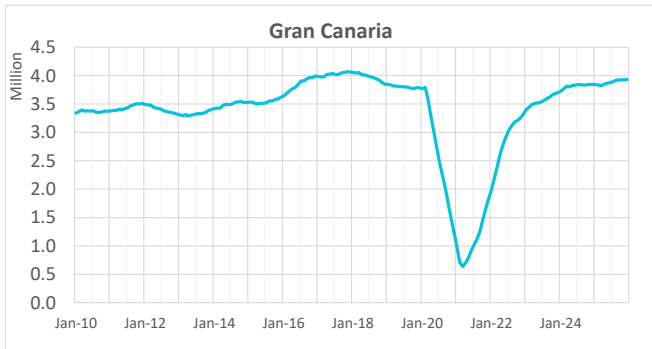
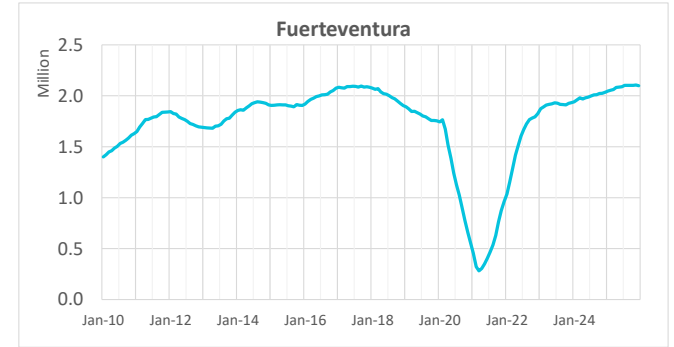
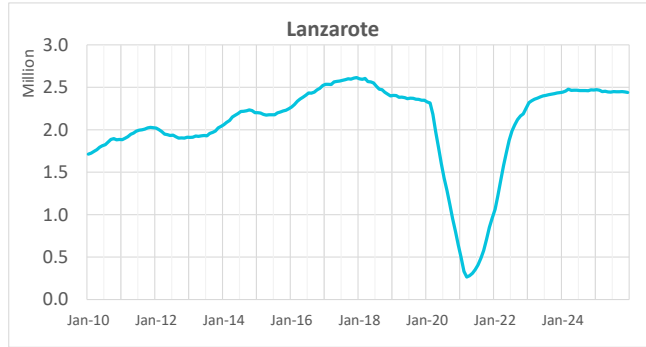
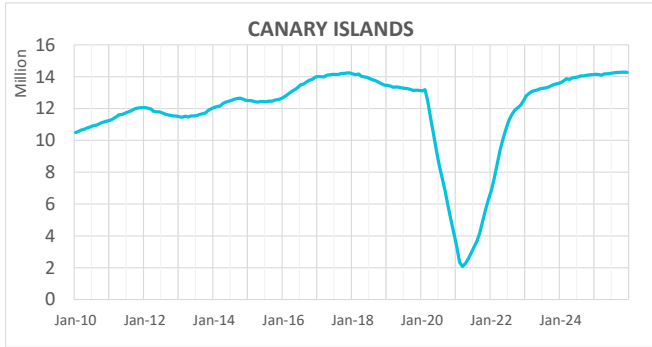
| | UK | Germany | Netherlands | Sweden | Denmark | Finland | Norway | Ireland | Belgium | Italy | Austria | France | Switzerland | Czech Republic | Poland | Hungary | Romania | Portugal | Luxembourg | Others | International | Mainland | Canary Islands | Spain | TOTAL |
|-----------|--------|---------|-------------|--------|---------|---------|--------|---------|---------|-------|---------|--------|-------------|----------------|--------|---------|---------|----------|------------|--------|---------------|----------|----------------|-------|-------|
| 2025 | 35 | 82 | 8 | 7 | 0 | 5 | 4 | 3 | 11 | 18 | 17 | 31 | 17 | 0 | 10 | 0 | 0 | 0 | 0 | 11 | 259 | 227 | 2,529 | 2,756 | 3,015 |
| 2026 | 31 | 121 | 18 | 2 | 2 | 0 | 10 | 2 | 11 | 35 | 3 | 31 | 2 | 8 | 4 | 0 | 0 | 0 | 0 | 15 | 295 | 183 | 2,341 | 2,524 | 2,819 |
| Change | -4 | 39 | 10 | -5 | 2 | -5 | 6 | -1 | 0 | 17 | -14 | 0 | -15 | 8 | -6 | 0 | 0 | 0 | 0 | 4 | 36 | -44 | -188 | -232 | -196 |
| Change, % | -11.4% | 47.6% | 125.0% | -71.4% | -- | -100.0% | 150.0% | -33.3% | 0.0% | 94.4% | -82.4% | 0.0% | -88.2% | -- | -60.0% | -- | -- | -- | -- | 36.4% | 13.9% | -19.4% | -7.4% | -8.4% | -6.5% |

Total guests in tourist accommodation

May 2026



Total guests in the Canary Islands (12-month moving sum)



Total guests in tourist accommodation

May 2026



Total guests in the Canary Islands (12-month moving sum)

