

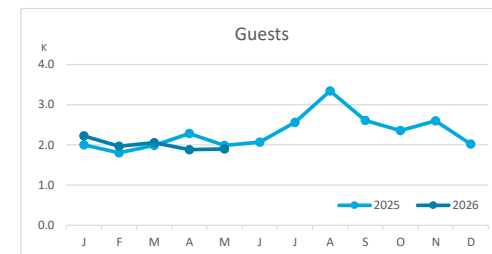
Main tourist accommodation indicators

EL HIERRO (January - May 2026)



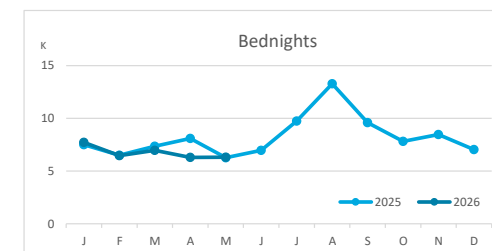
GUESTS BY ACCOMMODATION TYPE (*)

	Breakdown by accommodation type											
	TOTAL				Hotels				Apartments			
	Abroad	Mainland	Canary Islands	Total	Abroad	Mainland	Canary Islands	Total	Abroad	Mainland	Canary Islands	Total
Jan-May25	2,215	1,655	6,188	10,058	1,956	1,428	3,659	7,043	259	227	2,529	3,015
Jan-May26	2,346	1,587	6,093	10,026	2,051	1,404	3,752	7,207	295	183	2,341	2,819
Change	131	-68	-95	-32	95	-24	93	164	36	-44	-188	-196
Change, %	5.9%	-4.1%	-1.5%	-0.3%	4.9%	-1.7%	2.5%	2.3%	13.9%	-19.4%	-7.4%	-6.5%



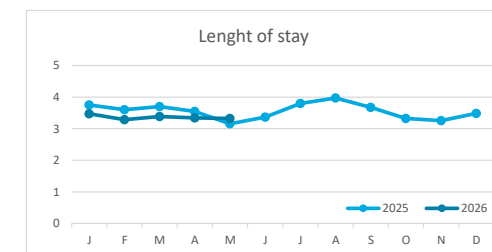
BEDNIGHTS

	Breakdown by accommodation type											
	TOTAL				Hotels				Apartments			
	Abroad	Mainland	Canary Islands	Total	Abroad	Mainland	Canary Islands	Total	Abroad	Mainland	Canary Islands	Total
Jan-May25	10,211	6,633	18,870	35,714	8,261	5,359	9,618	23,238	1,950	1,274	9,252	12,476
Jan-May26	10,297	6,396	17,057	33,750	8,219	5,627	9,272	23,118	2,078	769	7,785	10,632
Change	86	-237	-1,813	-1,964	-42	268	-346	-120	128	-505	-1,467	-1,844
Change, %	0.8%	-3.6%	-9.6%	-5.5%	-0.5%	5.0%	-3.6%	-0.5%	6.6%	-39.6%	-15.9%	-14.8%

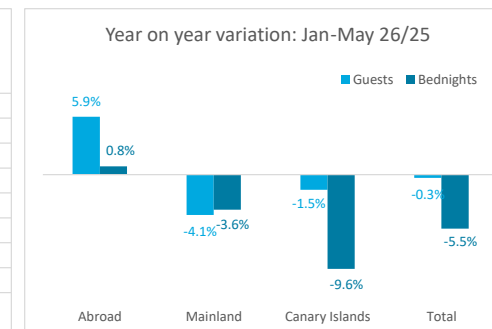
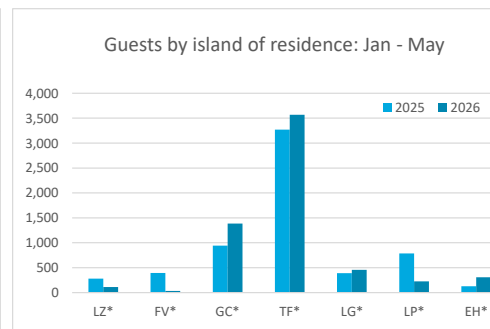
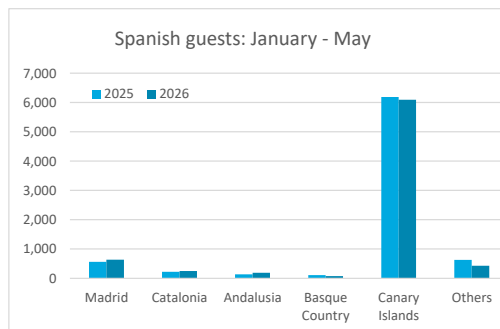
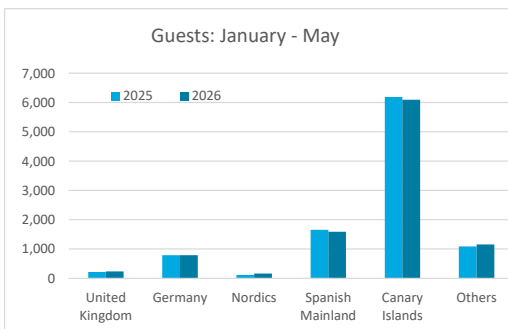


LENGHT OF STAY

	Breakdown by accommodation type											
	TOTAL				Hotels				Apartments			
	Abroad	Mainland	Canary Islands	Total	Abroad	Mainland	Canary Islands	Total	Abroad	Mainland	Canary Islands	Total
Jan-May25	4.6	4.0	3.0	3.6	4.2	3.8	2.6	3.3	7.5	5.6	3.7	4.1
Jan-May26	4.4	4.0	2.8	3.4	4.0	4.0	2.5	3.2	7.0	4.2	3.3	3.8
Change	-0.2	0.0	-0.3	-0.2	-0.2	0.3	-0.2	-0.1	-0.5	-1.4	-0.3	-0.4



GUESTS AND BEDNIGHTS BY PLACE OF RESIDENCE



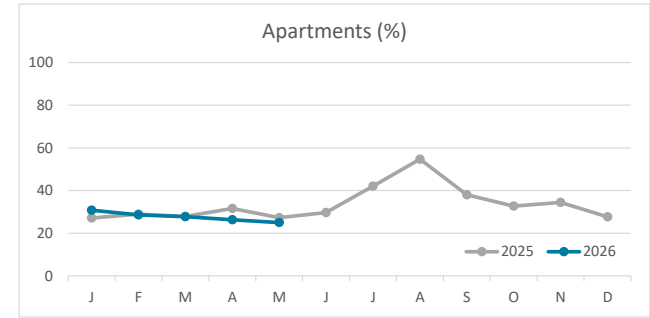
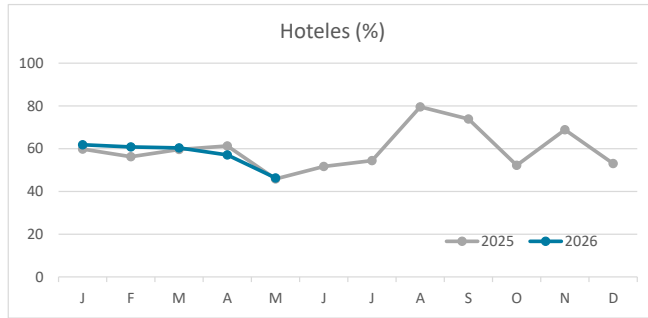
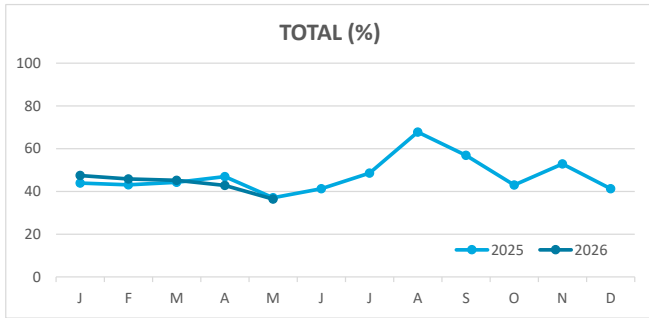
Note: LZ* (Lanzarote), FV* (Fuerteventura), GC* (Gran Canaria), TF* (Tenerife), LG* (La Gomera), LP* (La Palma) and EH* (El Hierro).

Main tourist accommodation indicators

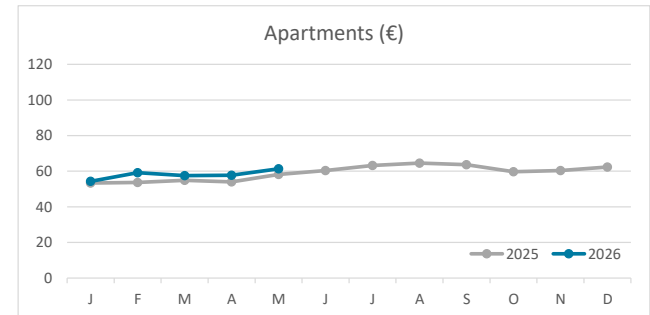
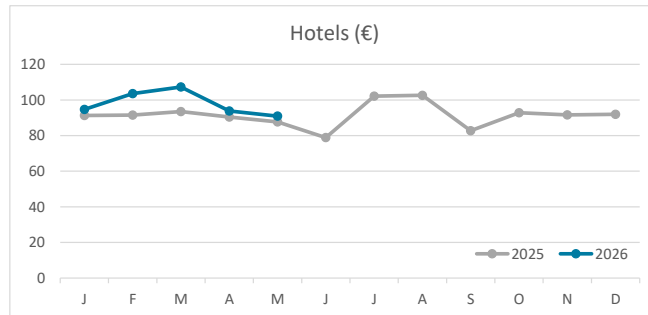
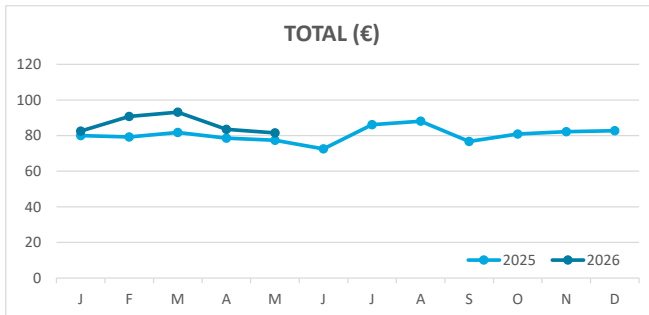
EL HIERRO (January - May 2026)



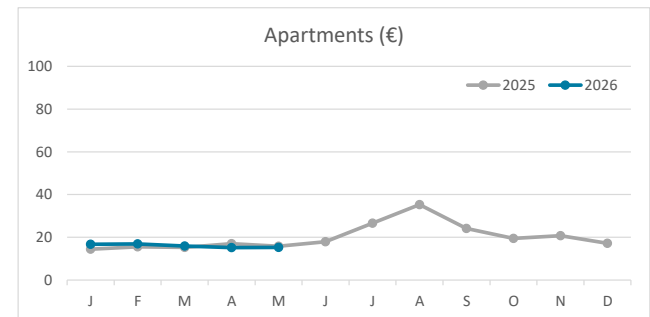
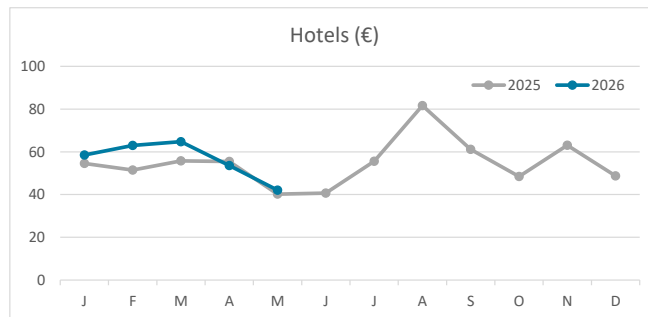
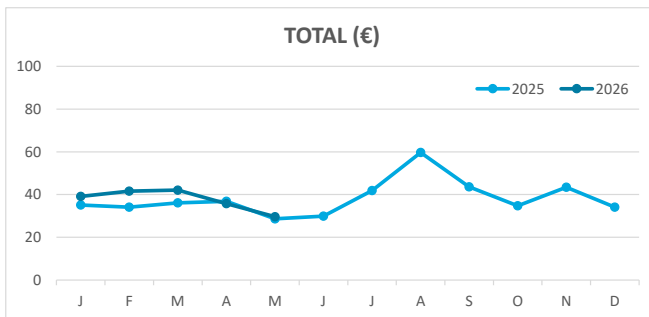
OCCUPANCY RATE PER ROOM / APARTMENT



ADR (Average Daily Rate)



REVPAR (Revenue Per Available Room)



Note: "Guests indicator" refers to number of guests checking in as new arrivals.
 Source: Encuestas de Alojamiento Turístico (ISTAC)