


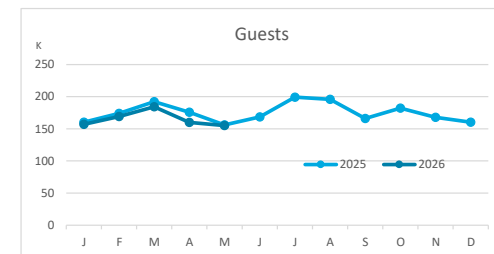
# Main tourist accommodation indicators

## FUERTEVENTURA (January - May 2026)



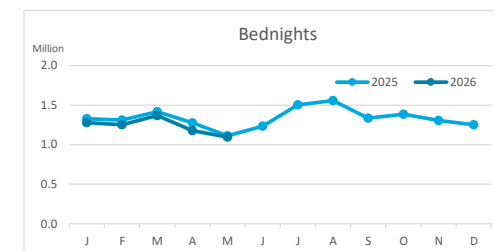
### GUESTS BY ACCOMMODATION TYPE (\*)

	TOTAL				Breakdown by accommodation type							
					Hotels				Apartments			
	Abroad	Mainland	Canary Islands	Total	Abroad	Mainland	Canary Islands	Total	Abroad	Mainland	Canary Islands	Total
Jan-May25	775,488	52,200	30,665	<b>858,353</b>	693,209	45,369	23,505	<b>762,083</b>	82,279	6,831	7,160	<b>96,270</b>
Jan-May26	738,627	54,853	31,976	<b>825,456</b>	655,649	50,020	26,183	<b>731,852</b>	82,978	4,833	5,793	<b>93,604</b>
Change	-36,861	2,653	1,311	<b>-32,897</b>	-37,560	4,651	2,678	<b>-30,231</b>	699	-1,998	-1,367	<b>-2,666</b>
Change, %	-4.8%	5.1%	4.3%	<b>-3.8%</b>	-5.4%	10.3%	11.4%	<b>-4.0%</b>	0.8%	-29.2%	-19.1%	<b>-2.8%</b>



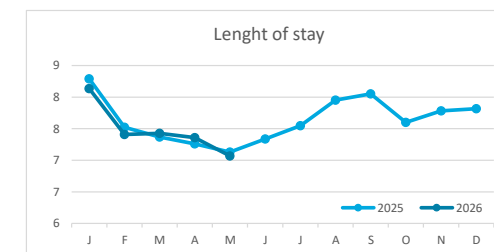
### BEDNIGHTS

	TOTAL				Breakdown by accommodation type							
					Hotels				Apartments			
	Abroad	Mainland	Canary Islands	Total	Abroad	Mainland	Canary Islands	Total	Abroad	Mainland	Canary Islands	Total
Jan-May25	6,068,525	270,792	103,639	<b>6,442,956</b>	5,316,174	228,105	74,943	<b>5,619,222</b>	752,351	42,687	28,696	<b>823,734</b>
Jan-May26	5,730,835	321,537	119,463	<b>6,171,835</b>	5,012,339	296,188	92,606	<b>5,401,133</b>	718,496	25,349	26,857	<b>770,702</b>
Change	-337,690	50,745	15,824	<b>-271,121</b>	-303,835	68,083	17,663	<b>-218,089</b>	-33,855	-17,338	-1,839	<b>-53,032</b>
Change, %	-5.6%	18.7%	15.3%	<b>-4.2%</b>	-5.7%	29.8%	23.6%	<b>-3.9%</b>	-4.5%	-40.6%	-6.4%	<b>-6.4%</b>

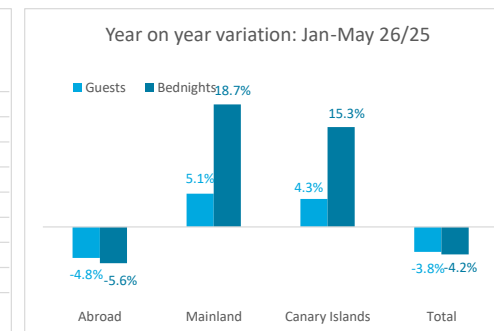
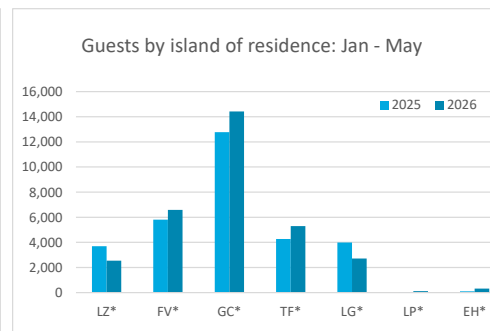
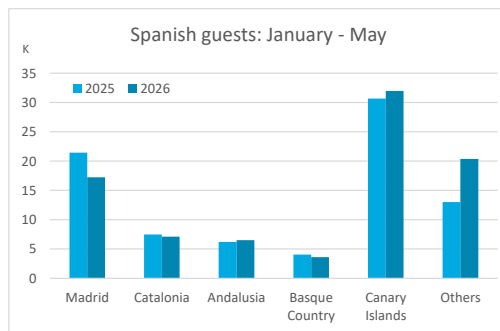
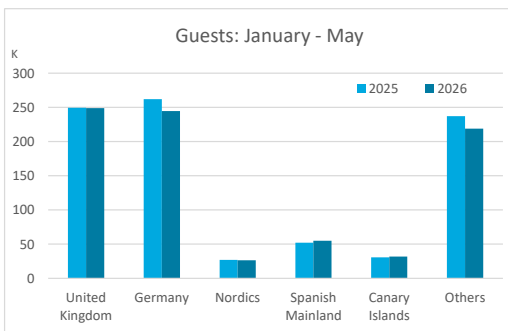


### LENGHT OF STAY

	TOTAL				Breakdown by accommodation type							
					Hotels				Apartments			
	Abroad	Mainland	Canary Islands	Total	Abroad	Mainland	Canary Islands	Total	Abroad	Mainland	Canary Islands	Total
Jan-May25	7.8	5.2	3.4	<b>7.5</b>	7.7	5.0	3.2	<b>7.4</b>	9.1	6.2	4.0	<b>8.6</b>
Jan-May26	7.8	5.9	3.7	<b>7.5</b>	7.6	5.9	3.5	<b>7.4</b>	8.7	5.2	4.6	<b>8.2</b>
Change	-0.1	0.7	0.4	<b>0.0</b>	0.0	0.9	0.3	<b>0.0</b>	-0.5	-1.0	0.6	<b>-0.3</b>




### GUESTS AND BEDNIGHTS BY PLACE OF RESIDENCE



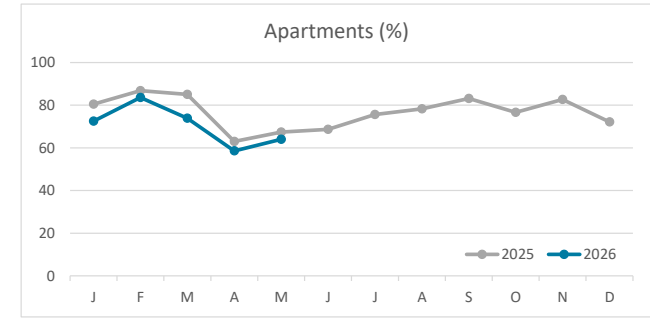
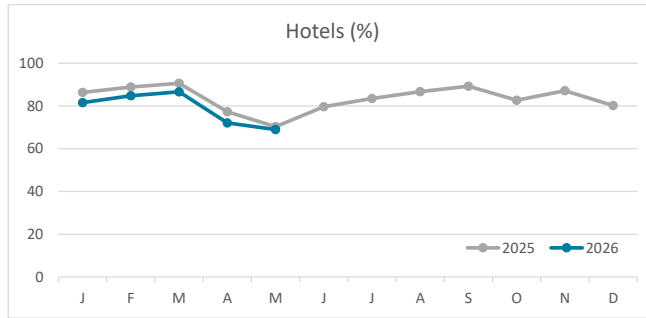
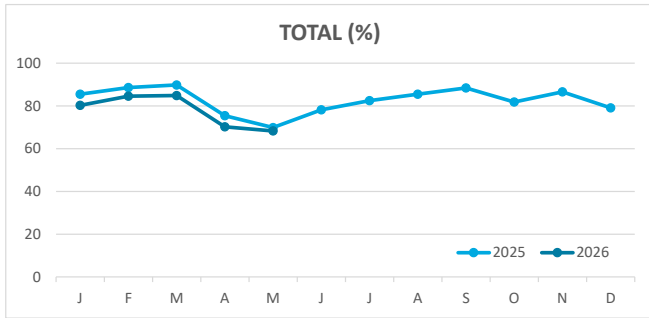
Note: LZ\* (Lanzarote), FV\* (Fuerteventura), GC\* (Gran Canaria), TF\* (Tenerife), LG\* (La Gomera), LP\* (La Palma) and EH\* (El Hierro).

# Main tourist accommodation indicators

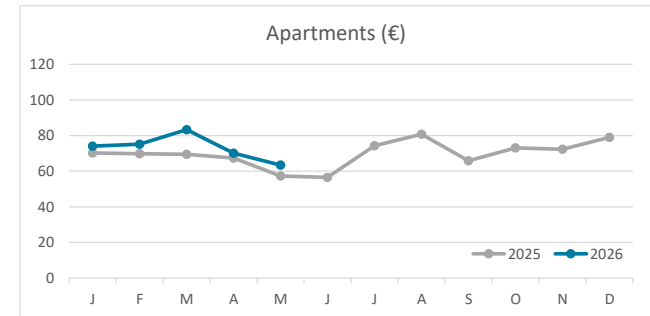
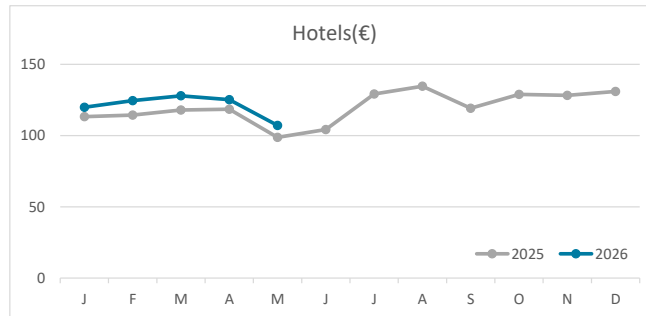
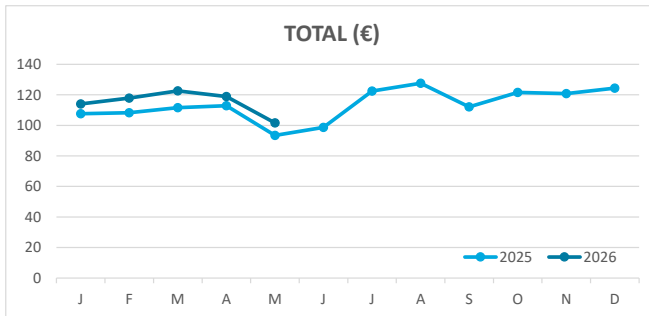
## FUERTEVENTURA (January - May 2026)



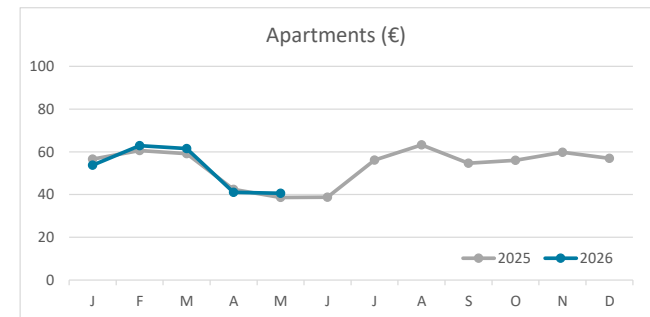
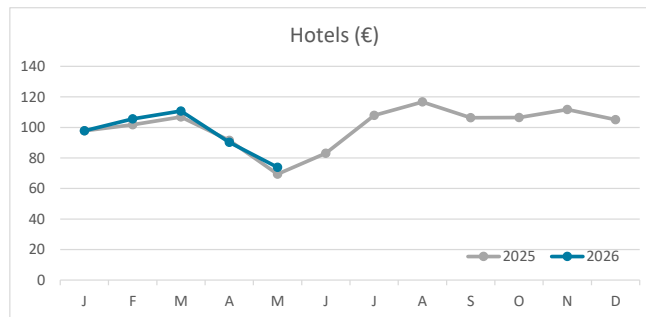
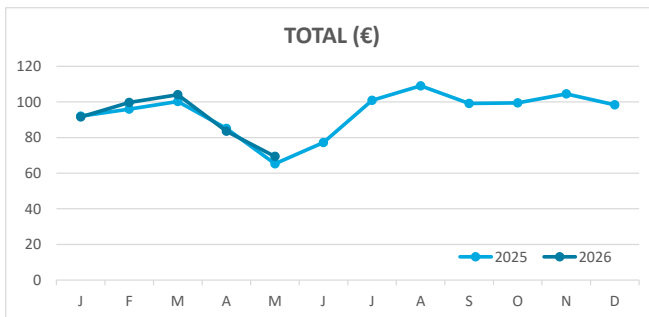
### OCCUPANCY RATE PER ROOM / APARTMENT



### ADR (Average Daily Rate)



### REVPAR (Revenue Per Available Room)



Note: "Guests indicator" refers to number of guests checking in as new arrivals.  
 Source: Encuestas de Alojamiento Turístico (ISTAC)