


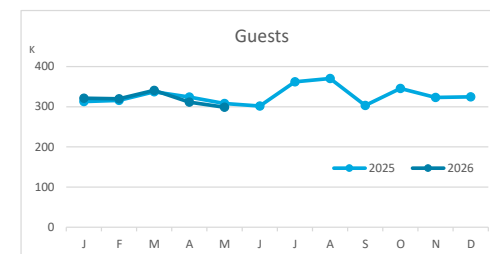
Main tourist accommodation indicators

GRAN CANARIA (January - May 2026)



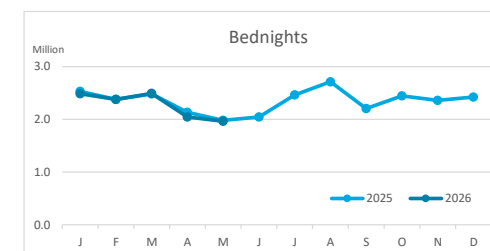
GUESTS BY ACCOMMODATION TYPE (*)

| | TOTAL | | | | Breakdown by accommodation type | | | | | | | |
|-----------|-----------|----------------|----------------|------------------|---------------------------------|----------------|----------------|------------------|---------------|---------------|----------------|----------------|
| | | | | | Hotels | | | | Apartments | | | |
| | Abroad | Mainland | Canary Islands | Total | Abroad | Mainland | Canary Islands | Total | Abroad | Mainland | Canary Islands | Total |
| Jan-May25 | 1,291,256 | 140,345 | 166,584 | 1,598,185 | 975,832 | 121,812 | 122,318 | 1,219,962 | 315,424 | 18,533 | 44,266 | 378,223 |
| Jan-May26 | 1,315,609 | 126,932 | 149,561 | 1,592,102 | 1,002,218 | 110,338 | 107,111 | 1,219,667 | 313,391 | 16,594 | 42,450 | 372,435 |
| Change | 24,353 | -13,413 | -17,023 | -6,083 | 26,386 | -11,474 | -15,207 | -295 | -2,033 | -1,939 | -1,816 | -5,788 |
| Change, % | 1.9% | -9.6% | -10.2% | -0.4% | 2.7% | -9.4% | -12.4% | 0.0% | -0.6% | -10.5% | -4.1% | -1.5% |



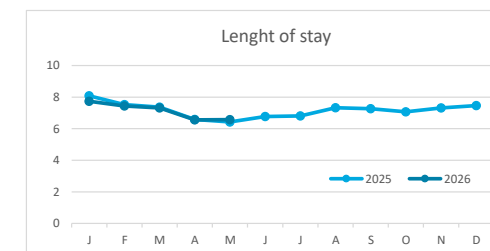
BEDNIGHTS

| | TOTAL | | | | Breakdown by accommodation type | | | | | | | |
|-----------|-------------|----------------|----------------|-------------------|---------------------------------|----------------|----------------|------------------|-----------------|----------------|----------------|------------------|
| | | | | | Hotels | | | | Apartments | | | |
| | Abroad | Mainland | Canary Islands | Total | Abroad | Mainland | Canary Islands | Total | Abroad | Mainland | Canary Islands | Total |
| Jan-May25 | 10,382,811 | 581,225 | 537,707 | 11,501,743 | 7,263,642 | 482,036 | 348,994 | 8,094,672 | 3,119,169 | 99,189 | 188,713 | 3,407,071 |
| Jan-May26 | 10,382,510 | 511,515 | 467,982 | 11,362,007 | 7,395,670 | 423,387 | 309,399 | 8,128,456 | 2,986,840 | 88,128 | 158,583 | 3,233,551 |
| Change | -301 | -69,710 | -69,725 | -139,736 | 132,028 | -58,649 | -39,595 | 33,784 | -132,329 | -11,061 | -30,130 | -173,520 |
| Change, % | 0.0% | -12.0% | -13.0% | -1.2% | 1.8% | -12.2% | -11.3% | 0.4% | -4.2% | -11.2% | -16.0% | -5.1% |

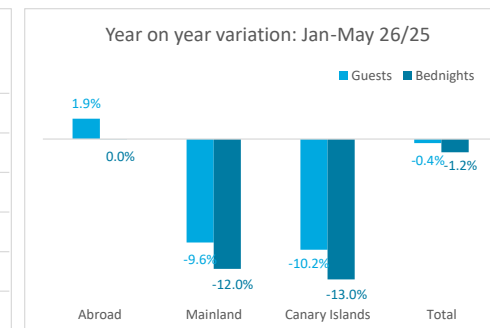
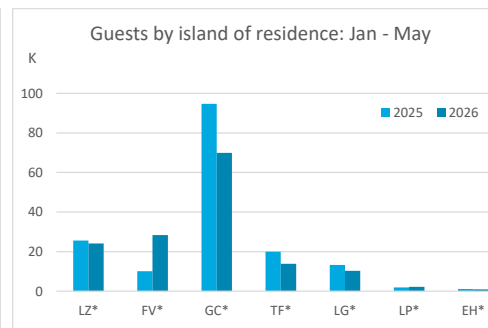
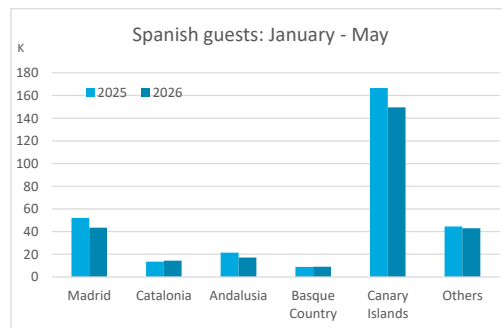
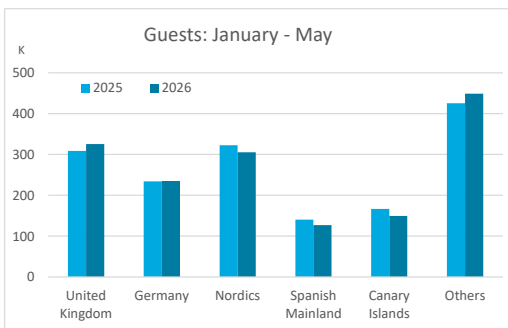


LENGHT OF STAY

| | TOTAL | | | | Breakdown by accommodation type | | | | | | | |
|-----------|-------------|-------------|----------------|-------------|---------------------------------|-------------|----------------|------------|-------------|------------|----------------|-------------|
| | | | | | Hotels | | | | Apartments | | | |
| | Abroad | Mainland | Canary Islands | Total | Abroad | Mainland | Canary Islands | Total | Abroad | Mainland | Canary Islands | Total |
| Jan-May25 | 8.0 | 4.1 | 3.2 | 7.2 | 7.4 | 4.0 | 2.9 | 6.6 | 9.9 | 5.4 | 4.3 | 9.0 |
| Jan-May26 | 7.9 | 4.0 | 3.1 | 7.1 | 7.4 | 3.8 | 2.9 | 6.7 | 9.5 | 5.3 | 3.7 | 8.7 |
| Change | -0.1 | -0.1 | -0.1 | -0.1 | -0.1 | -0.1 | 0.0 | 0.0 | -0.4 | 0.0 | -0.5 | -0.3 |



GUESTS AND BEDNIGHTS BY PLACE OF RESIDENCE

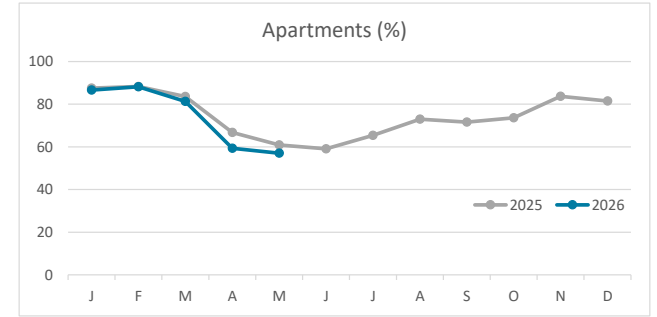
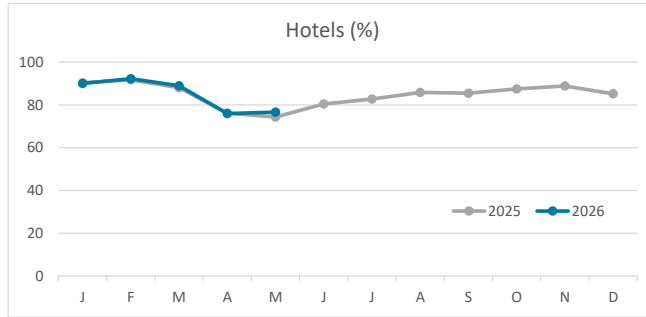
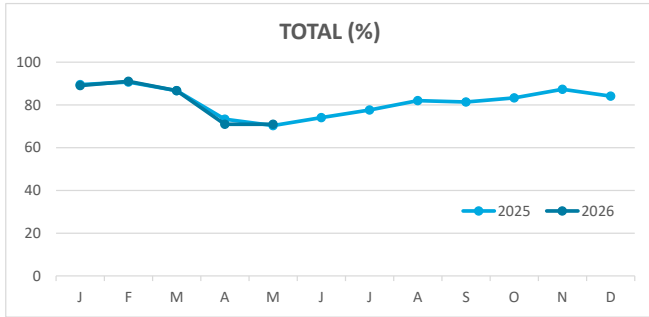


Note: LZ* (Lanzarote), FV* (Fuerteventura), GC* (Gran Canaria), TF* (Tenerife), LG* (La Gomera), LP* (La Palma) and EH* (El Hierro).

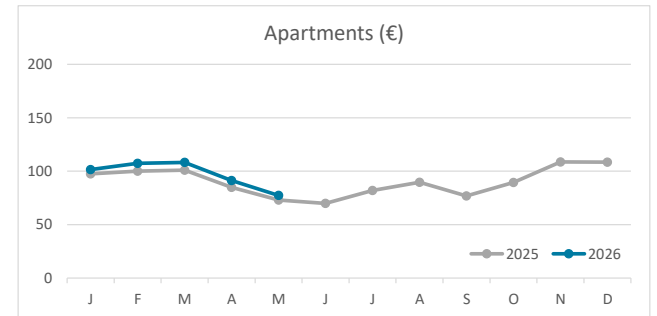
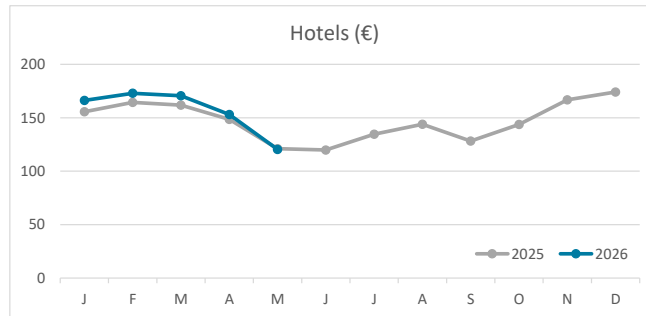
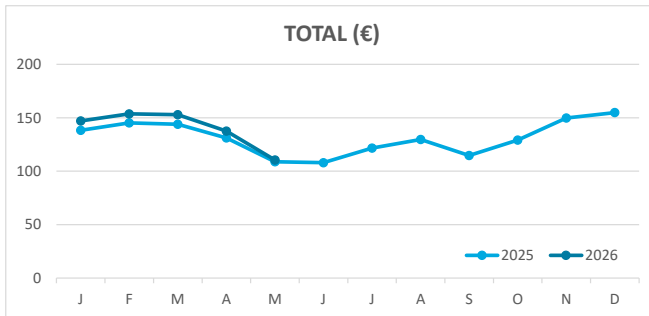
Main tourist accommodation indicators GRAN CANARIA (January - May 2026)



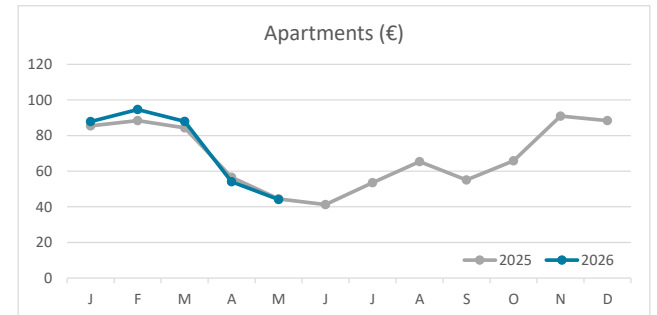
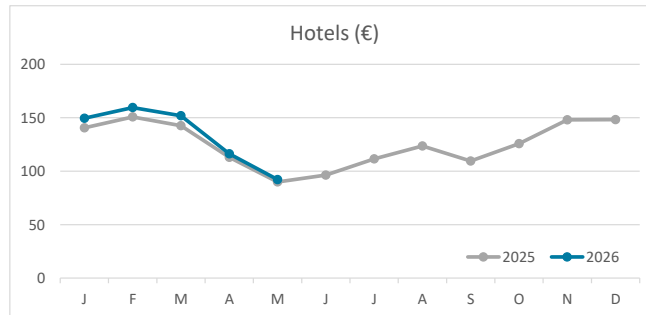
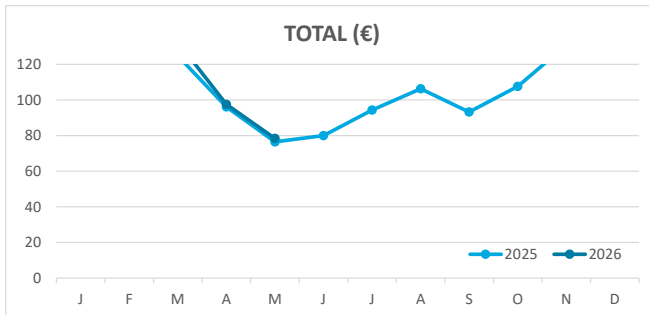
OCCUPANCY RATE PER ROOM / APARTMENT



ADR (Average Daily Rate)



REVPAR (Revenue Per Available Room)



Note: "Guests indicator" refers to number of guests checking in as new arrivals.
Source: Encuestas de Alojamiento Turístico (ISTAC)