


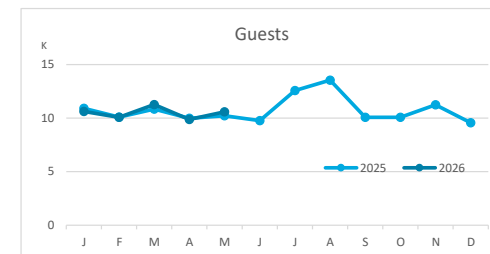
Main tourist accommodation indicators

LA GOMERA (January - May 2026)



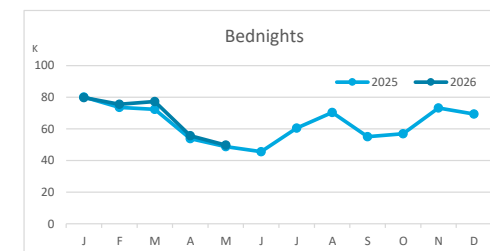
GUESTS BY ACCOMMODATION TYPE (*)

	Breakdown by accommodation type												
	TOTAL				Hotels				Apartments				
	Abroad	Mainland	Canary Islands	Total	Abroad	Mainland	Canary Islands	Total	Abroad	Mainland	Canary Islands	Total	
Jan-May25	35,073	1,809	15,177	52,059	22,493	1,399	9,786	33,678	12,580	410	5,391	18,381	
Jan-May26	36,619	2,172	13,634	52,425	23,735	1,632	9,246	34,613	12,884	540	4,388	17,812	
Change	1,546	363	-1,543	366	1,242	233	-540	935	304	130	-1,003	-569	
Change, %	4.4%	20.1%	-10.2%	0.7%	5.5%	16.7%	-5.5%	2.8%	2.4%	31.7%	-18.6%	-3.1%	



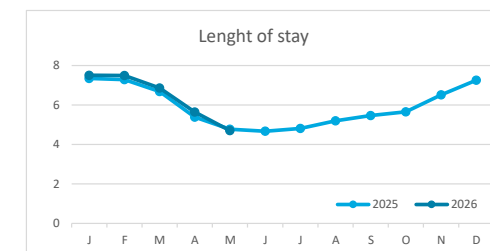
BEDNIGHTS

	Breakdown by accommodation type												
	TOTAL				Hotels				Apartments				
	Abroad	Mainland	Canary Islands	Total	Abroad	Mainland	Canary Islands	Total	Abroad	Mainland	Canary Islands	Total	
Jan-May25	279,374	5,843	43,558	328,775	146,312	4,469	20,685	171,466	133,062	1,374	22,873	157,309	
Jan-May26	294,855	7,185	36,111	338,151	150,494	5,028	19,732	175,254	144,361	2,157	16,379	162,897	
Change	15,481	1,342	-7,447	9,376	4,182	559	-953	3,788	11,299	783	-6,494	5,588	
Change, %	5.5%	23.0%	-17.1%	2.9%	2.9%	12.5%	-4.6%	2.2%	8.5%	57.0%	-28.4%	3.6%	

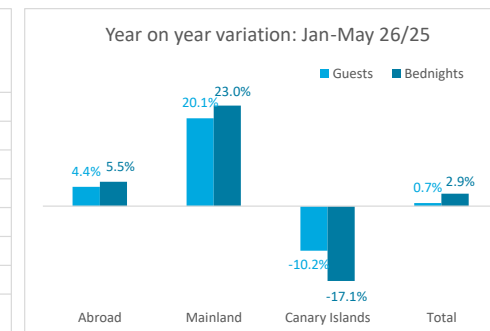
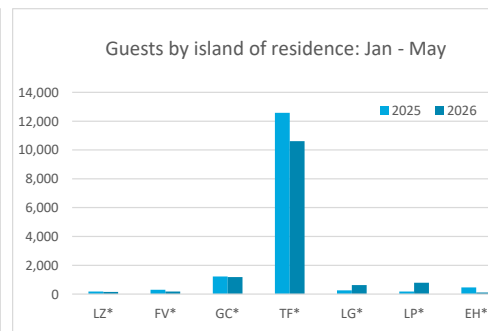
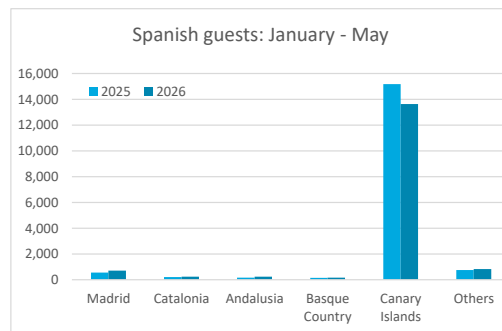
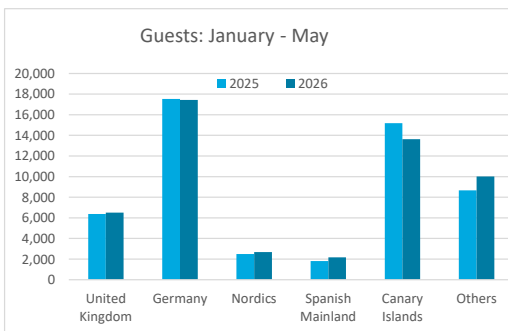


LENGHT OF STAY

	Breakdown by accommodation type												
	TOTAL				Hotels				Apartments				
	Abroad	Mainland	Canary Islands	Total	Abroad	Mainland	Canary Islands	Total	Abroad	Mainland	Canary Islands	Total	
Jan-May25	8.0	3.2	2.9	6.3	6.5	3.2	2.1	5.1	10.6	3.4	4.2	8.6	
Jan-May26	8.1	3.3	2.6	6.5	6.3	3.1	2.1	5.1	11.2	4.0	3.7	9.1	
Change	0.1	0.1	-0.2	0.1	-0.2	-0.1	0.0	0.0	0.6	0.6	-0.5	0.6	



GUESTS AND BEDNIGHTS BY PLACE OF RESIDENCE



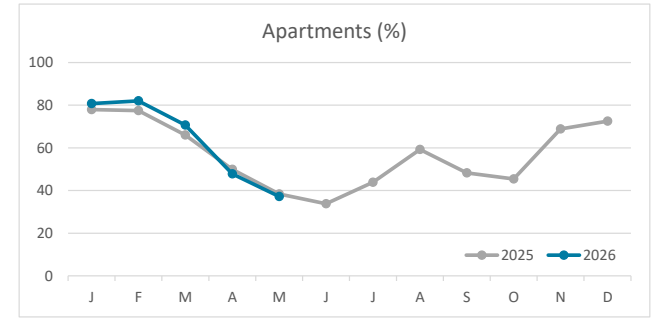
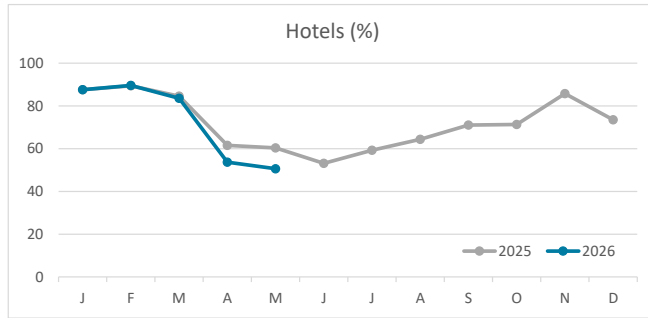
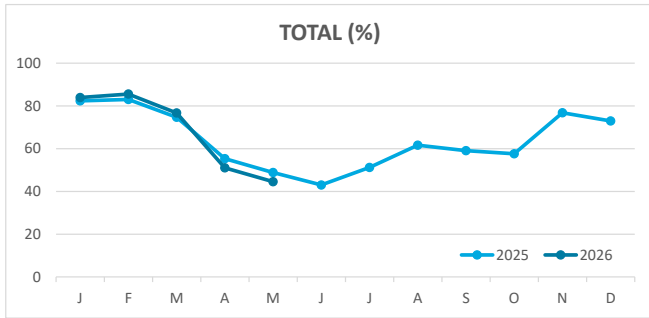
Note: LZ* (Lanzarote), FV* (Fuerteventura), GC* (Gran Canaria), TF* (Tenerife), LG* (La Gomera), LP* (La Palma) and EH* (El Hierro).

Main tourist accommodation indicators

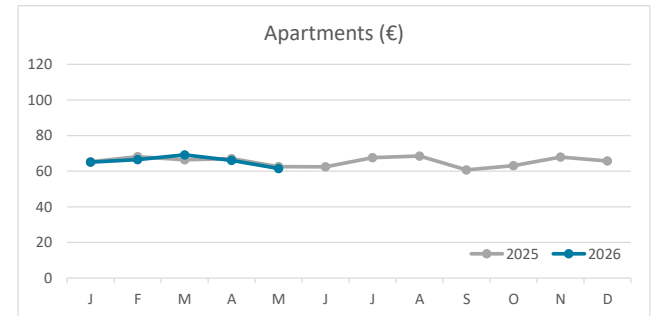
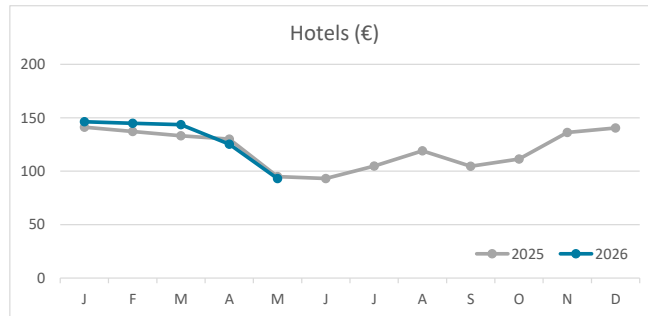
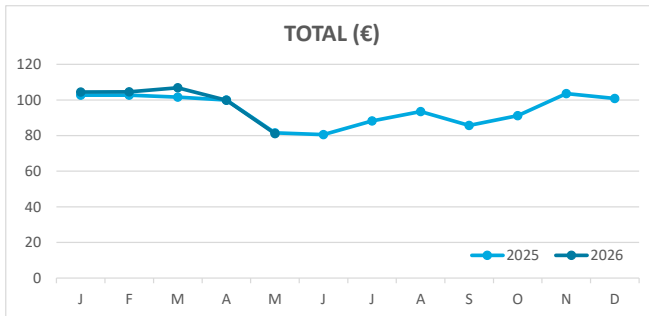
LA GOMERA (January - May 2026)



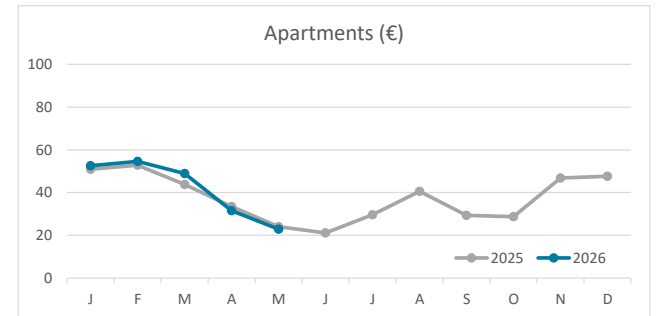
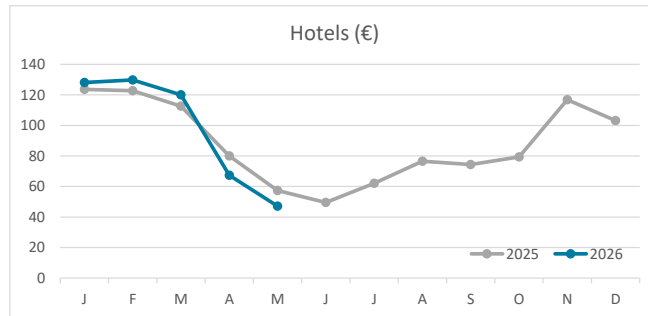
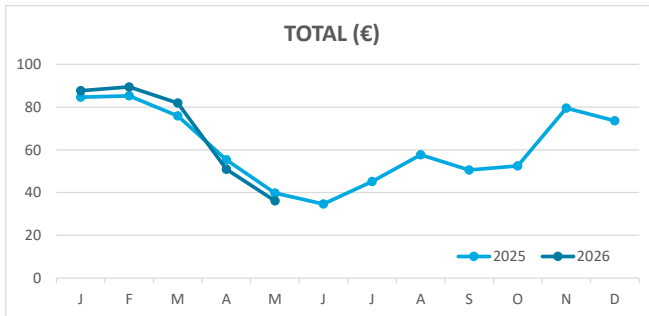
OCCUPANCY RATE PER ROOM / APARTMENT



ADR (Average Daily Rate)



REVPAR (Revenue Per Available Room)



Note: "Guests indicator" refers to number of guests checking in as new arrivals.
 Source: Encuestas de Alojamiento Turístico (ISTAC)