

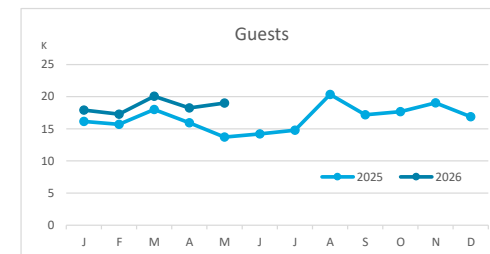
Main tourist accommodation indicators

LA PALMA (January - May 2026)



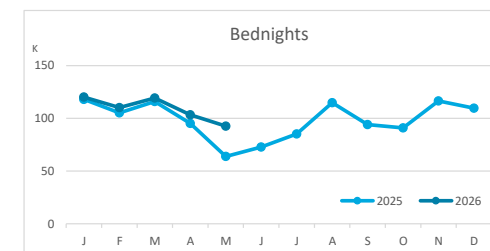
GUESTS BY ACCOMMODATION TYPE (*)

	Breakdown by accommodation type											
	TOTAL				Hotels				Apartments			
	Abroad	Mainland	Canary Islands	Total	Abroad	Mainland	Canary Islands	Total	Abroad	Mainland	Canary Islands	Total
Jan-May25	49,216	15,859	14,422	79,497	37,388	13,884	9,189	60,461	11,828	1,975	5,233	19,036
Jan-May26	54,955	18,997	18,553	92,505	41,404	17,174	12,478	71,056	13,551	1,823	6,075	21,449
Change	5,739	3,138	4,131	13,008	4,016	3,290	3,289	10,595	1,723	-152	842	2,413
Change, %	11.7%	19.8%	28.6%	16.4%	10.7%	23.7%	35.8%	17.5%	14.6%	-7.7%	16.1%	12.7%



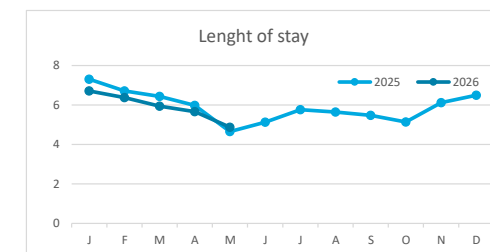
BEDNIGHTS

	Breakdown by accommodation type											
	TOTAL				Hotels				Apartments			
	Abroad	Mainland	Canary Islands	Total	Abroad	Mainland	Canary Islands	Total	Abroad	Mainland	Canary Islands	Total
Jan-May25	396,573	61,947	39,790	498,310	271,160	52,003	23,220	346,383	125,413	9,944	16,570	151,927
Jan-May26	421,805	73,983	49,868	545,656	283,834	65,616	30,831	380,281	137,971	8,367	19,037	165,375
Change	25,232	12,036	10,078	47,346	12,674	13,613	7,611	33,898	12,558	-1,577	2,467	13,448
Change, %	6.4%	19.4%	25.3%	9.5%	4.7%	26.2%	32.8%	9.8%	10.0%	-15.9%	14.9%	8.9%

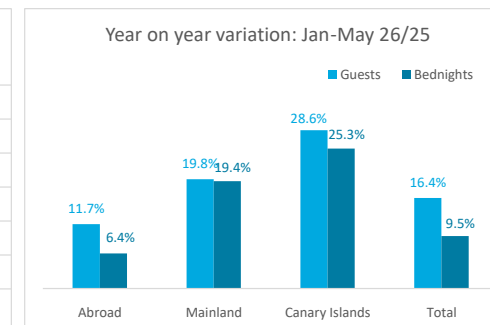
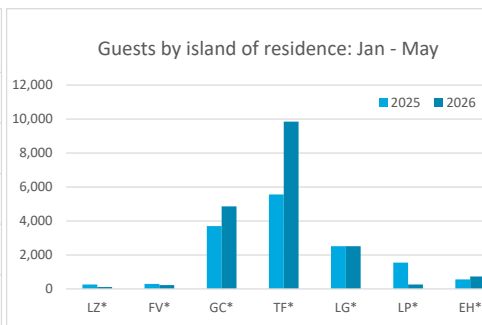
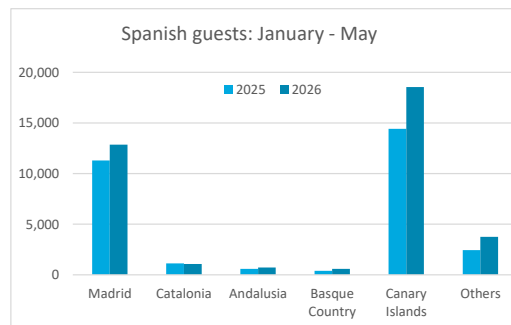
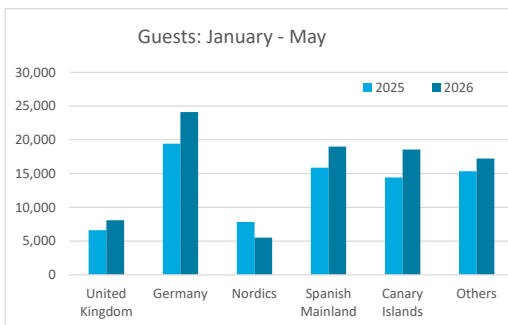


LENGHT OF STAY

	Breakdown by accommodation type											
	TOTAL				Hotels				Apartments			
	Abroad	Mainland	Canary Islands	Total	Abroad	Mainland	Canary Islands	Total	Abroad	Mainland	Canary Islands	Total
Jan-May25	8.1	3.9	2.8	6.3	7.3	3.7	2.5	5.7	10.6	5.0	3.2	8.0
Jan-May26	7.7	3.9	2.7	5.9	6.9	3.8	2.5	5.4	10.2	4.6	3.1	7.7
Change	-0.4	0.0	-0.1	-0.4	-0.4	0.1	-0.1	-0.4	-0.4	-0.4	0.0	-0.3




GUESTS AND BEDNIGHTS BY PLACE OF RESIDENCE



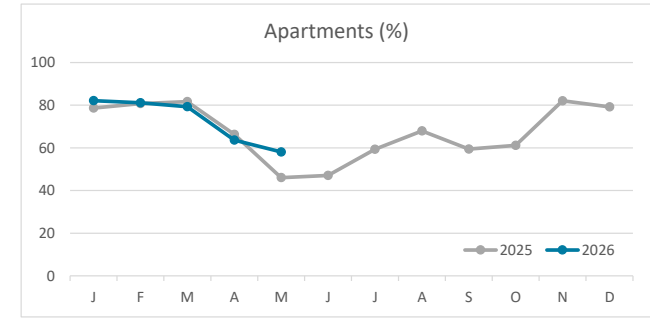
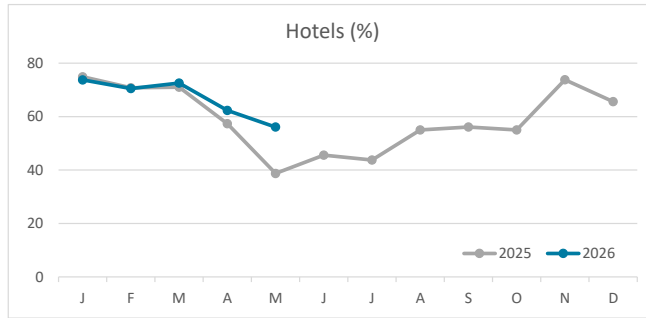
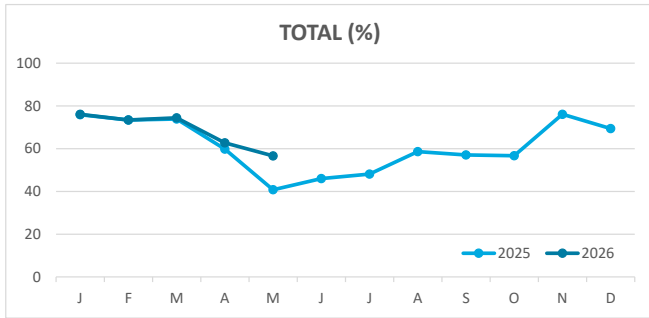
Note: LZ* (Lanzarote), FV* (Fuerteventura), GC* (Gran Canaria), TF* (Tenerife), LG* (La Gomera), LP* (La Palma) and EH* (El Hierro).

Main tourist accommodation indicators

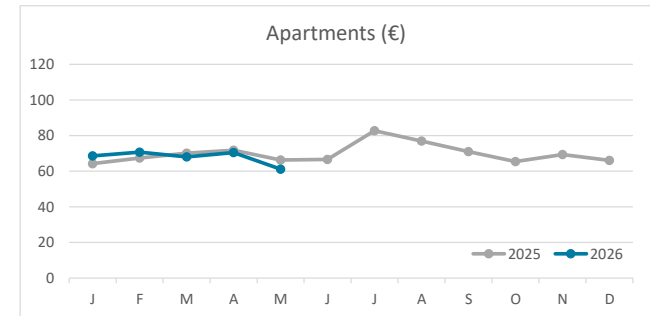
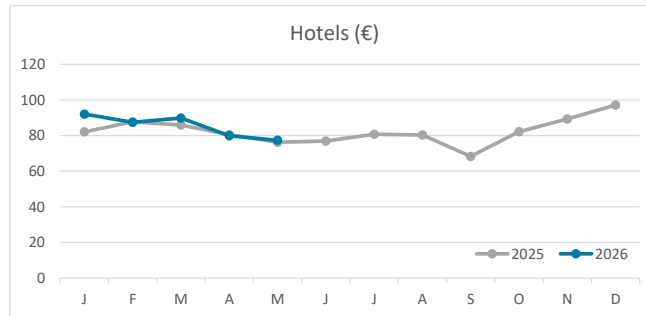
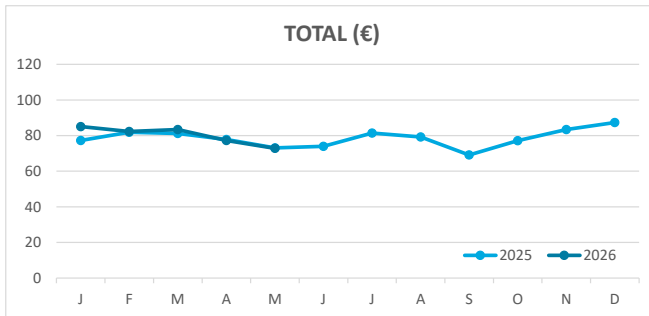
LA PALMA (January - May 2026)



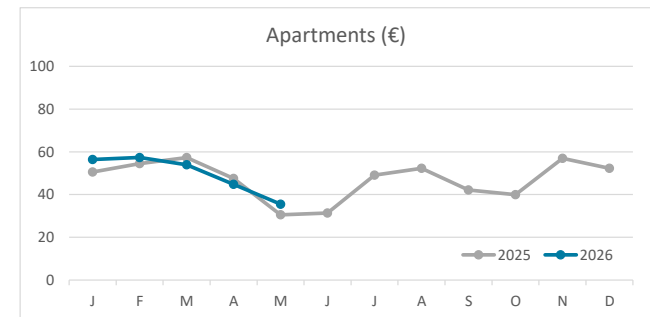
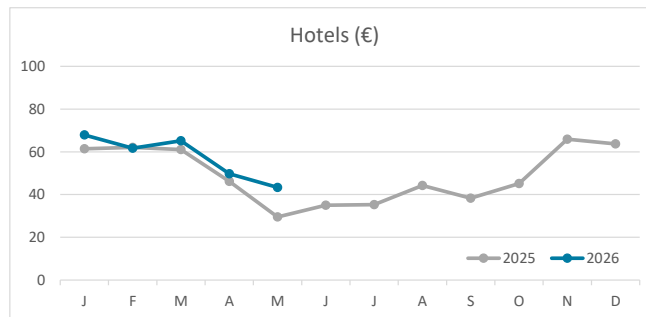
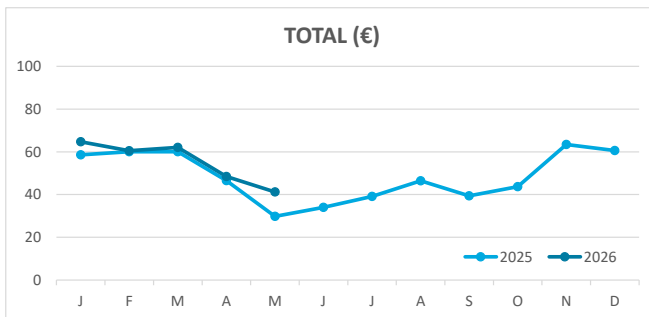
OCCUPANCY RATE PER ROOM / APARTMENT



ADR (Average Daily Rate)



REVPAR (Revenue Per Available Room)



Note: "Guests indicator" refers to number of guests checking in as new arrivals.
 Source: Encuestas de Alojamiento Turístico (ISTAC)