

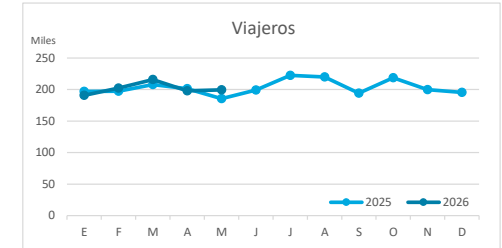
# Principales indicadores de alojamiento turístico

## LANZAROTE (a mayo de 2026)



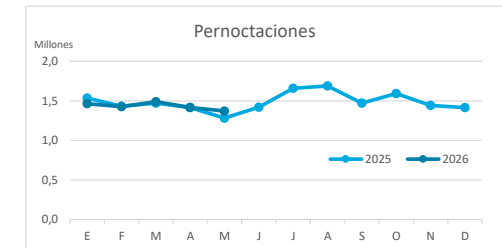
### VIAJEROS EN ALOJAMIENTO TURÍSTICO

|           | TOTAL       |              |          |                  | Detalle según tipo de alojamiento |              |          |                |               |              |          |                |
|-----------|-------------|--------------|----------|------------------|-----------------------------------|--------------|----------|----------------|---------------|--------------|----------|----------------|
|           |             |              |          |                  | Hotelero                          |              |          |                | Extrahotelero |              |          |                |
|           | Extranjeros | Peninsulares | Canarios | Total            | Extranjeros                       | Peninsulares | Canarios | Total          | Extranjeros   | Peninsulares | Canarios | Total          |
| ene-may25 | 879.428     | 78.987       | 30.734   | <b>989.149</b>   | 624.543                           | 65.836       | 20.993   | <b>711.372</b> | 254.885       | 13.151       | 9.741    | <b>277.777</b> |
| ene-may26 | 905.550     | 72.690       | 27.809   | <b>1.006.049</b> | 643.106                           | 58.503       | 20.761   | <b>722.370</b> | 262.444       | 14.187       | 7.048    | <b>283.679</b> |
| Dif       | 26.122      | -6.297       | -2.925   | <b>16.900</b>    | 18.563                            | -7.333       | -232     | <b>10.998</b>  | 7.559         | 1.036        | -2.693   | <b>5.902</b>   |
| Dif, %    | 3,0%        | -8,0%        | -9,5%    | <b>1,7%</b>      | 3,0%                              | -11,1%       | -1,1%    | <b>1,5%</b>    | 3,0%          | 7,9%         | -27,6%   | <b>2,1%</b>    |



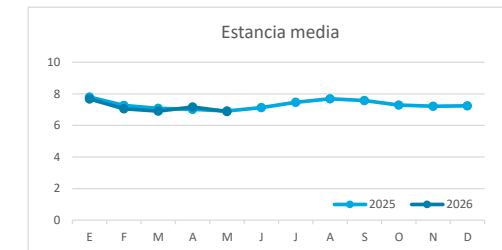
### PERNOCTACIONES

|           | TOTAL       |              |          |                  | Detalle según tipo de alojamiento |              |          |                  |               |              |          |                  |
|-----------|-------------|--------------|----------|------------------|-----------------------------------|--------------|----------|------------------|---------------|--------------|----------|------------------|
|           |             |              |          |                  | Hotelero                          |              |          |                  | Extrahotelero |              |          |                  |
|           | Extranjeros | Peninsulares | Canarios | Total            | Extranjeros                       | Peninsulares | Canarios | Total            | Extranjeros   | Peninsulares | Canarios | Total            |
| ene-may25 | 6.614.913   | 425.370      | 98.439   | <b>7.138.722</b> | 4.526.167                         | 343.180      | 55.714   | <b>4.925.061</b> | 2.088.746     | 82.190       | 42.725   | <b>2.213.661</b> |
| ene-may26 | 6.700.242   | 378.479      | 92.751   | <b>7.171.472</b> | 4.569.171                         | 302.972      | 67.847   | <b>4.939.990</b> | 2.131.071     | 75.507       | 24.904   | <b>2.231.482</b> |
| Dif       | 85.329      | -46.891      | -5.688   | <b>32.750</b>    | 43.004                            | -40.208      | 12.133   | <b>14.929</b>    | 42.325        | -6.683       | -17.821  | <b>17.821</b>    |
| Dif, %    | 1,3%        | -11,0%       | -5,8%    | <b>0,5%</b>      | 1,0%                              | -11,7%       | 21,8%    | <b>0,3%</b>      | 2,0%          | -8,1%        | -41,7%   | <b>0,8%</b>      |

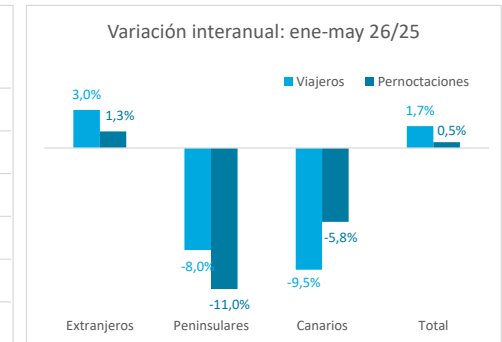
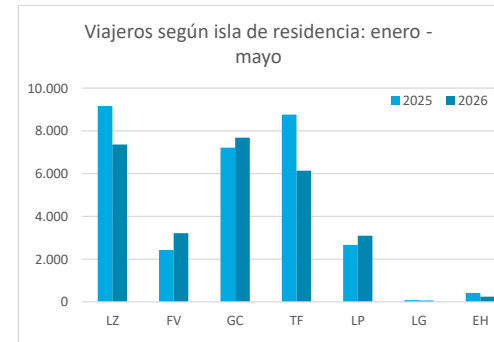
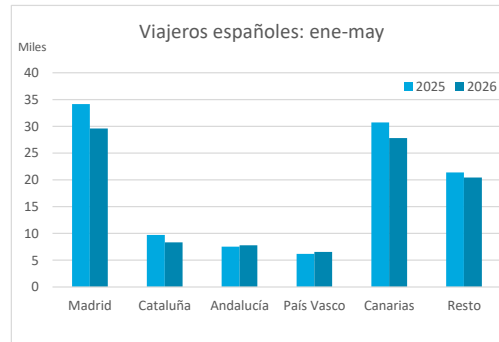
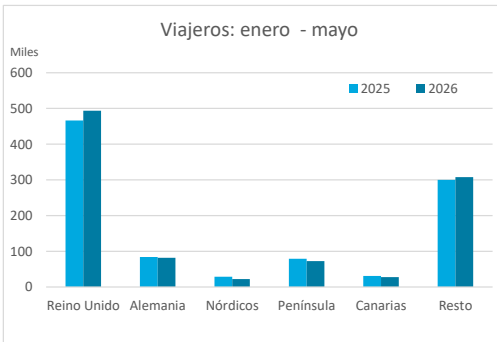


### ESTANCIA MEDIA

|           | TOTAL       |              |          |             | Detalle según tipo de alojamiento |              |          |             |               |              |          |             |
|-----------|-------------|--------------|----------|-------------|-----------------------------------|--------------|----------|-------------|---------------|--------------|----------|-------------|
|           |             |              |          |             | Hotelero                          |              |          |             | Extrahotelero |              |          |             |
|           | Extranjeros | Peninsulares | Canarios | Total       | Extranjeros                       | Peninsulares | Canarios | Total       | Extranjeros   | Peninsulares | Canarios | Total       |
| ene-may25 | 7,5         | 5,4          | 3,2      | <b>7,2</b>  | 7,2                               | 5,2          | 2,7      | <b>6,9</b>  | 8,2           | 6,2          | 4,4      | <b>8,0</b>  |
| ene-may26 | 7,4         | 5,2          | 3,3      | <b>7,1</b>  | 7,1                               | 5,2          | 3,3      | <b>6,8</b>  | 8,1           | 5,3          | 3,5      | <b>7,9</b>  |
| Dif       | -0,1        | -0,2         | 0,1      | <b>-0,1</b> | -0,1                              | 0,0          | 0,6      | <b>-0,1</b> | -0,1          | -0,9         | -0,9     | <b>-0,1</b> |



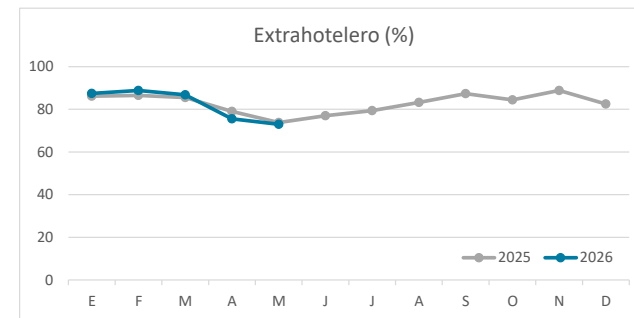
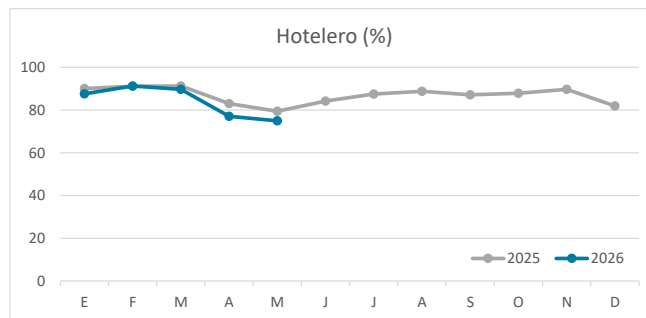
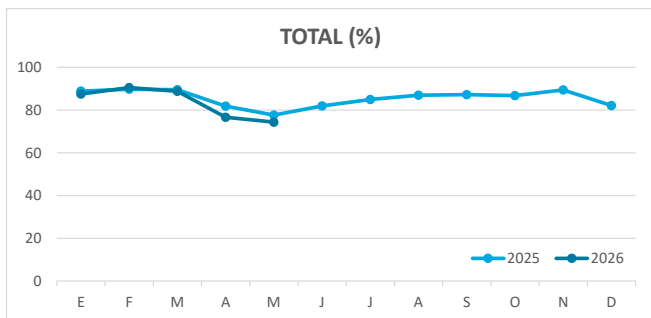
### DETALLE VIAJEROS Y PERNOCTACIONES SEGÚN LUGAR DE RESIDENCIA



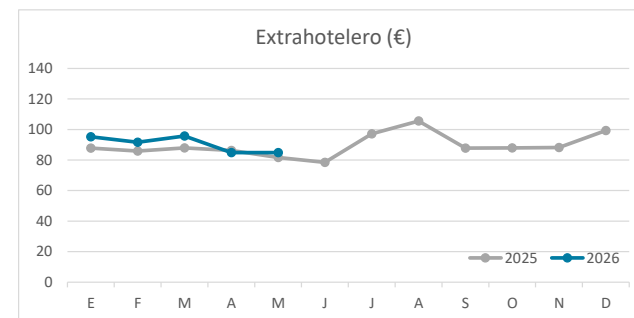
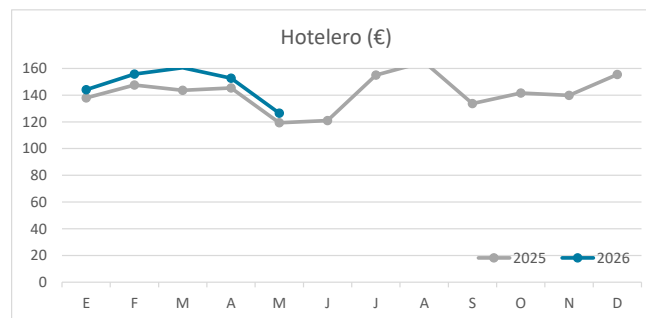
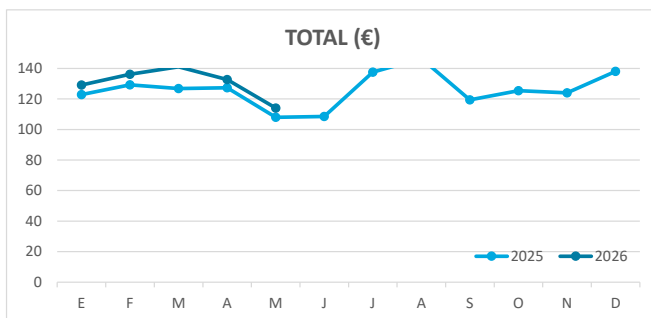
# Principales indicadores de alojamiento turístico

## LANZAROTE (a mayo de 2026)

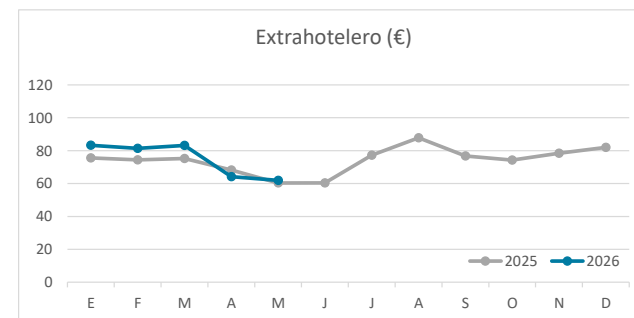
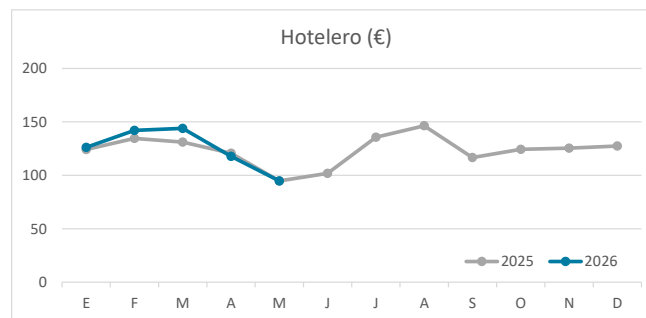
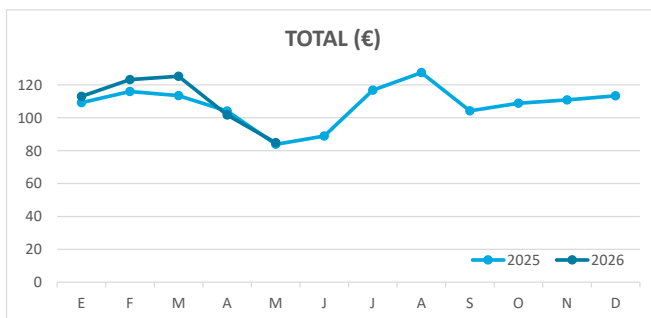
### ÍNDICE DE OCUPACIÓN POR HABITACIÓN / APARTAMENTO



### ADR (tarifa media diaria)



### REVPAR (ingreso por habitación/apartamento disponible)



Nota: el indicador de viajeros se refiere a viajeros entrados.  
Fuente: Encuestas de Alojamiento Turístico (ISTAC)