


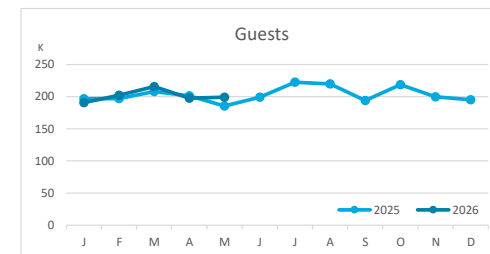
Main tourist accommodation indicators

LANZAROTE (January - May 2026)



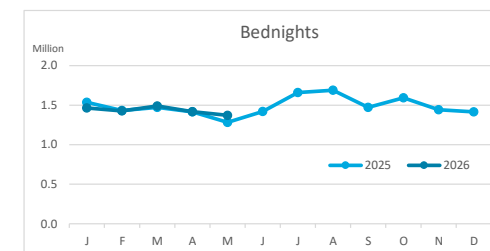
GUESTS BY ACCOMMODATION TYPE (*)

	TOTAL				Breakdown by accommodation type							
					Hotels				Apartments			
	Abroad	Mainland	Canary Islands	Total	Abroad	Mainland	Canary Islands	Total	Abroad	Mainland	Canary Islands	Total
Jan-May25	879,428	78,987	30,734	989,149	624,543	65,836	20,993	711,372	254,885	13,151	9,741	277,777
Jan-May26	905,550	72,690	27,809	1,006,049	643,106	58,503	20,761	722,370	262,444	14,187	7,048	283,679
Change	26,122	-6,297	-2,925	16,900	18,563	-7,333	-232	10,998	7,559	1,036	-2,693	5,902
Change, %	3.0%	-8.0%	-9.5%	1.7%	3.0%	-11.1%	-1.1%	1.5%	3.0%	7.9%	-27.6%	2.1%



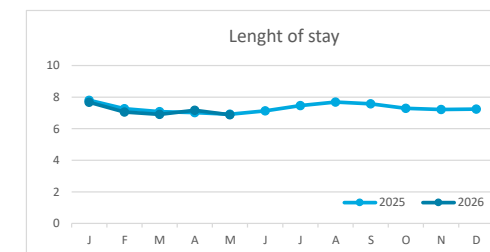
BEDNIGHTS

	TOTAL				Breakdown by accommodation type							
					Hotels				Apartments			
	Abroad	Mainland	Canary Islands	Total	Abroad	Mainland	Canary Islands	Total	Abroad	Mainland	Canary Islands	Total
Jan-May25	6,614,913	425,370	98,439	7,138,722	4,526,167	343,180	55,714	4,925,061	2,088,746	82,190	42,725	2,213,661
Jan-May26	6,700,242	378,479	92,751	7,171,472	4,569,171	302,972	67,847	4,939,990	2,131,071	75,507	24,904	2,231,482
Change	85,329	-46,891	-5,688	32,750	43,004	-40,208	12,133	14,929	42,325	-6,683	-17,821	17,821
Change, %	1.3%	-11.0%	-5.8%	0.5%	1.0%	-11.7%	21.8%	0.3%	2.0%	-8.1%	-41.7%	0.8%

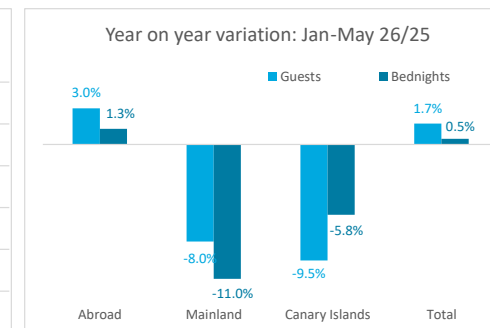
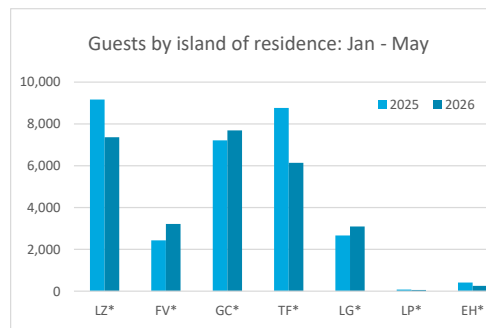
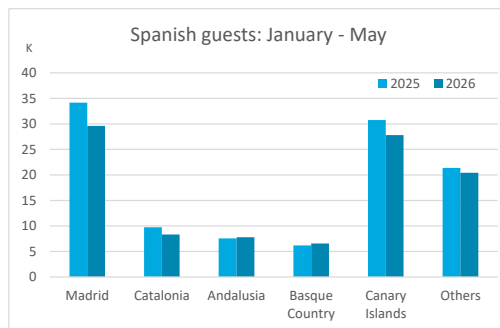
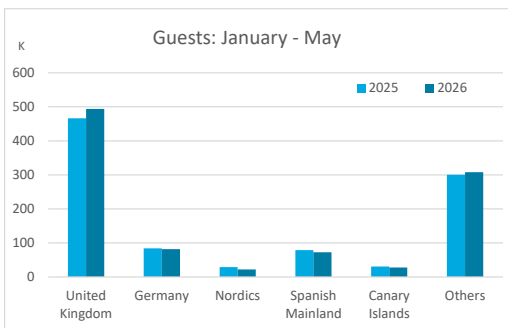


LENGHT OF STAY

	TOTAL				Breakdown by accommodation type							
					Hotels				Apartments			
	Abroad	Mainland	Canary Islands	Total	Abroad	Mainland	Canary Islands	Total	Abroad	Mainland	Canary Islands	Total
Jan-May25	7.5	5.4	3.2	7.2	7.2	5.2	2.7	6.9	8.2	6.2	4.4	8.0
Jan-May26	7.4	5.2	3.3	7.1	7.1	5.2	3.3	6.8	8.1	5.3	3.5	7.9
Change	-0.1	-0.2	0.1	-0.1	-0.1	0.0	0.6	-0.1	-0.1	-0.9	-0.9	-0.1



GUESTS AND BEDNIGHTS BY PLACE OF RESIDENCE



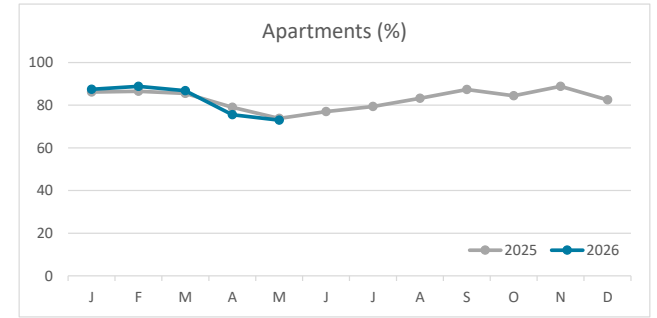
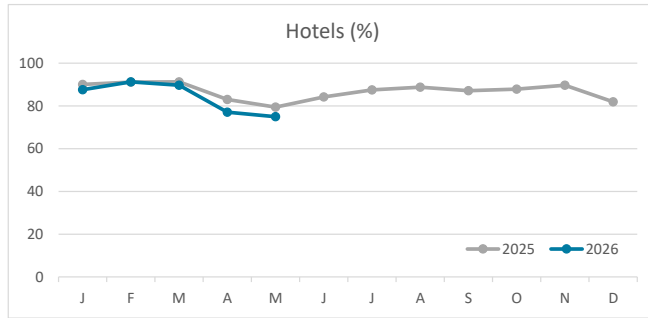
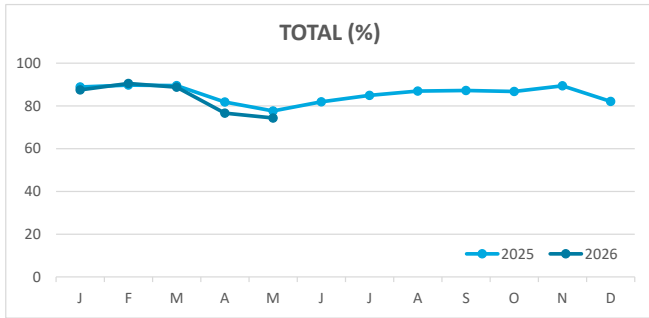
Note: LZ* (Lanzarote), FV* (Fuerteventura), GC* (Gran Canaria), TF* (Tenerife), LG* (La Gomera), LP* (La Palma) and EH* (El Hierro).

Main tourist accommodation indicators

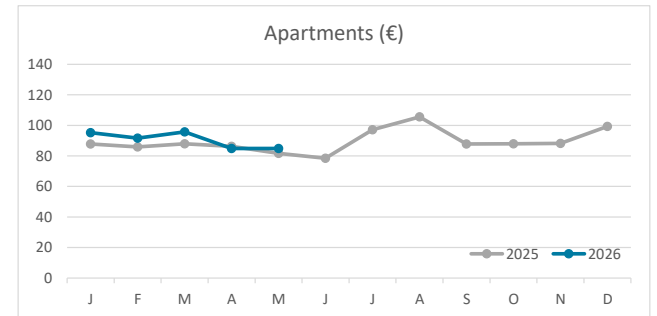
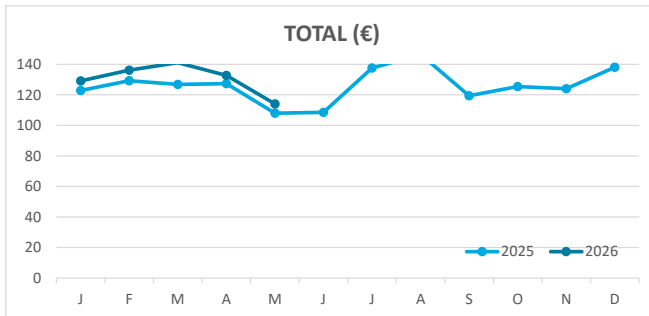
LANZAROTE (January - May 2026)



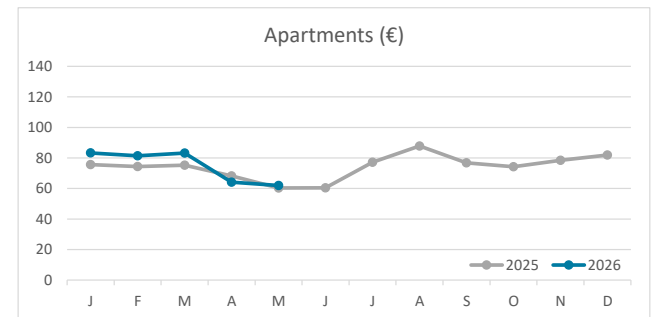
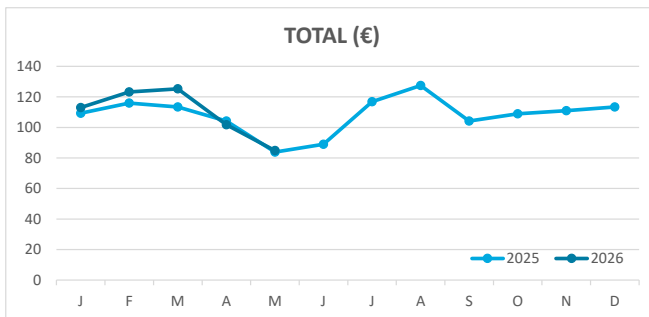
OCCUPANCY RATE PER ROOM / APARTMENT



ADR (Average Daily Rate)



REVPAR (Revenue Per Available Room)



Note: "Guests indicator" refers to number of guests checking in as new arrivals.
 Source: Encuestas de Alojamiento Turístico (ISTAC)