


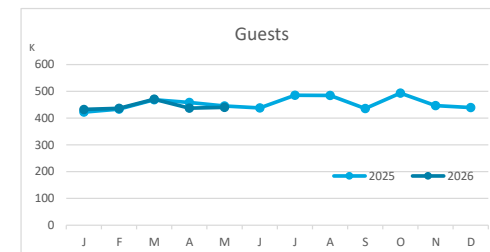
Main tourist accommodation indicators

TENERIFE (January - May 2026)



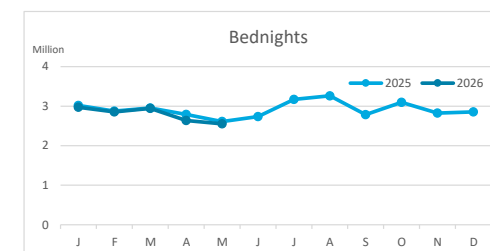
GUESTS BY ACCOMMODATION TYPE (*)

	Breakdown by accommodation type											
	TOTAL				Hotels				Apartments			
	Abroad	Mainland	Canary Islands	Total	Abroad	Mainland	Canary Islands	Total	Abroad	Mainland	Canary Islands	Total
Jan-May25	1,855,581	237,548	135,758	2,228,887	1,408,765	202,439	112,944	1,724,148	446,816	35,109	22,814	504,739
Jan-May26	1,834,813	227,475	154,908	2,217,196	1,408,226	195,703	125,162	1,729,091	426,587	31,772	29,746	488,105
Change	-20,768	-10,073	19,150	-11,691	-539	-6,736	12,218	4,943	-20,229	-3,337	6,932	-16,634
Change, %	-1.1%	-4.2%	14.1%	-0.5%	0.0%	-3.3%	10.8%	0.3%	-4.5%	-9.5%	30.4%	-3.3%



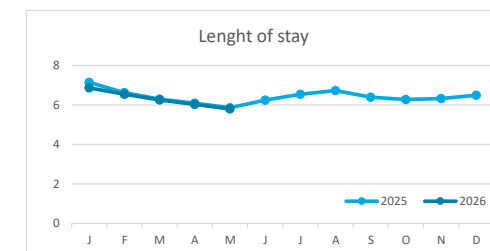
BEDNIGHTS

	Breakdown by accommodation type											
	TOTAL				Hotels				Apartments			
	Abroad	Mainland	Canary Islands	Total	Abroad	Mainland	Canary Islands	Total	Abroad	Mainland	Canary Islands	Total
Jan-May25	12,846,616	1,012,653	387,973	14,247,242	9,418,774	856,000	299,707	10,574,481	3,427,842	156,653	88,266	3,672,761
Jan-May26	12,549,910	1,012,215	399,929	13,962,054	9,293,639	864,743	296,049	10,454,431	3,256,271	147,472	103,880	3,507,623
Change	-296,706	-438	11,956	-285,188	-125,135	8,743	-3,658	-120,050	-171,571	-9,181	15,614	-165,138
Change, %	-2.3%	0.0%	3.1%	-2.0%	-1.3%	1.0%	-1.2%	-1.1%	-5.0%	-5.9%	17.7%	-4.5%

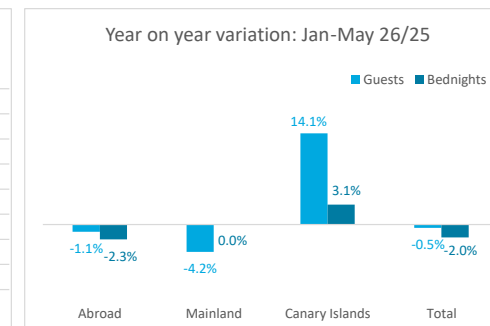
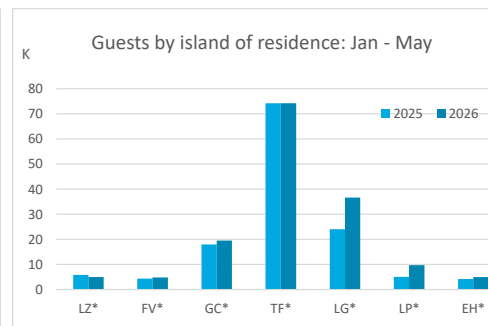
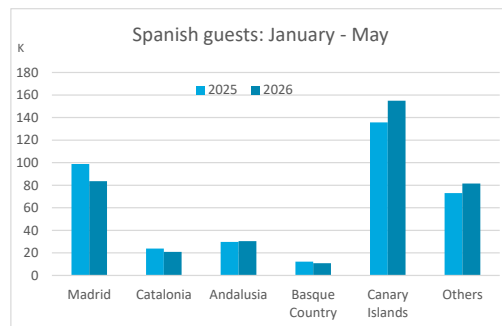
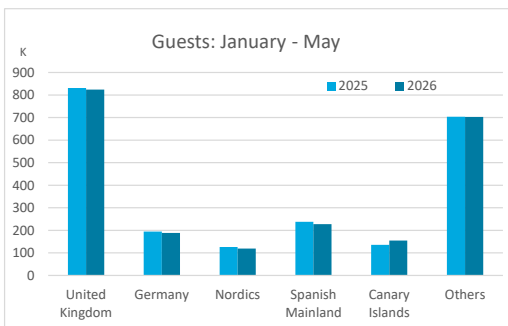


LENGHT OF STAY

	Breakdown by accommodation type											
	TOTAL				Hotels				Apartments			
	Abroad	Mainland	Canary Islands	Total	Abroad	Mainland	Canary Islands	Total	Abroad	Mainland	Canary Islands	Total
Jan-May25	6.9	4.3	2.9	6.4	6.7	4.2	2.7	6.1	7.7	4.5	3.9	7.3
Jan-May26	6.8	4.4	2.6	6.3	6.6	4.4	2.4	6.0	7.6	4.6	3.5	7.2
Change	-0.1	0.2	-0.3	-0.1	-0.1	0.2	-0.3	-0.1	0.0	0.2	-0.4	-0.1




GUESTS AND BEDNIGHTS BY PLACE OF RESIDENCE



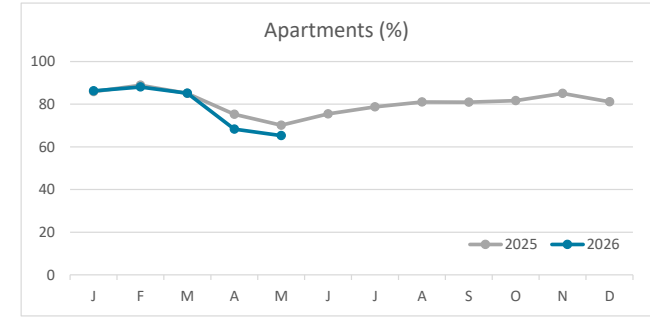
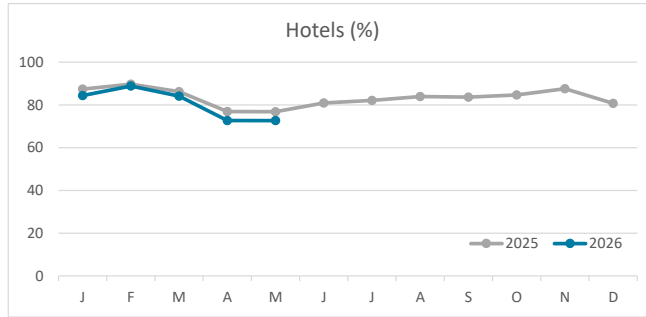
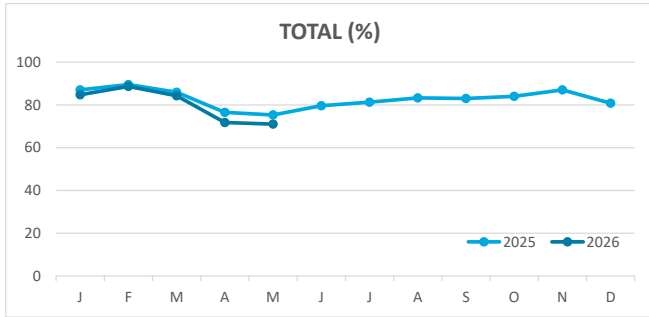
Note: LZ* (Lanzarote), FV* (Fuerteventura), GC* (Gran Canaria), TF* (Tenerife), LG* (La Gomera), LP* (La Palma) and EH* (El Hierro).

Main tourist accommodation indicators

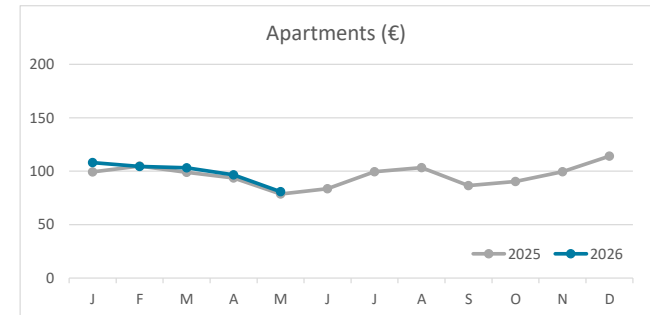
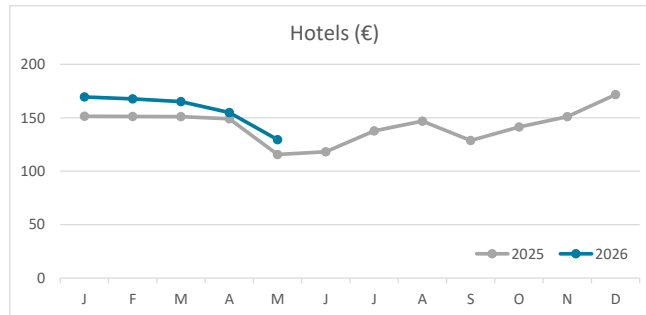
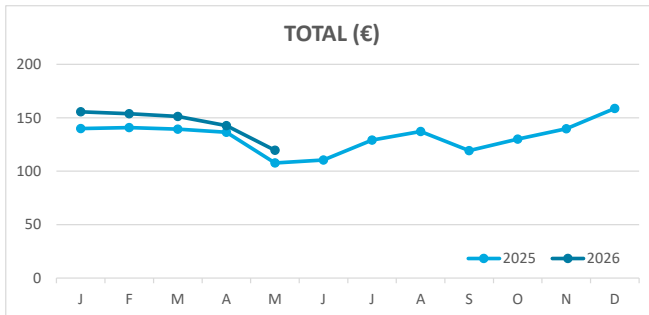
TENERIFE (January - May 2026)



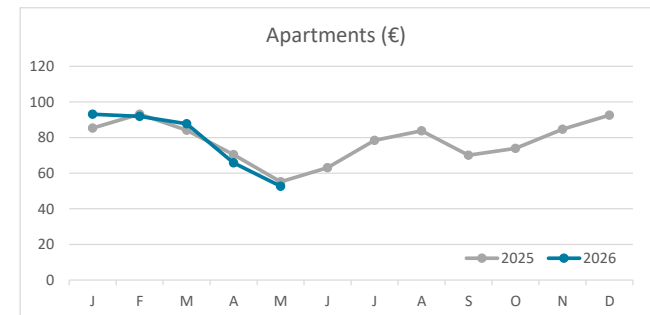
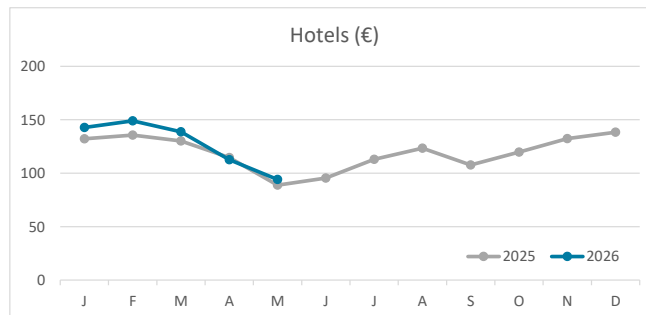
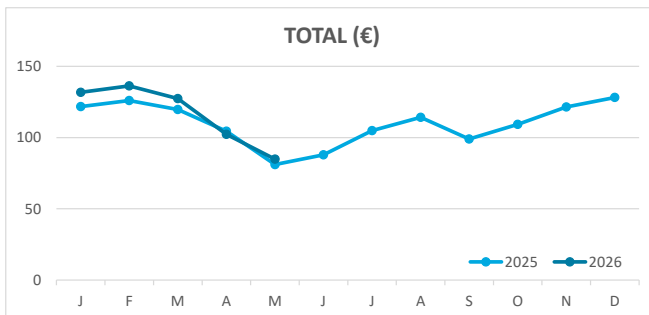
OCCUPANCY RATE PER ROOM / APARTMENT



ADR (Average Daily Rate)



REVPAR (Revenue Per Available Room)



Note: "Guests indicator" refers to number of guests checking in as new arrivals.
 Source: Encuestas de Alojamiento Turístico (ISTAC)