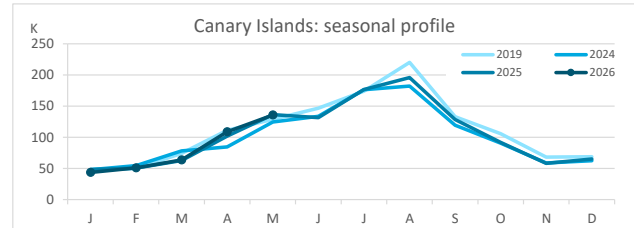
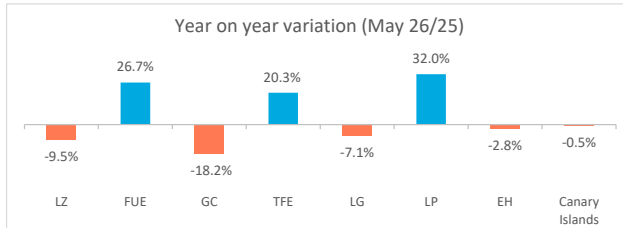


Domestic tourism May 2026



Canary Islands residents staying in tourist accommodation by island of stay

	Lanzarote	Fuerteventura	Gran Canaria	Tenerife	La Gomera	La Palma	El Hierro	Canary Islands
May 2025	8,446	8,773	64,916	42,733	5,661	4,348	1,450	136,327
May 2026	7,644	11,119	53,074	51,408	5,258	5,741	1,410	135,654
% residents in the island	25.3%	20.2%	42.2%	45.4%	2.5%	12.5%	10.6%	100%
Change, 26-25	-802	2,346	-11,842	8,675	-403	1,393	-40	-673
Change, % 26-25	-9.5%	26.7%	-18.2%	20.3%	-7.1%	32.0%	-2.8%	-0.5%



Canary Islands residents staying in tourist accommodation by island of residence and island of stay

		ISLAND OF STAY							CANARY ISLANDS
		Lanzarote	Fuerteventura	Gran Canaria	Tenerife	La Gomera	La Palma	El Hierro	
ISLAND OF RESIDENCE	Lanzarote	1,934	753	5,933	1,261	20	20	60	9,981
	Fuerteventura	824	2,250	13,559	784	32	17	5	17,471
	Gran Canaria	2,535	5,366	22,387	6,728	540	1,302	264	39,122
	Tenerife	1,337	1,922	7,364	23,348	4,220	3,102	763	42,056
	La Gomera	32	57	282	3,245	134	189	18	3,957
	La Palma	950	701	3,171	14,141	303	715	150	20,131
	El Hierro	32	70	378	1,901	9	396	150	2,936
	CANARY ISLANDS	7,644	11,119	53,074	51,408	5,258	5,741	1,410	135,654

Year on year variation (May 26/25)

		ISLAND OF STAY							CANARY ISLANDS
		Lanzarote	Fuerteventura	Gran Canaria	Tenerife	La Gomera	La Palma	El Hierro	
ISLAND OF RESIDENCE	Lanzarote	-40.8%	-33.8%	-55.0%	-38.5%	-68.8%	-77.0%	-32.6%	-49.8%
	Fuerteventura	61.9%	72.0%	399.6%	-10.8%	-74.6%	-48.5%	-95.0%	208.1%
	Gran Canaria	49.5%	36.7%	-40.1%	13.9%	23.9%	10.2%	48.3%	-22.8%
	Tenerife	-29.9%	83.0%	11.3%	4.8%	-11.0%	100.6%	-0.4%	8.1%
	La Gomera	-	-	-37.9%	138.8%	219.0%	-64.3%	-91.5%	52.4%
	La Palma	4.4%	-48.1%	-26.3%	78.1%	293.5%	-6.3%	200.0%	30.8%
	El Hierro	-79.4%	1650.0%	25.2%	-17.8%	-94.9%	90.4%	183.0%	-8.6%
	CANARY ISLANDS	-9.5%	26.7%	-18.2%	20.3%	-7.1%	32.0%	-2.8%	-0.5%

Canary Islands residents travelling to other islands (residents of each island are excluded)

	Lanzarote	Fuerteventura	Gran Canaria	Tenerife	La Gomera	La Palma	El Hierro	CANARY ISLANDS
Outbound tourism	8,047	15,221	16,735	18,708	3,823	19,416	2,786	84,736
Year on year variation (%)	-51.6%	248.9%	25.6%	12.5%	49.6%	32.7%	-11.8%	18.9%
Inbound tourism	5,710	8,869	30,687	28,060	5,124	5,026	1,260	84,736
Year on year variation (%)	10.3%	18.8%	11.3%	37.2%	-8.8%	40.2%	-9.8%	18.9%
Net balance	-2,337	-6,352	13,952	9,352	1,301	-14,390	-1,526	0

Distribution by island of residence

		ISLAND OF STAY							CANARY ISLANDS
		Lanzarote	Fuerteventura	Gran Canaria	Tenerife	La Gomera	La Palma	El Hierro	
ISLAND OF RESIDENCE	Lanzarote	25.3%	6.8%	11.2%	2.5%	0.4%	0.3%	4.3%	7.4%
	Fuerteventura	10.8%	20.2%	25.5%	1.5%	0.6%	0.3%	0.4%	12.9%
	Gran Canaria	33.2%	48.3%	42.2%	13.1%	10.3%	22.7%	18.7%	28.8%
	Tenerife	17.5%	17.3%	13.9%	45.4%	80.3%	54.0%	54.1%	31.0%
	La Gomera	0.4%	0.5%	0.5%	6.3%	2.5%	3.3%	1.3%	2.9%
	La Palma	12.4%	6.3%	6.0%	27.5%	5.8%	12.5%	10.6%	14.8%
	El Hierro	0.4%	0.6%	0.7%	3.7%	0.2%	6.9%	10.6%	2.2%
	CANARY ISLANDS	100%	100%	100%	100%	100%	100%	100%	100%

Distribution by island of stay

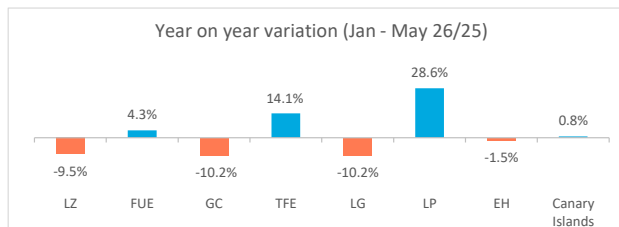
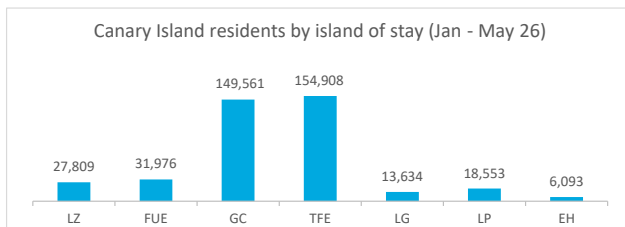
		ISLAND OF STAY							CANARY ISLANDS
		Lanzarote	Fuerteventura	Gran Canaria	Tenerife	La Gomera	La Palma	El Hierro	
ISLAND OF RESIDENCE	Lanzarote	19.4%	7.5%	59.4%	12.6%	0.2%	0.2%	0.6%	100%
	Fuerteventura	4.7%	12.9%	77.6%	4.5%	0.2%	0.1%	0.0%	100%
	Gran Canaria	6.5%	13.7%	57.2%	17.2%	1.4%	3.3%	0.7%	100%
	Tenerife	3.2%	4.6%	17.5%	55.5%	10.0%	7.4%	1.8%	100%
	La Gomera	0.8%	1.4%	7.1%	82.0%	3.4%	4.8%	0.5%	100%
	La Palma	4.7%	3.5%	15.8%	70.2%	1.5%	3.6%	0.7%	100%
	El Hierro	1.1%	2.4%	12.9%	64.7%	0.3%	13.5%	5.1%	100%
	CANARY ISLANDS	5.6%	8.2%	39.1%	37.9%	3.9%	4.2%	1.0%	100%

Domestic tourism January - May 2026



Canary Islands residents staying in tourist accommodation by island of stay

	Lanzarote	Fuerteventura	Gran Canaria	Tenerife	La Gomera	La Palma	El Hierro	Canary Islands
Jan-May25	30,734	30,665	166,584	135,758	15,177	14,422	6,188	399,528
Jan-May26	27,809	31,976	149,561	154,908	13,634	18,553	6,093	402,534
% tourist of the island	26.5%	20.6%	46.7%	47.9%	5.8%	13.6%	5.1%	100%
Change, 26-25	-2,925	1,311	-17,023	19,150	-1,543	4,131	-95	3,006
Change, % 26-25	-9.5%	4.3%	-10.2%	14.1%	-10.2%	28.6%	-1.5%	0.8%



Canary Islands residents staying in tourist accommodation by island of residence and island of stay

ISLAND OF RESIDENCE	ISLAND OF STAY							
	Lanzarote	Fuerteventura	Gran Canaria	Tenerife	La Gomera	La Palma	El Hierro	CANARY ISLANDS
Lanzarote	7,363	2,543	24,092	4,999	151	114	113	39,375
Fuerteventura	3,218	6,578	28,366	4,836	174	222	33	43,427
Gran Canaria	7,687	14,419	69,892	19,504	1,174	4,853	1,386	118,915
Tenerife	6,135	5,292	13,806	74,211	10,616	9,846	3,570	123,476
La Gomera	62	111	2,191	9,700	785	265	226	13,340
La Palma	3,094	2,719	10,318	36,647	631	2,516	456	56,381
El Hierro	250	314	896	5,011	103	737	309	7,620
CANARY ISLANDS	27,809	31,976	149,561	154,908	13,634	18,553	6,093	402,534

Year on year variation: January - May 2026/2025

ISLAND OF RESIDENCE	ISLAND OF STAY							
	Lanzarote	Fuerteventura	Gran Canaria	Tenerife	La Gomera	La Palma	El Hierro	CANARY ISLANDS
Lanzarote	-19.7%	-31.2%	-6.0%	-14.2%	-17.9%	-56.2%	-59.5%	-12.6%
Fuerteventura	32.3%	13.3%	181.9%	10.2%	-41.4%	-23.4%	-91.6%	83.5%
Gran Canaria	6.6%	12.9%	-26.2%	8.5%	-3.6%	31.2%	47.1%	-14.1%
Tenerife	-30.0%	23.8%	-31.0%	0.0%	-15.6%	77.2%	9.1%	-4.0%
La Gomera	-23.5%	208.3%	18.4%	91.9%	343.5%	-82.9%	-71.3%	40.0%
La Palma	16.1%	-31.8%	-22.3%	52.3%	139.9%	0.2%	16.9%	19.6%
El Hierro	-39.9%	214.0%	-16.2%	18.5%	-77.8%	32.1%	145.2%	9.4%
CANARY ISLANDS	-9.5%	4.3%	-10.2%	14.1%	-10.2%	28.6%	-1.5%	0.8%

Canary Islands residents travelling to other islands (residents of each island are excluded)

	Lanzarote	Fuerteventura	Gran Canaria	Tenerife	La Gomera	La Palma	El Hierro	CANARY ISLANDS
Outbound tourism	32,012	36,849	49,023	49,265	12,555	53,865	7,311	240,880
Year on year variation (%)	-10.8%	106.3%	11.9%	-9.5%	34.2%	20.7%	6.9%	13.2%
Inbound tourism	20,446	25,398	79,669	80,697	12,849	16,037	5,784	240,880
Year on year variation (%)	-5.2%	2.2%	10.8%	31.1%	-14.3%	34.7%	-4.6%	13.2%
Net balance	-11,566	-11,451	30,646	31,432	294	-37,828	-1,527	0

Distribution by island of residence

ISLAND OF RESIDENCE	ISLAND OF STAY							
	Lanzarote	Fuerteventura	Gran Canaria	Tenerife	La Gomera	La Palma	El Hierro	CANARY ISLANDS
Lanzarote	26.5%	8.0%	16.1%	3.2%	1.1%	0.6%	1.9%	9.8%
Fuerteventura	11.6%	20.6%	19.0%	3.1%	1.3%	1.2%	0.5%	10.8%
Gran Canaria	27.6%	45.1%	46.7%	12.6%	8.6%	26.2%	22.7%	29.5%
Tenerife	22.1%	16.5%	9.2%	47.9%	77.9%	53.1%	58.6%	30.7%
La Gomera	0.2%	0.3%	1.5%	6.3%	5.8%	1.4%	3.7%	3.3%
La Palma	11.1%	8.5%	6.9%	23.7%	4.6%	13.6%	7.5%	14.0%
El Hierro	0.9%	1.0%	0.6%	3.2%	0.8%	4.0%	5.1%	1.9%
CANARY ISLANDS	100%	100%	100%	100%	100%	100%	100%	100%

Distribution by island of stay

ISLAND OF RESIDENCE	ISLAND OF STAY							
	Lanzarote	Fuerteventura	Gran Canaria	Tenerife	La Gomera	La Palma	El Hierro	CANARY ISLANDS
Lanzarote	18.7%	6.5%	61.2%	12.7%	0.4%	0.3%	0.3%	100%
Fuerteventura	7.4%	15.1%	65.3%	11.1%	0.4%	0.5%	0.1%	100%
Gran Canaria	6.5%	12.1%	58.8%	16.4%	1.0%	4.1%	1.2%	100%
Tenerife	5.0%	4.3%	11.2%	60.1%	8.6%	8.0%	2.9%	100%
La Gomera	0.5%	0.8%	16.4%	72.7%	5.9%	2.0%	1.7%	100%
La Palma	5.5%	4.8%	18.3%	65.0%	1.1%	4.5%	0.8%	100%
El Hierro	3.3%	4.1%	11.8%	65.8%	1.4%	9.7%	4.1%	100%
CANARY ISLANDS	6.9%	7.9%	37.2%	38.5%	3.4%	4.6%	1.5%	100%