


Total tourist arrivals in the Canary Islands (ISTAC)

May 2026



CANARY ISLANDS

	United Kingdom	Germany	Belgium	France	Netherlands	Ireland	Italy	Switzerland	Denmark	Finland	Norway	Sweden	Nordics	Others	International	Mainland	TOTAL
2025	521,827	157,220	33,541	72,903	51,726	67,901	58,425	14,091	8,236	413	7,956	8,162	24,767	123,265	1,125,665	188,447	1,314,111
2026	496,082	153,364	31,118	71,925	72,391	71,168	55,908	14,209	11,057	996	8,027	7,479	27,559	124,506	1,118,229	167,738	1,285,967
Change	-25,745	-3,856	-2,423	-978	20,665	3,267	-2,517	118	2,821	583	71	-683	2,792	1,241	-7,436	-20,709	-28,144
Change, %	-4.9%	-2.5%	-7.2%	-1.3%	40.0%	4.8%	-4.3%	0.8%	34.3%	141.2%	0.9%	-8.4%	11.3%	1.0%	-0.7%	-11.0%	-2.1%

LANZAROTE (main + secondary)

	United Kingdom	Germany	Belgium	France	Netherlands	Ireland	Italy	Switzerland	Denmark	Finland	Norway	Sweden	Nordics	Others	International	Mainland	TOTAL
2025	141,798	13,310	3,602	18,317	5,382	31,305	5,270	--	--	--	--	--	1,932	9,618	230,535	29,137	259,671
2026	134,172	15,869	3,402	16,981	5,655	31,005	7,498	--	--	--	--	--	4,655	10,605	229,840	27,023	256,865
Change	-7,626	2,559	-200	-1,336	273	-300	2,228	--	--	--	--	--	2,723	987	-695	-2,114	-2,806
Change, %	-5.4%	19.2%	-5.6%	-7.3%	5.1%	-1.0%	42.3%	--	--	--	--	--	140.9%	10.3%	-0.3%	-7.3%	-1.1%

FUERTEVENTURA (main + secondary)

	United Kingdom	Germany	Belgium	France	Netherlands	Ireland	Italy	Switzerland	Denmark	Finland	Norway	Sweden	Nordics	Others	International	Mainland	TOTAL
2025	68,626	49,161	2,569	12,112	5,390	6,928	12,661	--	--	--	--	--	1,977	21,730	181,153	21,092	202,244
2026	63,048	50,438	2,627	9,599	9,091	7,388	12,791	--	--	--	--	--	2,187	20,746	177,917	15,688	193,605
Change	-5,578	1,277	58	-2,513	3,701	460	130	--	--	--	--	--	210	-984	-3,236	-5,404	-8,639
Change, %	-8.1%	2.6%	2.3%	-20.7%	68.7%	6.6%	1.0%	--	--	--	--	--	10.6%	-4.5%	-1.8%	-25.6%	-4.3%

GRAN CANARIA (main + secondary)

	United Kingdom	Germany	Belgium	France	Netherlands	Ireland	Italy	Switzerland	Denmark	Finland	Norway	Sweden	Nordics	Others	International	Mainland	TOTAL
2025	95,700	47,552	8,252	12,961	23,569	8,763	12,237	--	--	--	--	--	17,403	35,486	261,924	52,158	314,081
2026	88,769	46,201	9,510	13,238	33,490	10,211	9,631	--	--	--	--	--	17,020	35,163	263,231	43,583	306,814
Change	-6,931	-1,351	1,258	277	9,921	1,448	-2,606	--	--	--	--	--	-383	-323	1,307	-8,575	-7,267
Change, %	-7.2%	-2.8%	15.2%	2.1%	42.1%	16.5%	-21.3%	--	--	--	--	--	-2.2%	-0.9%	0.5%	-16.4%	-2.3%

TENERIFE (main + secondary)

	United Kingdom	Germany	Belgium	France	Netherlands	Ireland	Italy	Switzerland	Denmark	Finland	Norway	Sweden	Nordics	Others	International	Mainland	TOTAL
2025	225,746	45,241	19,399	30,493	16,721	20,924	28,724	--	--	--	--	--	3,266	70,744	461,256	82,823	544,078
2026	211,096	36,811	15,572	32,017	23,755	22,795	26,628	--	--	--	--	--	3,597	73,644	445,913	77,350	523,263
Change	-14,650	-8,430	-3,827	1,524	7,034	1,871	-2,096	--	--	--	--	--	331	2,900	-15,343	-5,473	-20,815
Change, %	-6.5%	-18.6%	-19.7%	5.0%	42.1%	8.9%	-7.3%	--	--	--	--	--	10.1%	4.1%	-3.3%	-6.6%	-3.8%

LA PALMA (main + secondary)

	United Kingdom	Germany	Belgium	France	Netherlands	Ireland	Italy	Switzerland	Denmark	Finland	Norway	Sweden	Nordics	Others	International	Mainland	TOTAL
2025	3,596	3,500	126	520	794	0	211	--	--	--	--	--	191	1,672	10,607	5,627	16,235
2026	2,316	5,154	55	1,291	1,368	0	147	--	--	--	--	--	536	2,151	13,017	4,647	17,664
Change	-1,280	1,654	-71	771	574	0	-64	--	--	--	--	--	345	479	2,410	-980	1,429
Change, %	-35.6%	47.3%	-56.3%	148.3%	72.3%	--	-30.3%	--	--	--	--	--	180.6%	28.6%	22.7%	-17.4%	8.8%

Source: Frontur (ISTAC).

Note: on the result of the estimated Canary Islands total arrivals, tourists from La Gomera and El Hierro are included. Main tourists and secondary tourists are taken into account in each island. The sum of the islands does not match the total for the Canary Islands.

Main tourist arrivals in the Canary Islands (ISTAC)

May 2026



CANARY ISLANDS

	United Kingdom	Germany	Belgium	France	Netherlands	Ireland	Italy	Switzerland	Denmark	Finland	Norway	Sweden	Nordics	Others	International	Mainland	TOTAL
2025	521,827	157,220	33,541	72,903	51,726	67,901	58,425	14,091	8,236	413	7,956	8,162	24,767	123,265	1,125,665	188,447	1,314,111
2026	496,082	153,364	31,118	71,925	72,391	71,168	55,908	14,209	11,057	996	8,027	7,479	27,559	124,506	1,118,229	167,738	1,285,967
Change	-25,745	-3,856	-2,423	-978	20,665	3,267	-2,517	118	2,821	583	71	-683	2,792	1,241	-7,436	-20,709	-28,144
Change, %	-4.9%	-2.5%	-7.2%	-1.3%	40.0%	4.8%	-4.3%	0.8%	34.3%	141.2%	0.9%	-8.4%	11.3%	1.0%	-0.7%	-11.0%	-2.1%

LANZAROTE

	United Kingdom	Germany	Belgium	France	Netherlands	Ireland	Italy	Switzerland	Denmark	Finland	Norway	Sweden	Nordics	Others	International	Mainland	TOTAL
2025	137,974	13,151	3,346	17,874	5,279	31,277	5,107	-	-	-	-	-	1,932	9,294	225,234	28,319	253,552
2026	133,282	15,689	3,402	16,871	5,294	31,005	7,212	-	-	-	-	-	4,652	9,851	227,257	26,447	253,705
Change	-4,692	2,538	56	-1,003	15	-272	2,105	--	--	--	--	--	2,720	557	2,023	-1,872	153
Change, %	-3.4%	19.3%	1.7%	-5.6%	0.3%	-0.9%	41.2%	--	--	--	--	--	140.8%	6.0%	0.9%	-6.6%	0.1%

FUERTEVENTURA

	United Kingdom	Germany	Belgium	France	Netherlands	Ireland	Italy	Switzerland	Denmark	Finland	Norway	Sweden	Nordics	Others	International	Mainland	TOTAL
2025	64,713	48,803	2,569	11,778	5,390	6,928	12,545	-	-	-	-	-	1,977	21,320	176,022	20,740	196,762
2026	61,700	50,356	2,627	9,599	9,091	7,388	12,610	-	-	-	-	-	2,154	20,465	175,992	15,372	191,364
Change	-3,013	1,553	58	-2,179	3,701	460	65	--	--	--	--	--	177	-855	-30	-5,368	-5,398
Change, %	-4.7%	3.2%	2.3%	-18.5%	68.7%	6.6%	0.5%	--	--	--	--	--	9.0%	-4.0%	0.0%	-25.9%	-2.7%

GRAN CANARIA

	United Kingdom	Germany	Belgium	France	Netherlands	Ireland	Italy	Switzerland	Denmark	Finland	Norway	Sweden	Nordics	Others	International	Mainland	TOTAL
2025	91,913	47,053	8,208	12,653	23,569	8,763	12,173	-	-	-	-	-	17,403	34,896	256,631	51,587	308,218
2026	87,962	45,662	9,510	12,859	33,150	10,103	9,630	-	-	-	-	-	17,020	34,593	260,487	43,280	303,767
Change	-3,951	-1,391	1,302	206	9,581	1,340	-2,543	--	--	--	--	--	-383	-303	3,856	-8,307	-4,451
Change, %	-4.3%	-3.0%	15.9%	1.6%	40.7%	15.3%	-20.9%	--	--	--	--	--	-2.2%	-0.9%	1.5%	-16.1%	-1.4%

TENERIFE

	United Kingdom	Germany	Belgium	France	Netherlands	Ireland	Italy	Switzerland	Denmark	Finland	Norway	Sweden	Nordics	Others	International	Mainland	TOTAL
2025	225,322	44,096	19,269	30,008	16,705	20,924	28,418	-	-	-	-	-	3,257	70,086	458,084	81,327	539,410
2026	210,833	35,903	15,524	31,978	23,564	22,632	26,371	-	-	-	-	-	3,194	71,984	441,983	76,377	518,359
Change	-14,489	-8,193	-3,745	1,970	6,859	1,708	-2,047	--	--	--	--	--	-63	1,898	-16,101	-4,950	-21,051
Change, %	-6.4%	-18.6%	-19.4%	6.6%	41.1%	8.2%	-7.2%	--	--	--	--	--	-1.9%	2.7%	-3.5%	-6.1%	-3.9%

LA PALMA

	United Kingdom	Germany	Belgium	France	Netherlands	Ireland	Italy	Switzerland	Denmark	Finland	Norway	Sweden	Nordics	Others	International	Mainland	TOTAL
2025	1,679	3,367	109	314	783	0	178	-	-	-	-	-	191	1,496	8,115	5,530	13,645
2026	2,022	5,068	55	587	1,258	0	85	-	-	-	-	-	536	1,344	10,955	4,573	15,528
Change	343	1,701	-54	273	475	0	-93	--	--	--	--	--	345	-152	2,840	-957	1,883
Change, %	20.4%	50.5%	-49.5%	86.9%	60.7%	--	-52.2%	--	--	--	--	--	180.6%	-10.2%	35.0%	-17.3%	13.8%

Source: Frontur (ISTAC).

Note: on the result of the estimated Canary Islands total arrivals, tourists from La Gomera and El Hierro are included. Only main tourists are taken into account in each island.

Secondary tourist arrivals in the Canary Islands (ISTAC)

May 2026



LANZAROTE

	United Kingdom	Germany	Belgium	France	Netherlands	Ireland	Italy	Switzerland	Denmark	Finland	Norway	Sweden	Nordics	Others	International	Mainland	TOTAL
2025	3,824	159	256	443	103	28	163	0	0	0	0	0	0	324	5,301	818	6,119
2026	890	180	0	110	361	0	286	0	0	0	0	0	3	754	2,583	576	3,160
Change	-2,934	21	-256	-333	258	-28	123	--	--	--	--	--	3	430	-2,718	-242	-2,959
Change, %	-76.7%	13.2%	-100.0%	-75.2%	250.5%	-100.0%	75.5%	--	--	--	--	--	--	132.7%	-51.3%	-29.6%	-48.4%

FUERTEVENTURA

	United Kingdom	Germany	Belgium	France	Netherlands	Ireland	Italy	Switzerland	Denmark	Finland	Norway	Sweden	Nordics	Others	International	Mainland	TOTAL
2025	3,913	358	0	334	0	0	116	0	0	0	0	0	0	410	5,131	352	5,482
2026	1,348	82	0	0	0	0	181	0	0	0	0	0	33	281	1,925	316	2,241
Change	-2,565	-276	0	-334	0	0	65	--	--	--	--	--	33	-129	-3,206	-36	-3,241
Change, %	-65.6%	-77.1%	--	-100.0%	--	--	56.0%	--	--	--	--	--	--	-31.5%	-62.5%	-10.2%	-59.1%

GRAN CANARIA

	United Kingdom	Germany	Belgium	France	Netherlands	Ireland	Italy	Switzerland	Denmark	Finland	Norway	Sweden	Nordics	Others	International	Mainland	TOTAL
2025	3,787	499	44	308	0	0	64	0	0	0	0	0	0	590	5,293	571	5,863
2026	807	539	0	379	340	108	1	0	0	0	0	0	0	570	2,744	303	3,047
Change	-2,980	40	-44	71	340	108	-63	--	--	--	--	--	0	-20	-2,549	-268	-2,816
Change, %	-78.7%	8.0%	-100.0%	23.1%	--	--	-98.4%	--	--	--	--	--	--	-3.4%	-48.2%	-46.9%	-48.0%

TENERIFE

	United Kingdom	Germany	Belgium	France	Netherlands	Ireland	Italy	Switzerland	Denmark	Finland	Norway	Sweden	Nordics	Others	International	Mainland	TOTAL
2025	424	1,145	130	485	16	0	306	0	0	0	0	0	9	658	3,172	1,496	4,668
2026	263	908	48	39	191	163	257	0	0	0	0	0	403	1,660	3,930	973	4,904
Change	-161	-237	-82	-446	175	163	-49	--	--	--	--	--	394	1,002	758	-523	236
Change, %	-38.0%	-20.7%	-63.1%	-92.0%	1093.8%	--	-16.0%	--	--	--	--	--	4377.8%	152.3%	23.9%	-35.0%	5.1%

LA PALMA

	United Kingdom	Germany	Belgium	France	Netherlands	Ireland	Italy	Switzerland	Denmark	Finland	Norway	Sweden	Nordics	Others	International	Mainland	TOTAL
2025	1,917	133	17	206	11	0	33	0	0	0	0	0	0	176	2,492	97	2,590
2026	294	86	0	704	110	0	62	0	0	0	0	0	0	807	2,062	74	2,136
Change	-1,623	-47	-17	498	99	0	29	--	--	--	--	--	0	631	-430	-23	-454
Change, %	-84.7%	-35.3%	-100.0%	241.7%	900.0%	--	87.9%	--	--	--	--	--	--	358.5%	-17.3%	-23.7%	-17.5%

Total tourist arrivals in the Canary Islands (ISTAC)

January - May 2026



CANARY ISLANDS

	United Kingdom	Germany	Belgium	France	Netherlands	Ireland	Italy witzerland	Denmark	Finland	Norway	Sweden	Nordics	Others	International	Mainland	TOTAL	
2025	2,572,128	1,271,527	202,374	403,671	313,674	360,976	350,738	81,125	168,420	108,718	218,860	186,372	682,370	787,794	7,026,376	736,442	7,762,816
2026	2,586,276	1,241,097	191,362	394,871	330,825	375,050	330,465	83,510	158,643	101,590	207,343	177,238	644,814	796,346	6,974,612	696,916	7,671,527
Change	14,148	-30,430	-11,012	-8,800	17,151	14,074	-20,273	2,385	-9,777	-7,128	-11,517	-9,134	-37,556	8,552	-51,764	-39,526	-91,289
Change, %	0.6%	-2.4%	-5.4%	-2.2%	5.5%	3.9%	-5.8%	2.9%	-5.8%	-6.6%	-5.3%	-4.9%	-5.5%	1.1%	-0.7%	-5.4%	-1.2%

LANZAROTE (main + secondary)

	United Kingdom	Germany	Belgium	France	Netherlands	Ireland	Italy witzerland	Denmark	Finland	Norway	Sweden	Nordics	Others	International	Mainland	TOTAL
2025	738,386	146,078	23,814	104,384	39,334	157,615	36,625	--	--	--	--	33,738	72,759	1,352,735	112,193	1,464,927
2026	729,633	152,331	27,822	95,355	38,595	166,186	47,928	--	--	--	--	29,494	69,849	1,357,186	104,636	1,461,824
Change	-8,753	6,253	4,008	-9,029	-739	8,571	11,303	--	--	--	--	-4,244	-2,910	4,451	-7,557	-3,103
Change, %	-1.2%	4.3%	16.8%	-8.6%	-1.9%	5.4%	30.9%	--	--	--	--	-12.6%	-4.0%	0.3%	-6.7%	-0.2%

FUERTEVENTURA (main + secondary)

	United Kingdom	Germany	Belgium	France	Netherlands	Ireland	Italy witzerland	Denmark	Finland	Norway	Sweden	Nordics	Others	International	Mainland	TOTAL
2025	389,008	364,778	15,196	66,888	40,006	35,044	65,556	--	--	--	--	34,748	127,082	1,138,297	71,705	1,210,000
2026	366,989	328,052	19,580	56,904	38,091	33,333	71,202	--	--	--	--	34,837	130,493	1,079,477	72,745	1,152,222
Change	-22,019	-36,726	4,384	-9,984	-1,915	-1,711	5,646	--	--	--	--	89	3,411	-58,820	1,040	-57,778
Change, %	-5.7%	-10.1%	28.8%	-14.9%	-4.8%	-4.9%	8.6%	--	--	--	--	0.3%	2.7%	-5.2%	1.5%	-4.8%

GRAN CANARIA (main + secondary)

	United Kingdom	Germany	Belgium	France	Netherlands	Ireland	Italy witzerland	Denmark	Finland	Norway	Sweden	Nordics	Others	International	Mainland	TOTAL
2025	436,514	434,189	48,126	66,062	128,560	53,085	75,918	--	--	--	--	443,453	242,075	1,927,985	217,060	2,145,043
2026	457,466	429,261	51,997	70,548	145,685	55,422	65,518	--	--	--	--	416,544	238,597	1,931,030	185,032	2,116,060
Change	20,952	-4,928	3,871	4,486	17,125	2,337	-10,400	--	--	--	--	-26,909	-3,478	3,045	-32,028	-28,983
Change, %	4.8%	-1.1%	8.0%	6.8%	13.3%	4.4%	-13.7%	--	--	--	--	-6.1%	-1.4%	0.2%	-14.8%	-1.4%

TENERIFE (main + secondary)

	United Kingdom	Germany	Belgium	France	Netherlands	Ireland	Italy witzerland	Denmark	Finland	Norway	Sweden	Nordics	Others	International	Mainland	TOTAL
2025	1,143,073	406,040	115,976	173,512	105,249	117,793	178,695	--	--	--	--	168,315	452,865	2,861,514	329,694	3,191,205
2026	1,109,738	390,585	110,900	174,305	109,144	122,860	164,204	--	--	--	--	167,279	463,262	2,812,271	320,873	3,133,143
Change	-33,335	-15,455	-5,076	793	3,895	5,067	-14,491	--	--	--	--	-1,036	10,397	-49,243	-8,821	-58,062
Change, %	-2.9%	-3.8%	-4.4%	0.5%	3.7%	4.3%	-8.1%	--	--	--	--	-0.6%	2.3%	-1.7%	-2.7%	-1.8%

LA PALMA (main + secondary)

	United Kingdom	Germany	Belgium	France	Netherlands	Ireland	Italy witzerland	Denmark	Finland	Norway	Sweden	Nordics	Others	International	Mainland	TOTAL
2025	30,988	57,465	914	3,326	4,109	1,986	1,666	--	--	--	--	3,985	14,419	118,852	16,049	134,902
2026	18,094	71,596	7,042	5,076	6,867	504	2,622	--	--	--	--	5,049	16,153	132,998	20,687	153,683
Change	-12,894	14,131	6,128	1,750	2,758	-1,482	956	--	--	--	--	1,064	1,734	14,146	4,638	18,781
Change, %	-41.6%	24.6%	670.5%	52.6%	67.1%	-74.6%	57.4%	--	--	--	--	26.7%	12.0%	11.9%	28.9%	13.9%

Source: Frontur (ISTAC).

Note: on the result of the estimated Canary Islands total arrivals, tourists from La Gomera and El Hierro are included. Main tourists and secondary tourists are taken into account in each island. The sum of the islands does not match the total for the Canary Islands.

Main tourist arrivals in the Canary Islands (ISTAC)

January - May 2026



CANARY ISLANDS

	United Kingdom	Germany	Belgium	France	Netherlands	Ireland	Italy	Switzerland	Denmark	Finland	Norway	Sweden	Nordics	Others	International	Mainland	TOTAL
2025	2,572,128	1,271,527	202,374	403,671	313,674	360,976	350,738	81,125	168,420	108,718	218,860	186,372	682,370	787,794	7,026,376	736,442	7,762,816
2026	2,586,276	1,241,097	191,362	394,871	330,825	375,050	330,465	83,510	158,643	101,590	207,343	177,238	644,814	796,346	6,974,612	696,916	7,671,527
Change	14,148	-30,430	-11,012	-8,800	17,151	14,074	-20,273	2,385	-9,777	-7,128	-11,517	-9,134	-37,556	8,552	-51,764	-39,526	-91,289
Change, %	0.6%	-2.4%	-5.4%	-2.2%	5.5%	3.9%	-5.8%	2.9%	-5.8%	-6.6%	-5.3%	-4.9%	-5.5%	1.1%	-0.7%	-5.4%	-1.2%

LANZAROTE

	United Kingdom	Germany	Belgium	France	Netherlands	Ireland	Italy	Switzerland	Denmark	Finland	Norway	Sweden	Nordics	Others	International	Mainland	TOTAL
2025	690,902	117,758	23,253	102,277	38,780	155,894	33,903	-	-	-	-	-	33,351	67,152	1,263,267	109,537	1,372,803
2026	695,967	117,847	21,378	94,176	36,271	165,270	40,811	-	-	-	-	-	28,161	60,304	1,260,180	102,279	1,362,461
Change	5,065	89	-1,875	-8,101	-2,509	9,376	6,908	--	--	--	--	--	-5,190	-6,848	-3,087	-7,258	-10,342
Change, %	0.7%	0.1%	-8.1%	-7.9%	-6.5%	6.0%	20.4%	--	--	--	--	--	-15.6%	-10.2%	-0.2%	-6.6%	-0.8%

FUERTEVENTURA

	United Kingdom	Germany	Belgium	France	Netherlands	Ireland	Italy	Switzerland	Denmark	Finland	Norway	Sweden	Nordics	Others	International	Mainland	TOTAL
2025	352,363	321,581	15,111	64,737	39,416	34,286	64,142	-	-	-	-	-	34,454	120,284	1,046,369	70,730	1,117,099
2026	349,384	305,185	13,219	56,181	37,240	32,360	66,075	-	-	-	-	-	33,668	123,664	1,016,973	71,426	1,088,400
Change	-2,979	-16,396	-1,892	-8,556	-2,176	-1,926	1,933	--	--	--	--	--	-786	3,380	-29,396	696	-28,699
Change, %	-0.8%	-5.1%	-12.5%	-13.2%	-5.5%	-5.6%	3.0%	--	--	--	--	--	-2.3%	2.8%	-2.8%	1.0%	-2.6%

GRAN CANARIA

	United Kingdom	Germany	Belgium	France	Netherlands	Ireland	Italy	Switzerland	Denmark	Finland	Norway	Sweden	Nordics	Others	International	Mainland	TOTAL
2025	390,233	408,376	47,779	63,927	128,185	51,810	75,128	-	-	-	-	-	442,134	232,660	1,840,231	214,444	2,054,673
2026	423,931	415,662	45,799	69,129	144,262	54,432	64,331	-	-	-	-	-	414,542	232,583	1,864,667	182,282	2,046,951
Change	33,698	7,286	-1,980	5,202	16,077	2,622	-10,797	--	--	--	--	--	-27,592	-77	24,436	-32,158	-7,722
Change, %	8.6%	1.8%	-4.1%	8.1%	12.5%	5.1%	-14.4%	--	--	--	--	--	-6.2%	0.0%	1.3%	-15.0%	-0.4%

TENERIFE

	United Kingdom	Germany	Belgium	France	Netherlands	Ireland	Italy	Switzerland	Denmark	Finland	Norway	Sweden	Nordics	Others	International	Mainland	TOTAL
2025	1,129,307	373,518	115,077	170,740	102,988	116,987	176,334	-	-	-	-	-	167,207	438,472	2,790,628	322,558	3,113,183
2026	1,106,200	352,676	110,156	171,855	106,891	122,525	158,035	-	-	-	-	-	163,896	452,305	2,744,538	315,865	3,060,401
Change	-23,107	-20,842	-4,921	1,115	3,903	5,538	-18,299	--	--	--	--	--	-3,311	13,833	-46,090	-6,693	-52,782
Change, %	-2.0%	-5.6%	-4.3%	0.7%	3.8%	4.7%	-10.4%	--	--	--	--	--	-2.0%	3.2%	-1.7%	-2.1%	-1.7%

LA PALMA


	United Kingdom	Germany	Belgium	France	Netherlands	Ireland	Italy	Switzerland	Denmark	Finland	Norway	Sweden	Nordics	Others	International	Mainland	TOTAL
2025	6,737	42,302	812	1,392	3,950	1,744	1,008	-	-	-	-	-	3,332	8,873	70,147	15,395	85,541
2026	9,113	43,371	456	3,155	5,426	153	844	-	-	-	-	-	3,569	8,927	75,011	19,968	94,978
Change	2,376	1,069	-356	1,763	1,476	-1,591	-164	--	--	--	--	--	237	54	4,864	4,573	9,437
Change, %	35.3%	2.5%	-43.8%	126.7%	37.4%	-91.2%	-16.3%	--	--	--	--	--	7.1%	0.6%	6.9%	29.7%	11.0%

Source: Frontur (ISTAC).

Note: on the result of the estimated Canary Islands total arrivals, tourists from La Gomera and El Hierro are included. Only main tourists are taken into account in each island.

Secondary tourist arrivals in the Canary Islands (ISTAC)

January - May 2026



LANZAROTE

	United Kingdom	Germany	Belgium	France	Netherlands	Ireland	Italy	Switzerland	Denmark	Finland	Norway	Sweden	Nordics	Others	International	Mainland	TOTAL
2025	47,484	28,320	561	2,107	554	1,721	2,722	0	0	0	0	0	387	5,607	89,468	2,656	92,124
2026	33,666	34,484	6,444	1,179	2,324	916	7,117	0	0	0	0	0	1,333	9,545	97,006	2,357	99,363
Change	-13,818	6,164	5,883	-928	1,770	-805	4,395	--	--	--	--	--	946	3,938	7,538	-299	7,239
Change, %	-29.1%	21.8%	1048.7%	-44.0%	319.5%	-46.8%	161.5%	--	--	--	--	--	244.4%	70.2%	8.4%	-11.3%	7.9%

FUERTEVENTURA

	United Kingdom	Germany	Belgium	France	Netherlands	Ireland	Italy	Switzerland	Denmark	Finland	Norway	Sweden	Nordics	Others	International	Mainland	TOTAL
2025	36,645	43,197	85	2,151	590	758	1,414	0	0	0	0	0	294	6,798	91,928	975	92,901
2026	17,605	22,867	6,361	723	851	973	5,127	0	0	0	0	0	1,169	6,829	62,504	1,319	63,822
Change	-19,040	-20,330	6,276	-1,428	261	215	3,713	--	--	--	--	--	875	31	-29,424	344	-29,079
Change, %	-52.0%	-47.1%	7383.5%	-66.4%	44.2%	28.4%	262.6%	--	--	--	--	--	297.6%	0.5%	-32.0%	35.3%	-31.3%

GRAN CANARIA

	United Kingdom	Germany	Belgium	France	Netherlands	Ireland	Italy	Switzerland	Denmark	Finland	Norway	Sweden	Nordics	Others	International	Mainland	TOTAL
2025	46,281	25,813	347	2,135	375	1,275	790	0	0	0	0	0	1,319	9,415	87,754	2,618	90,370
2026	33,535	13,599	6,198	1,419	1,423	990	1,187	0	0	0	0	0	2,002	6,014	66,363	2,748	69,109
Change	-12,746	-12,214	5,851	-716	1,048	-285	397	--	--	--	--	--	683	-3,401	-21,391	130	-21,261
Change, %	-27.5%	-47.3%	1686.2%	-33.5%	279.5%	-22.4%	50.3%	--	--	--	--	--	51.8%	-36.1%	-24.4%	5.0%	-23.5%

TENERIFE

	United Kingdom	Germany	Belgium	France	Netherlands	Ireland	Italy	Switzerland	Denmark	Finland	Norway	Sweden	Nordics	Others	International	Mainland	TOTAL
2025	13,766	32,522	899	2,772	2,261	806	2,361	0	0	0	0	0	1,108	14,393	70,886	7,136	78,022
2026	3,538	37,909	744	2,450	2,253	335	6,169	0	0	0	0	0	3,383	10,957	67,733	5,008	72,742
Change	-10,228	5,387	-155	-322	-8	-471	3,808	--	--	--	--	--	2,275	-3,436	-3,153	-2,128	-5,280
Change, %	-74.3%	16.6%	-17.2%	-11.6%	-0.4%	-58.4%	161.3%	--	--	--	--	--	205.3%	-23.9%	-4.4%	-29.8%	-6.8%

LA PALMA

	United Kingdom	Germany	Belgium	France	Netherlands	Ireland	Italy	Switzerland	Denmark	Finland	Norway	Sweden	Nordics	Others	International	Mainland	TOTAL
2025	24,251	15,163	102	1,934	159	242	658	0	0	0	0	0	653	5,546	48,705	654	49,361
2026	8,981	28,225	6,586	1,921	1,441	351	1,778	0	0	0	0	0	1,480	7,226	57,987	719	58,705
Change	-15,270	13,062	6,484	-13	1,282	109	1,120	--	--	--	--	--	827	1,680	9,282	65	9,344
Change, %	-63.0%	86.1%	6356.9%	-0.7%	806.3%	45.0%	170.2%	--	--	--	--	--	126.6%	30.3%	19.1%	9.9%	18.9%

International tourist arrivals in Spain (INE)

May 2026



BY COUNTRY OF RESIDENCE

Monthly

	UK	Germany	Belgium	France	Netherlands	Ireland	Italy	Switzerland	Denmark	Finland	Norway	Sweden	Nordics	Russia	Portugal	Austria	Others	INTERNATIONAL
May-25	2,056,861	1,157,023	265,731	1,185,907	496,607	328,651	497,074	202,646	110,301	38,832	97,721	137,862	384,716	0	225,048	112,657	2,457,952	9,370,873
May-26	2,181,658	1,261,205	306,872	1,316,981	529,849	338,249	577,829	235,328	92,367	39,919	94,958	158,705	385,949	0	250,351	163,123	2,712,676	10,260,070
Change	124,797	104,182	41,141	131,074	33,242	9,598	80,755	32,682	-17,934	1,087	-2,763	20,843	1,233	--	25,303	50,466	254,724	889,197
Change, %	6.1%	9.0%	15.5%	11.1%	6.7%	2.9%	16.2%	16.1%	-16.3%	2.8%	-2.8%	15.1%	0.3%	--	11.2%	44.8%	10.4%	9.5%

Year-to-date

	UK	Germany	Belgium	France	Netherlands	Ireland	Italy	Switzerland	Denmark	Finland	Norway	Sweden	Nordics	Russia	Portugal	Austria	Others	INTERNATIONAL
Jan-May25	6,792,620	4,506,488	1,074,661	4,574,643	1,745,718	1,055,167	2,072,755	823,310	510,775	252,054	543,674	682,722	1,989,225	0	1,052,986	378,691	8,986,368	35,052,632
Jan-May26	7,033,779	4,517,937	1,135,582	4,644,418	1,787,944	1,137,620	2,269,104	892,474	490,754	259,349	525,680	709,691	1,985,474	--	1,118,217	472,188	9,826,383	36,821,120
Change	241,159	11,449	60,921	69,775	42,226	82,453	196,349	69,164	-20,021	7,295	-17,994	26,969	-3,751	--	65,231	93,497	840,015	1,768,488
Change, %	3.6%	0.3%	5.7%	1.5%	2.4%	7.8%	9.5%	8.4%	-3.9%	2.9%	-3.3%	4.0%	-0.2%	--	6.2%	24.7%	9.3%	5.0%

BY AUTONOMOUS COMMUNITY

Monthly

	Canary Islands	Andalusia	Aragon	Asturias	Canary Islands	Cantabria	C y Leon	C La Mancha	Catalonia	Canarian Region	Extremadura	Galicia	Madrid	Murcia	Navarre	Basque Country	La Rioja	SPAIN
May-25	1,076,196	1,450,518	75,594	27,655	2,005,435	37,432	114,940	21,352	1,911,708	1,196,807	0	170,652	878,494	135,938	52,209	186,324	0	9,370,873
May-26	1,070,492	1,634,592	55,148	43,539	2,109,915	58,360	96,438	23,804	2,162,418	1,311,449	0	144,632	1,031,693	131,719	95,261	250,927	0	10,260,070
Change	-5,704	184,074	-20,446	15,884	104,480	20,928	-18,502	2,452	250,710	114,642	0	-26,020	153,199	-4,219	43,052	64,603	0	889,197
Change, %	-0.5%	12.7%	-27.0%	57.4%	5.2%	55.9%	-16.1%	11.5%	13.1%	9.6%	--	-15.2%	17.4%	-3.1%	82.5%	34.7%	--	9.5%

Year-to-date

	Canary Islands	Andalusia	Aragon	Asturias	Canary Islands	Cantabria	C y Leon	C La Mancha	Catalonia	Canarian Region	Extremadura	Galicia	Madrid	Murcia	Navarre	Basque Country	La Rioja	SPAIN
Jan-May25	6,762,865	5,372,301	300,852	66,349	4,169,244	123,899	501,854	65,123	7,254,283	4,441,233	0	644,664	3,806,276	457,532	101,315	710,148	0	35,052,632
Jan-May26	6,767,337	5,802,571	222,189	105,922	4,319,438	147,411	474,368	87,341	7,545,341	4,855,405	0	591,455	4,129,193	463,349	146,361	932,716	0	36,821,120
Change	4,472	430,270	-78,663	39,573	150,194	23,512	-27,486	22,218	291,058	414,172	0	-53,209	322,917	5,817	45,046	222,568	0	1,768,488
Change, %	0.1%	8.0%	-26.1%	59.6%	3.6%	19.0%	-5.5%	34.1%	4.0%	9.3%	--	-8.3%	8.5%	1.3%	44.5%	31.3%	--	5.0%

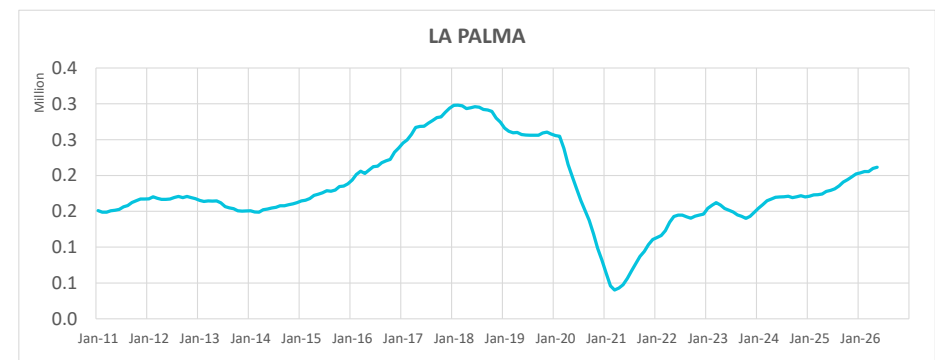
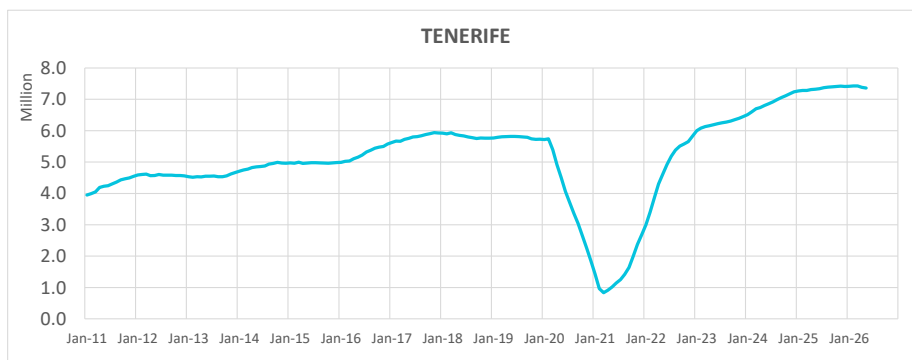
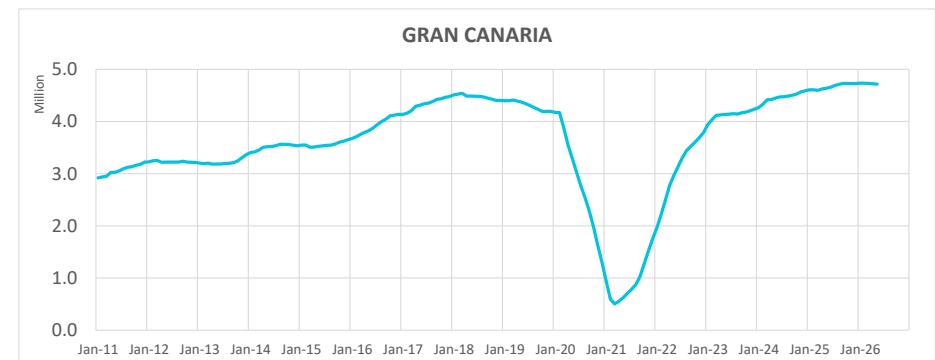
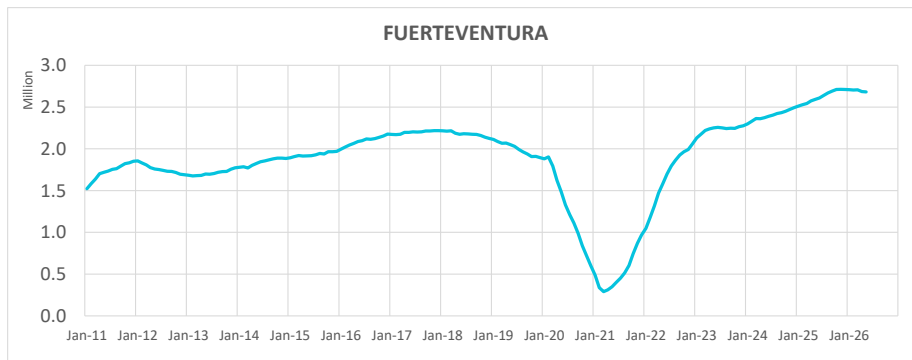
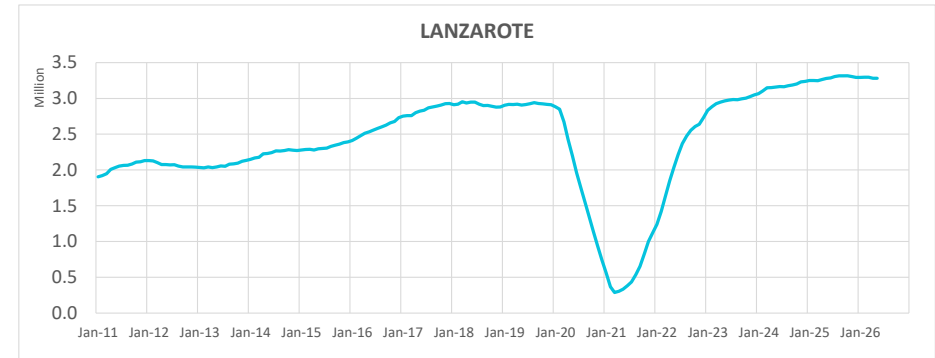
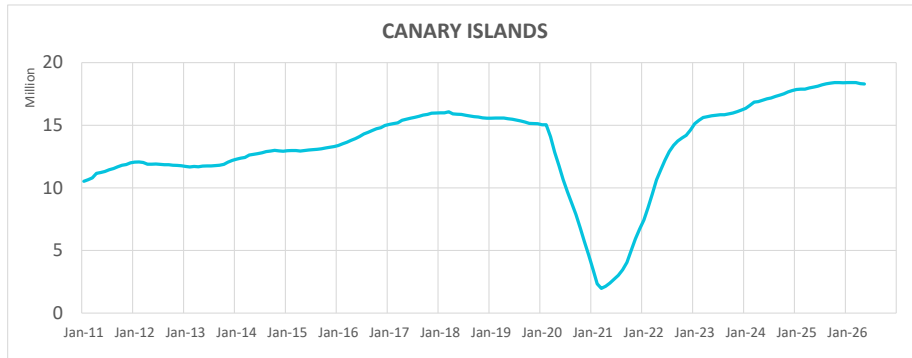
Note: Since March 2022, "Russia" is included in Others Source: Frontur (INE)

Main tourist arrivals in the Canary Islands (ISTAC)

May 2026



Tourist arrivals in the Canary Islands (12-month moving sum)




Source: Frontur (ISTAC).

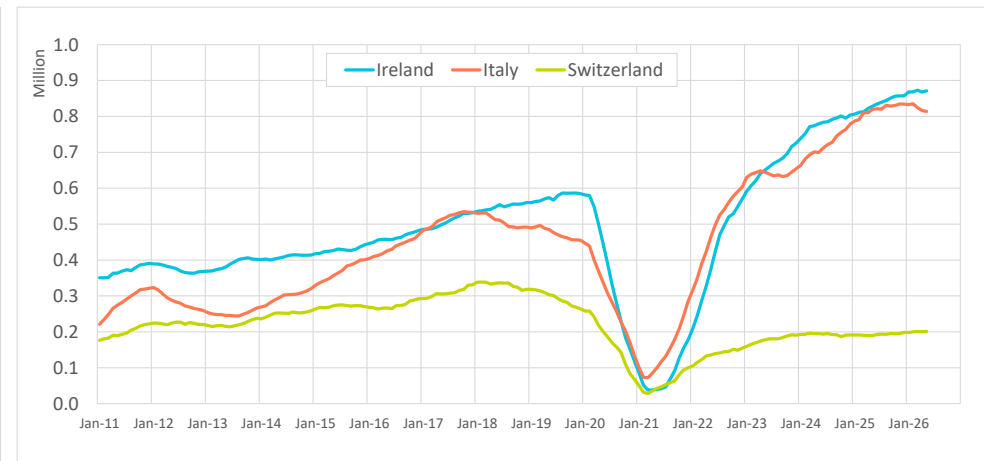
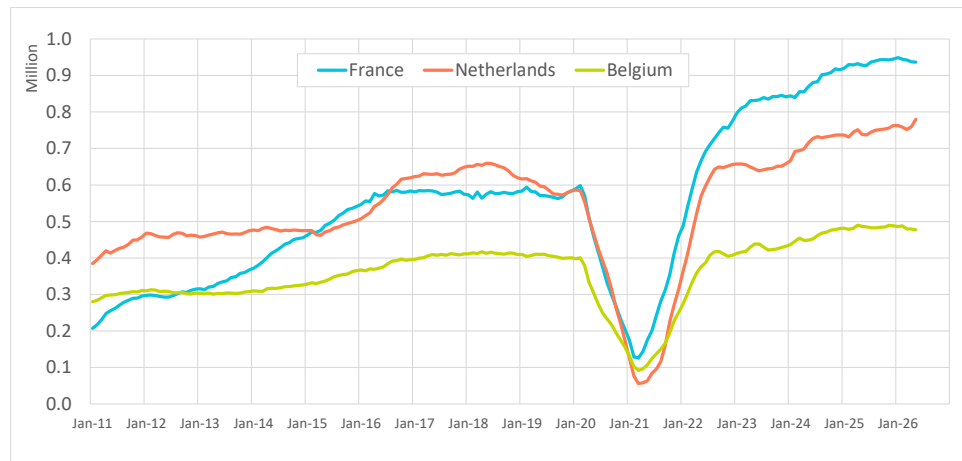
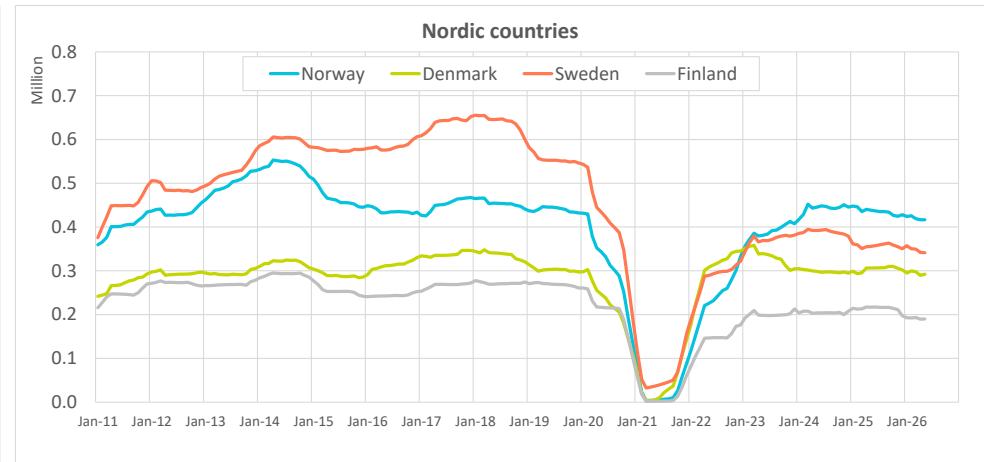
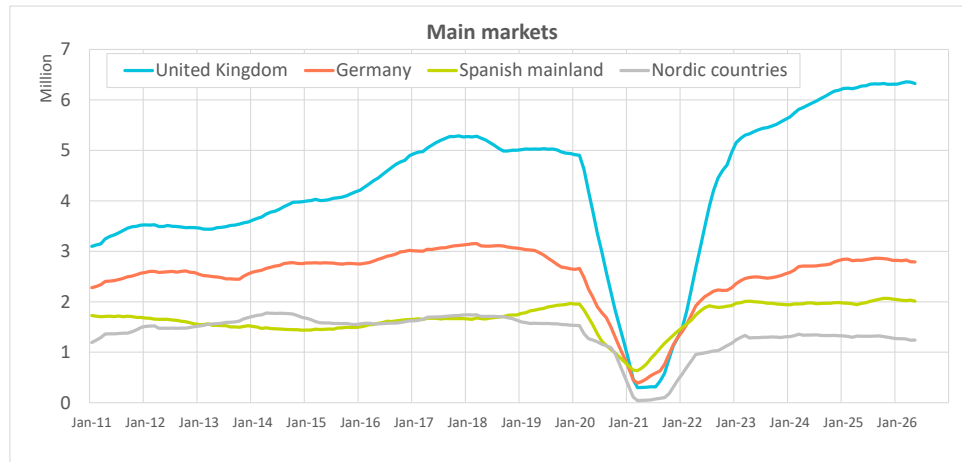
Note: on the result of the estimated Canary Islands total arrivals, tourists from La Gomera and El Hierro are included. Only main tourists are taken into account in each island.

Main tourist arrivals in the Canary Islands (ISTAC)

May 2026




Tourist arrivals in the Canary Islands (12-month moving sum)



Source: Frontur (ISTAC).

Tourist arrivals in the Canary Islands (ISTAC)

May 2026



Number of tourists by holiday package booking and country of residence

May 2026

	Book	Do not book	TOTAL	% Book	% Do not book
International	578,297	539,933	1,118,229	51.7%	48.3%
- Germany	105,013	48,351	153,364	68.5%	31.5%
- Netherlands	43,968	28,424	72,391	60.7%	39.3%
- Ireland	27,766	43,402	71,168	39.0%	61.0%
- Nordics	16,917	10,642	27,559	61.4%	38.6%
- United Kingdom	272,251	223,831	496,082	54.9%	45.1%
- Switzerland	5,797	8,412	14,209	40.8%	59.2%
- Others	106,585	176,871	283,456	37.6%	62.4%
Spanish Mainland	45,302	122,436	167,738	27.0%	73.0%
TOTAL	623,599	662,369	1,285,967	48.5%	51.5%

January - May 2026

	Book	Do not book	TOTAL	% Book	% Do not book
International	--	--	--	--	--
- Germany	--	--	--	--	--
- Netherlands	--	--	--	--	--
- Ireland	--	--	--	--	--
- Nordics	--	--	--	--	--
- United Kingdom	--	--	--	--	--
- Switzerland	--	--	--	--	--
- Others	--	--	--	--	--
Spanish Mainland	--	--	--	--	--
TOTAL	--	--	--	--	--

Share of tourists by accommodation type and country of residence

May 2026

	Hotels and similar	Apartments	Property	Cruise	House of friend or relative	Others
International	67.2%	18.9%	2.5%	0.1%	2.9%	8.4%
- Germany	78.2%	10.5%	3.2%	0.0%	3.8%	4.2%
- Netherlands	64.5%	19.8%	2.5%	0.0%	1.9%	11.2%
- Ireland	58.1%	30.9%	2.4%	0.0%	1.1%	7.5%
- Nordics	66.6%	15.9%	5.9%	0.0%	2.9%	8.6%
- United Kingdom	66.2%	22.6%	1.9%	0.2%	1.5%	7.7%
- Switzerland	64.5%	15.9%	5.6%	0.0%	5.1%	8.9%
- Others	66.2%	14.2%	2.9%	0.0%	5.4%	11.4%
Spanish Mainland	62.4%	12.6%	2.2%	0.1%	14.1%	8.6%
TOTAL	66.6%	18.1%	2.5%	0.1%	4.3%	8.4%

January - May 2026

	Hotels and similar	Apartments	Property	Cruise	House of friend or relative	Others
International	--	--	--	--	--	--
- Germany	--	--	--	--	--	--
- Netherlands	--	--	--	--	--	--
- Ireland	--	--	--	--	--	--
- Nordics	--	--	--	--	--	--
- United Kingdom	--	--	--	--	--	--
- Switzerland	--	--	--	--	--	--
- Others	--	--	--	--	--	--
Spanish Mainland	--	--	--	--	--	--
TOTAL	--	--	--	--	--	--

Source: Frontur (ISTAC).

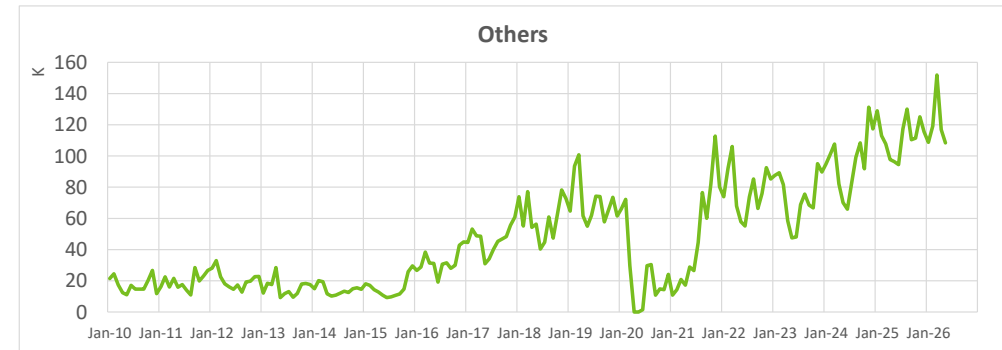
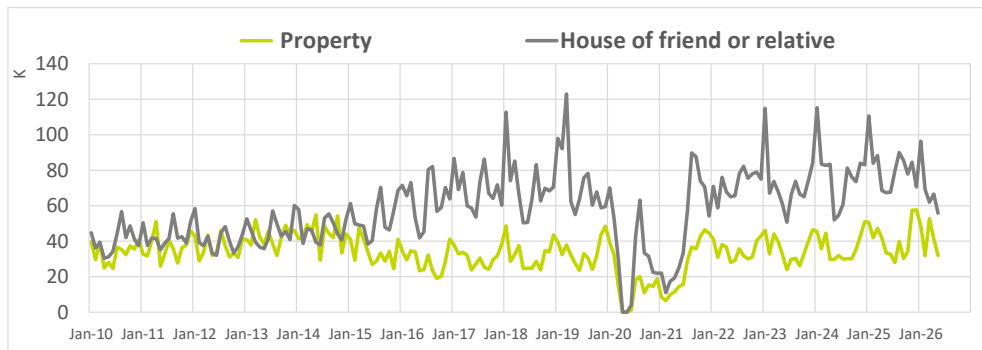
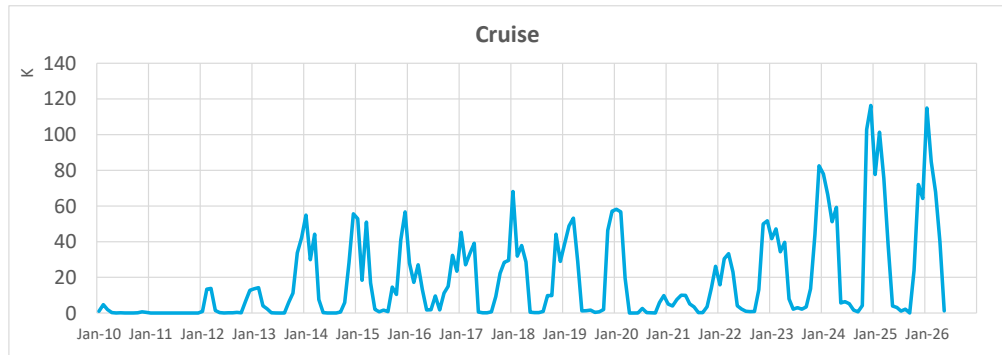
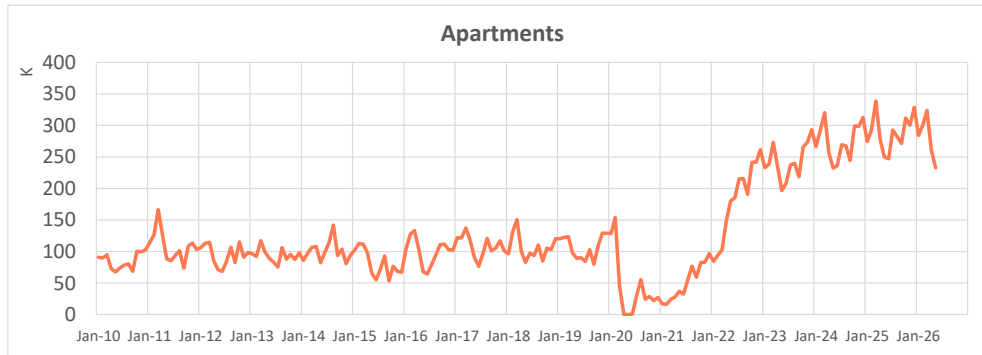
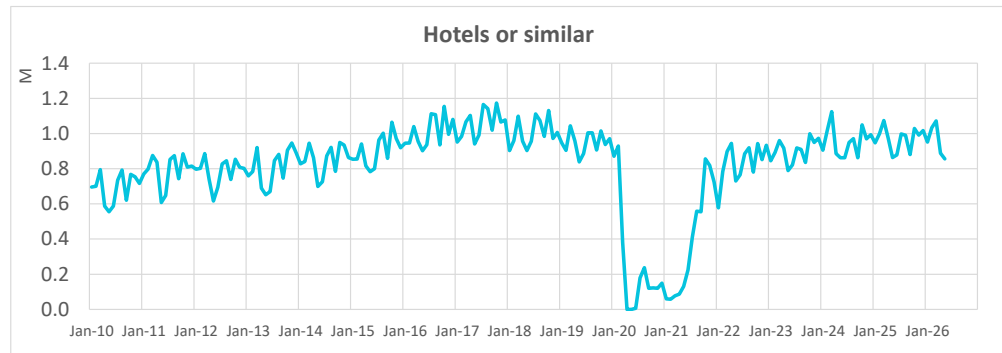
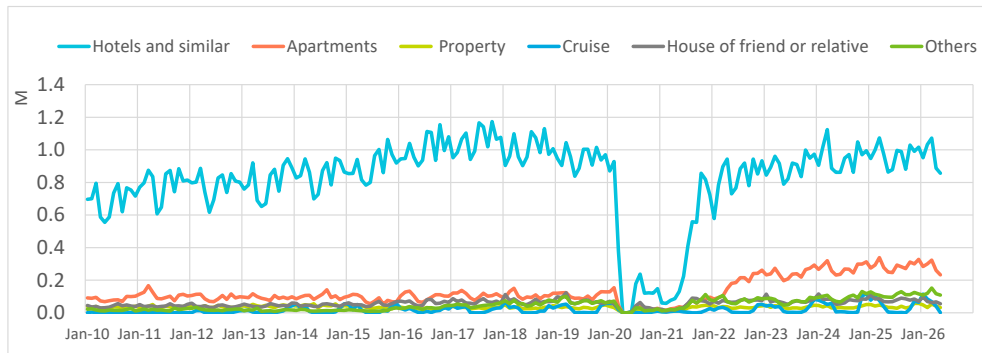
Note: on the result of the estimated Canary Islands total arrivals, tourists from La Gomera and El Hierro are included.

Tourist arrivals in the Canary Islands (ISTAC)

May 2026



Number of tourists by type of accommodation



Total tourist arrivals in the Canary Islands (ISTAC)

May 2026



Number of tourists by holiday package booking and island of stay

		May 2026						
		Lanzarote	Fuerteventura	Gran Canaria	Tenerife	La Palma	CANARY ISLANDS	
Book	Total	127,439	119,068	166,332	209,768	4,357	623,599	
	- International	119,543	116,057	156,585	185,464	3,828	578,297	
	- Spanish Mainland	7,896	3,011	9,747	24,304	529	45,302	
Do not book	Total	129,424	74,537	140,483	313,495	13,308	662,369	
	- International	110,297	61,860	106,646	260,449	9,189	539,933	
	- Spanish Mainland	19,127	12,677	33,837	53,046	4,119	122,436	
TOTAL	All markets	256,865	193,605	306,814	523,263	17,664	1,285,967	
	- International	229,841	177,917	263,231	445,913	13,017	1,118,229	
	- Spanish Mainland	27,024	15,688	43,583	77,350	4,647	167,738	
% book package	Total	49.6%	61.5%	54.2%	40.1%	24.7%	48.5%	
	- International	52.0%	65.2%	59.5%	41.6%	29.4%	51.7%	
	- Spanish Mainland	29.2%	19.2%	22.4%	31.4%	11.4%	27.0%	

		January - May 2026						
		Lanzarote	Fuerteventura	Gran Canaria	Tenerife	La Palma	CANARY ISLANDS	
Book	Total	718,213	722,258	1,137,387	1,405,494	73,603	3,785,988	
	- International	690,397	701,499	1,110,613	1,298,091	71,233	3,601,344	
	- Spanish Mainland	27,816	20,759	26,774	107,403	2,370	184,644	
Do not book	Total	743,611	429,962	978,676	1,727,649	80,080	3,885,544	
	- International	666,791	377,977	820,417	1,514,180	61,763	3,373,272	
	- Spanish Mainland	76,820	51,985	158,259	213,469	18,317	512,272	
TOTAL	All markets	1,461,825	1,152,221	2,116,061	3,133,144	153,681	7,671,532	
	- International	1,357,188	1,079,477	1,931,029	2,812,271	132,996	6,974,616	
	- Spanish Mainland	104,637	72,744	185,032	320,873	20,685	696,916	
% book package	Total	49.1%	62.7%	53.8%	44.9%	47.9%	49.4%	
	- International	50.9%	65.0%	57.5%	46.2%	53.6%	51.6%	
	- Spanish Mainland	26.6%	28.5%	14.5%	33.5%	11.5%	26.5%	

Share of tourists by accommodation type and island of stay

		May 2026						
		Lanzarote	Fuerteventura	Gran Canaria	Tenerife	La Palma	CANARY ISLANDS	
International	Hotels	58.3%	78.4%	71.2%	64.8%	36.1%	67.2%	
	Apartments	23.8%	10.6%	19.8%	19.3%	19.0%	18.9%	
	Property	2.0%	2.7%	2.3%	2.8%	3.0%	2.5%	
	Cruise	0.4%	0.5%	0.3%	0.2%	1.3%	0.1%	
	House of friend or relative	1.5%	2.4%	3.6%	3.3%	9.2%	2.9%	
	Others	14.1%	5.4%	2.8%	9.6%	31.3%	8.4%	
Spanish Mainland	Hotels	57.3%	68.9%	66.3%	61.8%	58.1%	62.4%	
	Apartments	14.8%	9.0%	10.2%	13.8%	8.2%	12.6%	
	Property	2.4%	1.3%	0.8%	2.9%	8.3%	2.2%	
	Cruise	0.0%	0.0%	0.0%	0.2%	0.0%	0.1%	
	House of friend or relative	11.2%	13.0%	20.8%	11.6%	13.4%	14.1%	
	Others	14.2%	7.8%	1.9%	9.7%	11.9%	8.6%	
TOTAL	Hotels	58.2%	77.7%	70.5%	64.4%	41.9%	66.6%	
	Apartments	22.9%	10.5%	18.4%	18.4%	16.2%	18.1%	
	Property	2.1%	2.5%	2.0%	2.8%	4.4%	2.5%	
	Cruise	0.3%	0.4%	0.3%	0.2%	1.0%	0.1%	
	House of friend or relative	2.5%	3.3%	6.0%	4.5%	10.3%	4.3%	
	Others	14.1%	5.6%	2.7%	9.7%	26.2%	8.4%	

		January - May 2026						
		Lanzarote	Fuerteventura	Gran Canaria	Tenerife	La Palma	CANARY ISLANDS	
International	Hotels	53.5%	73.4%	62.2%	59.1%	25.5%	62.8%	
	Apartments	22.2%	10.9%	20.0%	18.8%	13.0%	19.1%	
	Property	3.1%	2.0%	2.1%	3.0%	1.8%	2.7%	
	Cruise	6.0%	5.1%	8.9%	7.7%	33.5%	4.4%	
	House of friend or relative	1.4%	3.4%	4.0%	3.3%	4.8%	3.2%	
	Others	13.9%	5.2%	2.8%	8.2%	21.3%	7.7%	
Spanish Mainland	Hotels	55.8%	68.6%	59.0%	60.7%	50.6%	59.8%	
	Apartments	13.5%	6.7%	8.9%	9.9%	5.4%	9.7%	
	Property	2.1%	3.3%	2.2%	2.4%	3.6%	2.4%	
	Cruise	0.0%	0.0%	0.8%	1.1%	0.0%	0.7%	
	House of friend or relative	12.8%	13.8%	24.4%	15.9%	23.5%	17.7%	
	Others	15.7%	7.6%	4.7%	10.0%	16.9%	9.6%	
TOTAL	Hotels	53.6%	73.1%	62.0%	59.3%	28.9%	62.6%	
	Apartments	21.6%	10.6%	19.1%	17.9%	12.0%	18.3%	
	Property	3.0%	2.1%	2.1%	2.9%	2.1%	2.7%	
	Cruise	5.5%	4.8%	8.2%	7.0%	29.0%	4.0%	
	House of friend or relative	2.2%	4.0%	5.8%	4.6%	7.3%	4.6%	
	Others	14.0%	5.4%	2.9%	8.4%	20.7%	7.9%	

Source: Frontur (ISTAC).

Note: in the islands are included tourists who have chosen the island as the main destination of their trip or as a secondary destination.