Tráfico de cruceristas en Canarias

Octubre 2026

Volúmenes anuales de cruceristas en los puertos de Canarias

	Puertos de Las Palmas	Arrecife	Puerto del Rosario	Puerto de La Luz y Las Palmas	Puertos de Santa Cruz de Tenerife	Santa Cruz de Tenerife	Los Cristianos	San S. de La Gomera	Santa Cruz de La Palma	La Estaca	CANARIAS
1998	135.675	60.171	14.996	60.508	156.948	131.602	1.499	8.532	14.709	606	**292.623**
1999	144.321	71.552	6.174	66.595	185.922	142.494	1.710	7.139	34.219	360	**330.243**
2000	154.336	69.407	1.915	83.014	177.250	130.064	44	9.931	36.640	571	**331.586**
2001	190.134	98.677	2.016	89.441	223.312	163.534	146	7.189	51.818	625	**413.446**
2002	262.028	141.165	19.576	101.287	350.556	244.629	496	17.313	87.731	387	**612.584**
2003	334.763	167.502	36.485	130.776	406.478	285.198	233	21.323	99.542	182	**741.241**
2004	393.395	212.690	34.697	146.008	456.375	331.920	0	12.722	111.494	239	**849.770**
2005	423.105	216.348	43.952	162.805	507.054	374.451	298	7.809	123.332	1.164	**930.159**
2006	362.525	165.069	47.817	149.639	447.155	314.661	784	9.304	120.243	2.163	**809.680**
2007	439.493	213.134	50.038	176.321	522.093	362.123	1.848	14.010	140.946	3.166	**961.586**
2008	559.003	253.152	70.758	235.093	557.371	402.018	0	10.919	143.764	670	**1.116.374**
2009	611.335	298.955	67.819	244.561	582.835	423.236	2.118	16.372	140.175	934	**1.194.170**
2010	671.192	299.972	74.651	296.569	740.022	536.331	543	16.590	186.558	0	**1.411.214**
2011	771.160	258.005	87.274	425.881	828.332	607.366	0	35.429	182.580	2.957	**1.599.492**
2012	840.266	327.972	86.262	426.032	885.623	669.353	37	27.121	183.316	5.796	**1.725.889**
2013	829.313	319.583	85.371	424.359	794.249	527.961	1.429	50.650	206.888	7.321	**1.623.562**
2014	1.063.420	358.519	117.748	587.153	848.161	544.841	213	69.200	229.940	3.967	**1.911.581**
2015	1.252.957	435.428	134.779	682.750	933.296	644.456	1.867	76.504	206.469	4.000	**2.186.253**
2016	1.104.582	377.800	111.297	615.485	883.324	559.100	1.551	88.635	224.433	9.605	**1.987.906**
2017	1.241.840	427.110	174.457	640.273	964.336	617.986	868	88.466	246.478	10.538	**2.206.176**
2018	1.330.553	423.116	233.520	673.917	1.020.128	663.284	888	94.667	255.892	5.397	**2.350.681**
2019	1.473.587	520.791	230.290	722.506	1.067.440	739.101	0	75.456	246.572	6.311	**2.541.027**
2020	530.038	149.450	101.424	279.164	345.093	228.403	0	43.225	70.656	2.809	**875.131**
2021	454.968	143.599	86.129	225.240	304.405	188.362	1.813	47.614	62.123	4.493	**759.373**
2022	1.025.843	336.281	199.848	489.714	759.918	542.290	628	69.631	141.333	6.036	**1.785.761**
2023	1.512.295	505.926	289.029	717.340	1.106.278	817.647	928	94.829	190.193	2.681	**2.618.573**
2024	1.871.654	610.176	379.804	881.674	1.318.760	973.972	336	88.876	254.126	1.450	**3.190.414**
2025	2.089.042	663.396	430.692	994.954	1.619.359	1.128.345	643	122.420	363.428	4.523	**3.708.401**
Dif, 25-24	217.388	53.220	50.888	113.280	300.599	154.373	307	33.544	109.302	3.073	517.987
Dif, %	11,6%	8,7%	13,4%	12,8%	22,8%	15,8%	91,4%	37,7%	43,0%	211,9%	16,2%

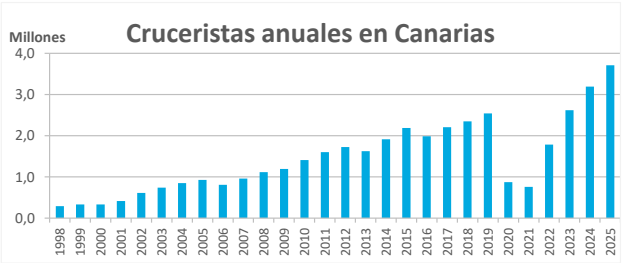

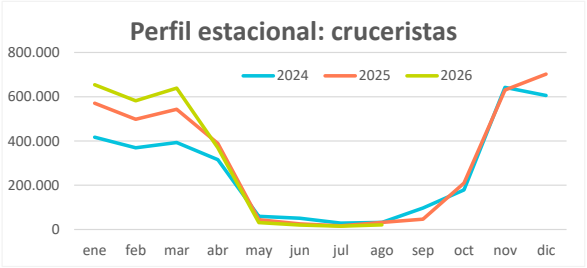

Evolución reciente: 2026

	Puertos de Las Palmas	Arrecife	Puerto del Rosario	Puerto de La Luz y Las Palmas	Puertos de Santa Cruz de Tenerife	Santa Cruz de Tenerife	Los Cristianos	San S. de La Gomera	Santa Cruz de La Palma	La Estaca	CANARIAS
Dato mensual											
oct-25	100.985	40.876	15.032	45.077	108.590	93.054	0	1.098	14.438	0	**209.575**
oct-26	88.139	31.199	7.002	49.938	89.872	67.348	0	135	22.254	135	**178.011**
Dif, 26-25	-12.846	-9.677	-8.030	4.861	-18.718	-25.706	0	-963	7.816	135	**-31.564**
Dif, %	-12,7%	-23,7%	-53,4%	10,8%	-17,2%	-27,6%	--	-87,7%	54,1%	--	**-15,1%**
Dato acumulado											
ene-oct25	1.336.621	412.923	306.128	617.570	1.039.375	739.517	142	85.684	211.436	2.596	**2.375.996**
ene-oct26	1.408.734	448.360	263.183	697.191	1.113.982	771.746	162	80.361	259.834	1.879	**2.522.716**
Dif, 26-25	72.113	35.437	-42.945	79.621	74.607	32.229	20	-5.323	48.398	-717	**146.720**
Dif, %	5,4%	8,6%	-14,0%	12,9%	7,2%	4,4%	14%	-6,2%	22,9%	-27,6%	**6,2%**

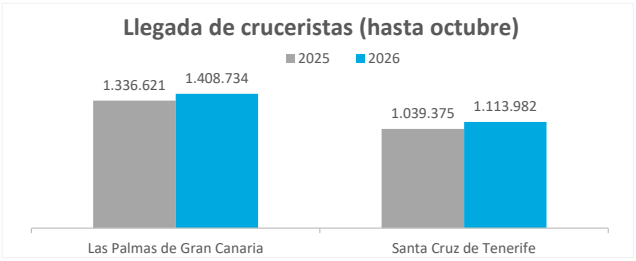

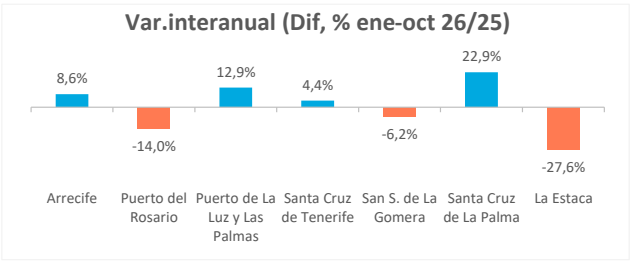

Tráfico de cruceristas en Canarias

Desglose anual por puertos

Total LP de Gran Canaria

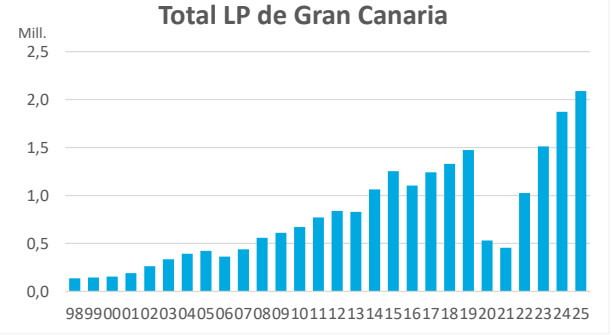

Lanzarote: Arrecife

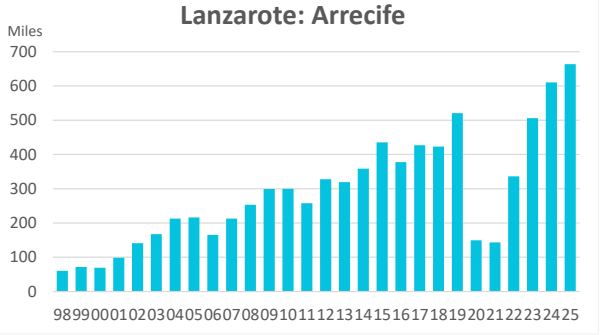

Gran Canaria: La Luz-Las Palmas

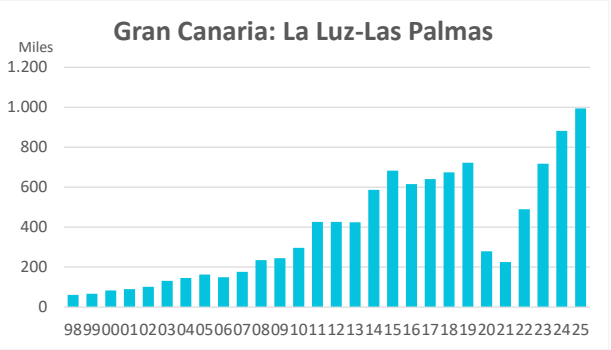

Fuerteventura: Puerto del Rosario

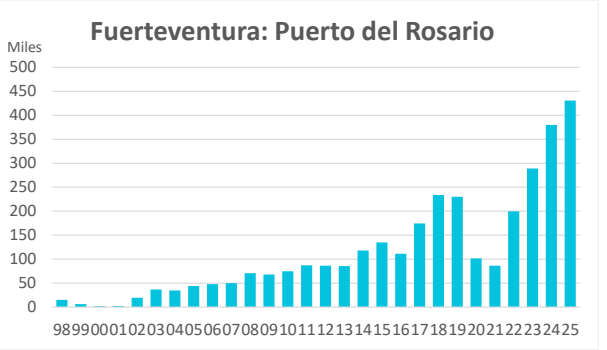

Total S/C de Tenerife

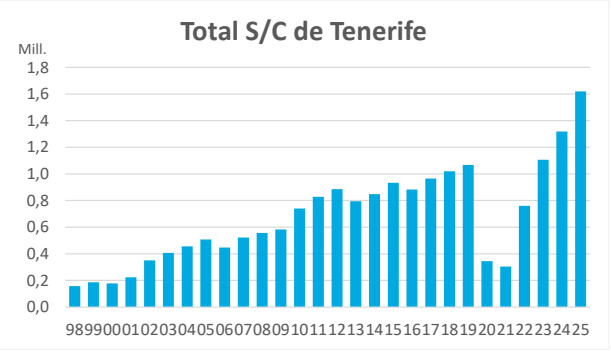

Santa Cruz de Tenerife

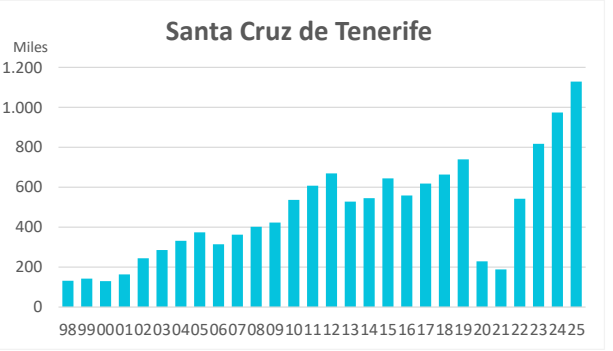

San Sebastián de La Gomera

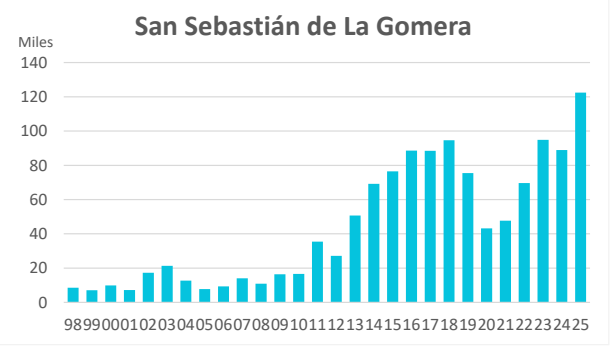

Santa Cruz de La Palma

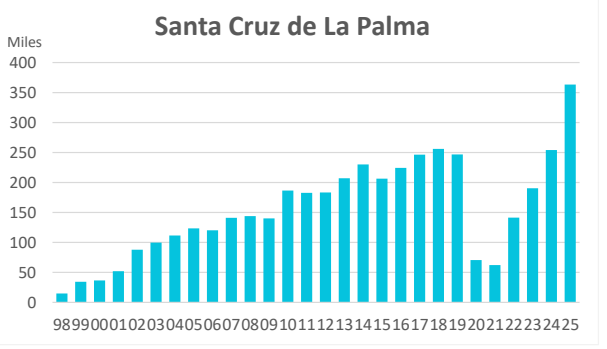

El Hierro: La Estaca

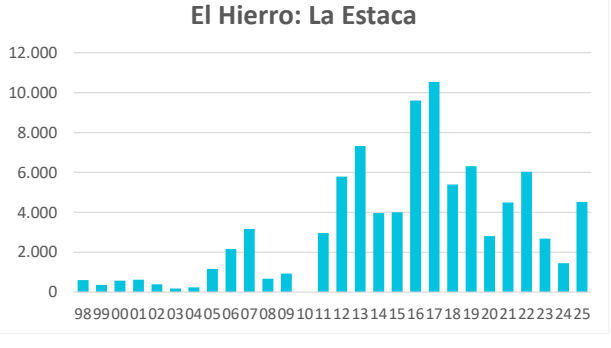

Tenerife: Los Cristianos

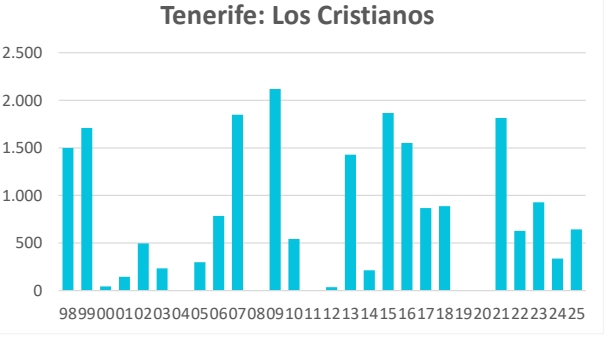

Fuentes: Autoridades portuarias de Las Palmas y Santa Cruz de Tenerife.